

PRICE BOOK QUICK LINKS




BIANCO CARRARA



CALACATTA GOLD



PACIFIC WHITE



THASSOS



RIVERSHELL



KAURI



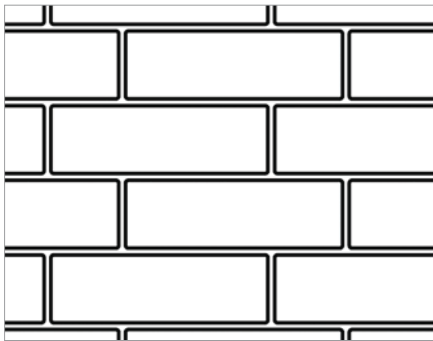
ESTRELLA GRANDE




CHARLESTON GLASS



CUSTOM WATERJET



TAILORED TO




JAZZ CLUB



CLARIDGES

WHAT'S NEW QUICK LINKS



SYMPHONY GLASS




SILVER WAVE



WALDEN



CHARLESTON HEX



TUXEDO PARK



LUXOR



XANADU FALLS



ARMORY




ORIGAMI



STARBURST



PINNACLE CALA



VILLA

PRICEBOOK TABLE OF CONTENTS



SECTION	COLLECTION	PAGE CODE	DATE
CERAMIC	ALTO	CER-ALT	01/24/2018
	DOVER	CER-DOV	01/24/2018
	KYOTO	CER-KYO	01/24/2018
	MAIOLICA	CER-MAI	01/24/2018
	MANHATTAN	CER-MAN	01/24/2018
	MELANGE	CER-MEL	01/24/2018
	MICHAEL ARAM CERAMIC	CER-MAC	01/24/2018
	SUBWAY	CER-SUB	01/24/2018
	US CERAMIC	CER-USC	01/24/2018

SECTION	COLLECTION	PAGE CODE	DATE
FURNISHINGS	PILLOW	FUR-PLW	01/24/2018

SECTION	COLLECTION	PAGE CODE	DATE
GLASS	CHARLESTON MIRROR™	GLA-CHA	01/24/2018
	GLACIAL	GLA-GLA	01/24/2018
	JAZZ GLASS™	GLA-JAZ	01/24/2018
	LA LEAF™	GLA-LAL	01/24/2018
	MURIANI DA VENETZIA	GLA-MDV	01/24/2018
	SYMPHONY GLASS™	GLA-SYM	01/24/2018
	WATER GLASS™	GLA-WTG	01/24/2018

SECTION	COLLECTION	PAGE CODE	DATE
INSTALLATION/MAINTENANCE	CLEANERS	INS-CLE	01/24/2018
	SEALERS	INS-SEA	01/24/2018
	SETTING MATERIALS	INS-SET	01/24/2018
	STARLIKE	INS-STA	01/24/2018
	TOOLS	INS-TOO	01/24/2018

SECTION	COLLECTION	PAGE CODE	DATE
METAL	BLANKE	MET-BLN	01/24/2018
	METAL EXTRUSIONS	MET-MEX	01/24/2018

SECTION	COLLECTION	PAGE CODE	DATE
PORCELAIN	AGORA	POR-AGO	01/24/2018
	AL FRESCO	POR-ALF	01/24/2018
	ARBOR	POR-ARB	01/24/2018
	ARCTIC	POR-ARC	01/24/2018
	ARGON	POR-ARG	01/24/2018

SECTION	COLLECTION	PAGE CODE	DATE
PORCELAIN	ASTRA	POR-AST	01/24/2018
	BOND STREET	POR-BON	01/24/2018
	BOSCO	POR-BOS	01/24/2018
	BRUSH STROKE	POR-BRS	01/24/2018
	CALACATTA MODENA	POR-CAL	01/24/2018
	CANYON	POR-CAN	01/24/2018
	CARRARA SELECT	POR-CSE	01/24/2018
	EMBERS	POR-EMB	01/24/2018
	FLOW	POR-FLO	01/24/2018
	FOUNDATION	POR-FOU	01/24/2018
	FOUSSANA	POR-FOU	01/24/2018
	FRENCH ENCAUSTICS	POR-FRE	01/24/2018
	FUME	POR-FUM	01/24/2018
	HYDRAULIC	POR-HYD	01/24/2018
	IRONWORKS	POR-IRO	01/24/2018
	KAURI	POR-KAU	01/24/2018
	LOFT	POR-LOF	01/24/2018
	LOOM	POR-LOM	01/24/2018
	MATRIX	POR-MAT	01/24/2018
	MAX FINE	POR-MAX	01/24/2018
	MOJAVE	POR-MOJ	01/24/2018
	MOLTEN	POR-MOL	01/24/2018
	NANO CORTEN	POR-NAN	01/24/2018
	NEWPORT	POR-NEW	01/24/2018
	PAVIMENTO	POR-PAV	01/24/2018
	RAW	POR-RAW	01/24/2018
	SAHARA	POR-SAH	01/24/2018
	SAIGON	POR-SAI	01/24/2018
	SHAGREEN	POR-SAG	01/24/2018
	SILVERWOOD	POR-SIW	01/24/2018
	SOLID	POR-SOL	01/24/2018
	SONATA	POR-SON	01/24/2018
	STEELWORK	POR-STW	01/24/2018
	STONE LOOK	POR-STL	01/24/2018
	TEX HEX	POR-TEX	01/24/2018
	TIMEWORN	POR-TIM	01/24/2018
	TIVOLI	POR-TIV	01/24/2018

SECTION	COLLECTION	PAGE CODE	DATE
	TREVI	POR-TRV	01/24/2018
	UTAH	POR-UTA	01/24/2018
	WOOD LOOK	POR-WOD	01/24/2018

SECTION	COLLECTION	PAGE CODE	DATE
SEMI PRECIOUS	GEMSTONE	SEM-GEM	01/24/2018

SECTION	COLLECTION	PAGE CODE	DATE
SHELL	RIVERSHELL	SHE-RIV	01/24/2018
	TROPIQUE MOP	SHE-TRO	01/24/2018

SECTION	COLLECTION	PAGE CODE	DATE
STONE	CARVED	STO-CAR	01/24/2018
	CELESTIAL	STO-CEL	01/24/2018
	CHELSEA	STO-CHE	01/24/2018
	CHEVRONS	STO-CEV	01/24/2018
	CHISELED EDGE	STO-CHE	01/24/2018
	DOGE	STO-DOG	01/24/2018
	EFFERVESCENCE	STO-EFF	01/24/2018
	ELEVATIONS	STO-ELE	01/24/2018
	ESTATE	STO-EST	01/24/2018
	GRAND TOUR	STO-GRT	01/24/2018
	HAMPTON BLENDS	STO-HAM	01/24/2018
	LUXOR	STO-LUX	01/24/2018
	METALLIC	STO-MET	01/24/2018
	OPUS	STO-OPS	01/24/2018
	PANNELLI	STO-PAN	01/24/2018
	RIVERSIDE DRIVE	STO-RIV	01/24/2018
	RIVERSTONE	STO-RST	01/24/2018
	SARRI	STO-SAR	01/24/2018
	SCALINI	STO-SAL	01/24/2018
	SHIRAZ	STO-SHZ	01/24/2018
	SINUOUS	STO-SIN	01/24/2018
	SLABS	STO-SLB	01/24/2018
	SPECIALTY	STO-SPE	01/24/2018
	STONE COLORS A	STO-SCA	01/24/2018
	STONE COLORS B	STO-SCB	01/24/2018
	STONE COLORS C	STO-SCC	01/24/2018
	STONE COLORS D	STO-SCD	01/24/2018
	STONE COLORS E	STO-SCE	01/24/2018
	STONE COLORS F	STO-SCF	01/24/2018
	STONE COLORS G	STO-SCG	01/24/2018

SECTION	COLLECTION	PAGE CODE	DATE
	STONE COLORS H	STO-SCH	01/24/2018
	STONE COLORS I	STO-SCI	01/24/2018
	STONE COLORS J	STO-SCJ	01/24/2018
	STONE COLORS K	STO-SCK	01/24/2018
	STONE COLORS L	STO-SCL	01/24/2018
	STONE COLORS M	STO-SCM	01/24/2018
	STONE COLORS N	STO-SCN	01/24/2018
	STONE COLORS O	STO-SCO	01/24/2018
	STONE COLORS P	STO-SCP	01/24/2018
	STONE COLORS R	STO-SCR	01/24/2018
	STONE COLORS S	STO-SCS	01/24/2018
	STONE COLORS T	STO-SCT	01/24/2018
	STONE COLORS V	STO-SCV	01/24/2018
	STONE COLORS W	STO-SCW	01/24/2018
	STONE COLORS Z	STO-SCZ	01/24/2018
	STUDS	STO-STU	01/24/2018
	TEXTURA	STO-TXT	01/24/2018
	TEXTURES	STO-TEX	01/24/2018
	TUXEDO PARK	STO-TUX	01/24/2018
	VESTIGE	STO-VES	01/24/2018
	VILLA	STO-VIL	01/24/2018
	WHIRLWIND	STO-WHR	01/24/2018

SECTION	COLLECTION	PAGE CODE	DATE
TAILORED TO	1. MOSAICS - STONE	TAI-1MS	01/24/2018
	2. MOSAICS - STONE BORDERS	TAI-2MB	01/24/2018
	3. MOSAICS - PORCELAIN	TAI-3MP	01/24/2018
	4. WATERJET - PATTERNS	TAI-4WP	01/24/2018
	5. WATERJET - BORDERS	TAI-5WB	01/24/2018
	6. JAZZ CLUB™	TAI-6JC	01/24/2018
	7. PROFILING - MISC CUTS	TAI-7PM	01/24/2018
	8. SURFACES	TAI-8SU	01/24/2018

SECTION	COLLECTION	PAGE CODE	DATE
TAILORED TO CUT TO SIZE	CUT PORCELAIN A	TAC-CPA	01/24/2018
	CUT PORCELAIN B	TAC-CPB	01/24/2018
	CUT PORCELAIN C	TAC-CPC	01/24/2018
	CUT PORCELAIN F	TAC-CSF	01/24/2018

SECTION	COLLECTION	PAGE CODE	DATE
	CUT PORCELAIN I	TAC-CPI	01/24/2018
	CUT PORCELAIN K	TAC-CPK	01/24/2018
	CUT PORCELAIN L	TAC-CPL	01/24/2018
	CUT PORCELAIN M	TAC-CPM	01/24/2018
	CUT PORCELAIN N	TAC-CPN	01/24/2018
	CUT PORCELAIN R	TAC-CPR	01/24/2018
	CUT PORCELAIN S	TAC-CPS	01/24/2018
	CUT PORCELAIN T	TAC-CPT	01/24/2018
	CUT PORCELAIN U	TAC-CPU	01/24/2018
	CHEVRON INSERT	TAC-BRS	01/24/2018
	CUT STONE A	TAC-CSA	01/24/2018
	CUT STONE B	TAC-CSB	01/24/2018
	CUT STONE C	TAC-CSC	01/24/2018
	CUT STONE D	TAC-CSD	01/24/2018
	CUT STONE F	TAC-CSF	01/24/2018
	CUT STONE G	TAC-CSG	01/24/2018
	CUT STONE H	TAC-CSH	01/24/2018
	CUT STONE J	TAC-CSJ	01/24/2018
	CUT STONE M	TAC-CSM	01/24/2018
	CUT STONE O	TAC-CSO	01/24/2018
	CUT STONE P	TAC-CSP	01/24/2018
	CUT STONE R	TAC-CSR	01/24/2018
	CUT STONE S	TAC-CSS	01/24/2018
	CUT STONE T	TAC-CST	01/24/2018
	CUT STONE V	TAC-CSV	01/24/2018
	CUT STONE W	TAC-CSW	01/24/2018

SECTION	COLLECTION	PAGE CODE	DATE
TERRAZZO	VENEZIA TERRAZZO	-VER	1/24/2018

SECTION	COLLECTION	PAGE CODE	DATE
TERRA COTTA	TERRA VECCHIO	TER-TVE	01/24/2018

SECTION	COLLECTION	PAGE CODE	DATE
WATERJET	ALLISON	WJT-ALS	01/24/2018
	ARPELL	WJT-ARP	01/24/2018
	BURANO	WJT-BUR	01/24/2018
	CAPRI	WJT-CAP	01/24/2018
	CHRYSANTHEMUM	WJT-CHR	01/24/2018
	CLARIDGES	WJT-CLA	01/24/2018
	COLLAGE	WJT-COL	01/24/2018
	CONSTELLATION	WJT-CON	01/24/2018

SECTION	COLLECTION	PAGE CODE	DATE
	DAMASK	WJT-DAM	01/24/2018
	DANSE	WJT-DNS	01/24/2018
	DUOMO	WJT-DMO	01/24/2018
	ELYSIUM GARDEN	WJT-ELG	01/24/2018
	ESPIRIT	WJT-ESP	01/24/2018
	ESTRELLA GRANDE	WJT-ESG	01/24/2018
	ETOILE	WJT-ETO	01/24/2018
	FLEUR	WJT-FLE	01/24/2018
	FOLIAGE GRANDE	WJT-FOG	01/24/2018
	GAZEBO	WJT-GAZ	01/24/2018
	GENIE	WJT-GEN	01/24/2018
	GRANADA	WJT-GRA	01/24/2018
	JAIPUR VINE	WJT-JAI	01/24/2018
	MEDALLIONS	WJT-MED	01/24/2018
	MICHAEL ARAM STONE	WJT-MAS	01/24/2018
	ORIGAMI	WJT-ORI	01/24/2018
	PANTHEON	WJT-PNT	01/24/2018
	POMPEII	WJT-POM	01/24/2018
	RIALTO	WJT-RIA	01/24/2018
	RIVIERA	WJT-RIV	01/24/2018
	SEVILLE	WJT-SEV	01/24/2018
	TOLEDO	WJT-TOL	01/24/2018
	TOLEDO SMALL	WJT-TOS	01/24/2018
	VALENCIA	WJT-VAL	01/24/2018
	VECCHIA ROMANA	WJT-VRO	01/24/2018
	WALDEN	WJT-WAL	01/24/2018
	XANADU	WJT-XAN	01/24/2018

SECTION	COLLECTION	PAGE CODE	DATE
CLOSE OUT - X CLOSE OUT	CLOSEOUT	CLO-XCL-CLO	01/24/2018

KEY SHEET

PRICEBOOK



IMAGE	CODE	DESCRIPTION	PACKING	LIST	U/M
	SFGMBLIN	<p>RAIN FOREST GREEN LINEA 1/2 X 4 X 3/8 BRUSHETTA/BRUSHED FINISH MOSAIC</p> <p>in house production varies in size from original stocked product</p> <p>SHEET INFO: 12-7/16 x 12-7/16 (1.07sf) sheet ROW INFO: 18 rows of 3 (54 pieces per sheet)</p>	<p>1.07 SF per PC 6.00 LB per SF 6.42 LB per PC 10 PC per BX 10.70 SF per BX 64.20 LB per BX</p>	\$ 21.60	SF
<p>WHEN PART NUMBER AND INFO IS IN PURPLE, MATERIAL IS IN HOUSE FABRICATION ONLY</p>					
	<p>RSAQBCM12</p> <p>SPECIAL ORDER</p>	<p>RIVERSTONE AQUAMARINE 12 X 12 X 1/2 POLISHED FIELD</p> <p>bianco carrara pebbles in aquamarine resin min. qty: 50 sf lead time: 90 days</p> <p>TECH SPECS: not suitable for custom cutting; must be installed with mapei kerabond with keralastic; may yellow in direct sunlight</p>	<p>1.00 SF per PC 6.50 LB per SF 6.50 LB per PC 7 PC per BX 7.00 SF per BX 45.5 LB per BX</p>	\$ 65.00	SF
<p>WHEN INFO IS IN TEAL, MATERIAL IS SPECIAL ORDER ONLY (LEAD TIMES WILL VARY)</p>					
	SGRISAMBMX24	<p>GRIS AMBRA 24 X 24 X 3/4 HONED/POLISHED DIMENSIONAL FIELD</p> <p>hand carved stone; allow for variation in patterning; 2 pieces per set, part 1 & part 2</p> <p>TECH SPECS: do not use color enhancer; see installation guidelines for out corner detail</p>	<p>4.00 SF per PC 9.25 LB per SF 37.00 LB per PC 2 PC per BX 8.00 SF per BX 74.00 LB per BX</p>	\$ 50.00	SF
<p>WHEN BOX PACKING INFO IS BOLD, MATERIAL IS SOLD IN FULL BOX QUANTITIES ONLY</p>					

	LOT PHOTO APPROVAL NEEDED BY CLIENT
	MATERIAL HAS AN INSTALLATION GUIDELINE
	MATERIAL HAS COMMODITY PRICING
	MATERIAL CAN BE CUSTOM CUT

*KEY SHEET is a reference page only, it is not a pricing page. For correct product pricing please use the price pages within the book.

ABOUT YOUR ORDER: PRODUCT INFORMATION AND RECOMMENDATIONS

Thank you for selecting Artistic Tile.

We hope you will find the information on these pages helpful as you take the next steps with your design project. As always, Customer Service Representatives or your Sales Representative will be happy to answer any additional questions that may arise.

HOW TO PLACE AN ORDER:

Please send us a written purchase order for all products. Email, fax, or hard copies are acceptable; we can only accept orders, changes, revisions, cancellations and shipment releases in writing. All orders will be confirmed in writing by the next business day¹. We request that your company use one method to place your purchase orders to avoid duplication. Please review your confirmation upon receipt to verify the accuracy of all details. Out of stock material will be noted on your confirmation with an estimated arrival date. Note, the arrival date is an estimate only and not an exact date of shipment. Items shipped per our confirmation are subject to all restocking requirements.

Hold orders on most stocked items (tile, mosaic, moldings) are valid for 3-nights and slab holds are valid for 7-nights². On any hold order we reserve the right to contact you requesting a deposit within 24-hours from notice on any product(s) that another party has committed to purchasing. Should we not receive a deposit within 24-hours, the product(s) may be sold to the other party.

Purchase orders that are more than 30-days old will require a 50% deposit or are subject to cancellation. As we are physically reserving the material for you, thereby making it unavailable for sale to other clients, should any stock order older than 30-days be canceled, Artistic Tile will charge a 10% order cancellation fee, whether a deposit has been placed or not. If a deposit has been received and order subsequently canceled - the deposit will be refunded less the 10% cancellation fee.

Special orders³ are non-cancelable and non-returnable and require a 50% deposit. Special orders are to be paid in full upon notification that material has arrived at our facility and is available for shipment. Special order lead-times are based on the day the deposit is received.

PROJECT REGISTRATION:

Artistic Tile encourages you to register large projects. A Registration Form can be found at the back of this section or your Customer Service Representative can provide it to you. Please provide all requested information. While we cannot guarantee that your project will ultimately be sold to you, registering your information will give us the opportunity to protect your interest.

QUANTITIES:

The purchaser must provide all tile and stone quantities. Artistic Tile is not responsible for quantities and measurements. Artistic Tile recommends ordering additional material with your order, as add-on orders at a later date may not match. Products sold by the full carton will have quantities rounded up to the next full carton size, as required.

¹ Should you not receive a confirmation within 24 hours, please re-submit your purchase order noting that it is a '2nd request' or 'duplicate'

² You will be granted the right of first refusal within the hold window. You will be called before we release material to another client. After 3-nights on most products and 7-nights on slabs, your hold will be automatically cancelled without notification to you.

³ Please submit a written quote request for non-stick items or for large quantities not typically stocked, which would be considered special orders and subject to the special order terms.



CUSTOM CUTTING:

Please verify suitability and final finish with your Sales Representative prior to proceeding with your order. We are happy to produce samples for approval.

Your custom cutting purchase order should indicate the cut item code and the item code(s) for the material(s) we are to cut as well as any additional comments/notes regarding your requirements, e.g. blends, patterns, chamfering, etc.

Custom cut purchase orders may not be cancelled once released for production and must ship within two weeks of completion. Custom cut material may not be returned under any circumstances.

Some materials, due to their nature or characteristics, may not be suitable for custom cut product.

Overage requirements on certain materials may be higher than the published average. Artistic Tile will make every effort to advise you in advance of any custom cut projects that will require greater overage.

On custom cut orders of 100 square feet or more we will provide you with lot photographs for your approval prior to proceeding with your order.

VARIATION:

Shade and size variation are inherent characteristics of stone as well as ceramic and glass tile. Actual tiles received may differ from samples. It is the purchaser's responsibility to inspect all material prior to installation. Please be aware that use constitutes full and complete acceptance. All dimensions are nominal.

Tile and stone are not guaranteed after delivery against chipping, crazing, tracking or wear. All stone and crackle glaze ceramic tile must be sealed.

Handmade and machine made tile is subject to irregularities in size, shape, color, warpage, moisture absorption, surface finish, texture and coefficient of friction. These characteristics are inherent to the manufacture of these products.

Stone is a natural material. There will be color variation from sample and displays, as well as within your shipment. No two pieces of stone are exactly alike. Each has unique natural variations which may include veining, markings, shadings, inclusions, chips, pits or fossils.

Artistic Tile maintains photographs of all lots of our stock stone field tile and mosaics. In lieu of physical samples for individual orders, your Customer Service Representative will be happy to send you images of current inventory for your review and approval prior to shipment of your order.

SLAB MATERIALS:

Artistic Tile stocks a selection of natural stone slabs. Slabs are sold by the square foot.

PLEASE NOTE - PUBLISHED PRICING REFLECTS CURRENT STOCKED MATERIAL ONLY, NEW BLOCKS MAY HAVE PRICE FLUCTUATIONS.

Artistic Tile maintains photographs of all our stocked slabs. In lieu of physical samples for individual orders, your Customer Service Representative will be happy to send you photographs of currently available slabs for your review and approval, subject to our slab selection guidelines. We also welcome clients to come and make their slab selections here in Secaucus, by appointment only.



SEQUENTIAL SLAB SELECTION:

- Slabs must be purchased in sequential units, either from the "front" or "back" of the bundle/block. You may choose either from the lowest number in a bundle/block or the highest number. You may not "skip" slabs or start in the middle of a bundle/block.
- Client may view slabs from the front of the back of the bundle/block. We will spin the complete bundle/block so the client can see the difference between the slabs in front and the back of the bundle/block. If the client needs multiple slabs, we will show them the required number of slabs, from the front and/or the back of the bundle/block. If the client needs 1-slab, they will have their choice of the first or the last. They will not be permitted to choose from the middle of the bundle/block.
- In the event that a bundle/block is non-sequential in inventory, the client will be given the choice of slabs that maintain the optimum sequential integrity of our inventory.
- This policy is developed to maintain our slab inventory in a manner that allows us to service both the immediate client and future clients.
- Please make sure that your client is aware of this policy when scheduling their appointment in Secaucus.

SLAB TOPS FOR WATERFALL VANITIES:

- Wholesale production staff will choose the slab, based on available remnant sizes and sequential slab optimization.
- If more than one remnant exists, your client will be given the choice as to which slab remnant they prefer.
- In all cases, your client will have the opportunity to view a slab photo or approve the slab in person prior to cutting.
- Should your client desire to choose their own slab, they may do so according to the above **Sequential Slab Selection** policy, in which case, the entire slab must be purchased and Waterfall Slab Group Pricing is no longer valid.

CUT SLABS:

- Natural Stone Slabs are sold in full pieces as stocked (full slabs or remnants). Cut or ½ slabs are not offered on natural stone.
- Semi-Precious Gemstone slabs may be purchased as ½-slabs (lengthwise cut) at an upcharge. ¼-slabs, unless existing in our inventory, are not available.

CRATING:

Crating slabs allows for LTL (Common Carrier) shipment, this provides faster turnaround time between the time you place your order and when you receive your slab(s). Current crate size options and pricing are as follows.

SMALL SLAB CRATES \$195.00 PER CRATE

Crates may be as tall as 44" and up to 92" in length, as determined by the size of the slab(s) ordered. From 1-4 slabs of 3cm (1 ¼") thickness may be packed in a single crate, thereby reducing your crating costs per square foot.

LARGE SLAB CRATES \$295.00 PER CRATE

Crates may be 45" up to 72" in height and no longer than 92" in length, as determined by the size of the slab(s) ordered. No more than 2 slabs may be packed in a large crate.



X-LARGE SLAB CRATES \$395.00 PER CRATE

Crates may be 45" up to 72" in height and no longer than 118" in length as determined by the size of the slab(s) ordered. No more than 2 slabs may be packed in an x-large crate.

Slab crates are provided with opening instructions. Please follow instructions carefully to prevent damage to the slabs or personal injury.

DELIVERY:

Inspect all material upon delivery for color, shade, finish, or defects. Claims for product defects, shipping damages or shortages must be made to Artistic Tile within 48-hours of receipt.

When provided, we clearly side-mark all boxes on your purchase order. Additionally, we can automatically email the tracking information for your shipment⁴. If you are not already taking advantage of this feature, please contact your Customer Service Representative with your email address.

The packing list will indicate the number of pieces, number of boxes, lot numbers and similar information that will aid you in verifying the accuracy of the material shipped.

FREIGHT:

All material is shipped FOB Artistic Tile warehouse, unless otherwise noted on the order confirmation. Please be aware of the following:

- Verify box count and pallet count on bill of lading prior to signing
- Inspect for visible damage and note on bill of lading
- Report concealed damages within 5-days of receipt to shipping company
- Request an inspection and retain a copy of the inspection report
- File a written claim with the carrier within the time frame require by your carrier

All LTL orders will a \$10.00 packing and handling charge included.

All UPS orders will have a \$10.00 per box packing and handling charge included.

Multi-State Pallet Program - Artistic Tile has negotiated attractive pallet rates with our transportation partners. Please consult your Customer Service Representative for states covered and current pallet rates and accessorial charges.

INSTALLATION:

Artistic Tile recommends using a professional, licensed and accredited installer⁵ for all installations. Artistic Tile recommends all tile be laid out prior to setting to allow for blending of the range and grout joints. All stone and crackle glaze ceramic tiles should be sealed with a penetrating sealer to accommodate maintenance, both pre and post grouting. Do not seal porcelain tile, unless otherwise noted. Installation guidelines and recommendations are available for most products upon request from your Customer Service Representative.

Absent any specific instructions, generally accepted industry guidelines must be adhered to, including, but not limited to, most current version of the TCNA⁶ Handbook for Ceramic, Glass, and Stone Tile Installation and M.I.A.⁷ Dimension Stone Design Manual as well as manufacturer's guidelines for any and all products related to the installation.

⁴ Email notification includes our Invoice and Sales Order numbers, your P.O.#, date and method of shipment, tracking numbers and related freight charges.

⁵ CTEF Certified Tile Installer, NTCA 5 Star Contractors, MIA Accredited

⁶ Tile Council of North America (TCNA) www.tcnatile.com

⁷ The Marble Institute of America (MIA) www.marble-institute.com



RETURNS:

With our no-restock policy, Artistic Tile is leading the way to better customer experiences and continues to set the bar for service.

Our highly trained Customer Service Representatives and our above standard quality control systems and packaging allow Artistic Tile to offer a '*no-restocking fee*' policy on most stocked items and provides you with worry-free sales!

All returns will require our approval prior to shipment; please call your Customer Service Representative for a RA number and specific instructions. Artistic Tile stocked items may be returned for credit within 90-days of shipment. Materials that are sold by the full carton must be returned as such in original packaging. Material that has been hand-selected or culled may not be returned. Custom, made-to-order, or special order products, including "Tailored To" or custom cut or finished materials are non-returnable. Returns must be shipped back freight prepaid to Artistic Tile and must be returned within 30-days of the issue date of the RA. Material returned without an RA number will be refused and you will be responsible for all freight charges incurred. Your authorization number must be clearly stated on the bill of lading. Credit is subject to material inspection and condition upon arrival at Artistic Tile. Material that is received broken, damaged or installed will not be credited.

CARE:

Stone: A pH-neutral cleaner diluted with water may be used.

Ceramic tile, porcelain and glass: A soft non-abrasive detergent may be used.

Other materials: Damp mop with distilled water.

SAMPLES:

Showroom samples may be purchased with an additional 25% discount. Artistic Tile maintains photographs of all of our stock items by lot. In lieu of physical samples for individual orders, your Customer Service Representative will be happy to send you photographs of current available lots for your review and approval prior to shipment of your order.

PAYMENT TERMS:

Payment is due at the time of shipment unless credit terms have been arranged. Typical terms for a client in good standing are as follows:

Net 30 days from invoice date. Interest will be charged at 1.5% @ month and will begin on the first day the invoice becomes past due.

If an account is past due, Artistic Tile reserves the right to hold all shipments until the account is current. Payments received by check will be electronically deposited, unless you pay by non-consumer type check in which case they may be deposited via an image replacement document. If paying with a consumer check, you may opt out of this program by remitting a money order or a traveler's check. In the unlikely event that your check (payment) is returned unpaid, we may elect to electronically (or paper draft) re-present your check (payment) up to two more times. You also understand and agree that we may collect a return processing charge by the same means, in an amount not to exceed that permitted by state law.

WARRANTEES:

Artistic Tile, Inc. extends no warranties beyond the manufacturers' warranties. Any and all warranties are waived, including, but not limited to, the warranty of merchantability. Artistic Tile, Inc. bears no price beyond the price paid by the customer or materials received by the customer.



DELAYS:

Artistic Tile, Inc. shall not be responsible for delivery delays caused by Acts of God, strikes, accidents, border/custom delays, traffic, natural catastrophes, force majeure or other delays which are beyond our control.

SHOWROOM INSTALLATIONS:

All dealer showroom display orders are subject to prior review and approval by Artistic Tile. The display orders will be billed at your regular cost, Net 60-days. We will include in your order an Artistic Tile Logo Mark tile, which must be installed in your display(s). Upon receipt of photographs of the installed display(s) within a 60-day period from shipment, a 40% credit will be applied to the invoice, provided requirements for the use of the Artistic Tile Logo Mark have been met.

DISPLAYS OUTSIDE OF DEALER SHOWROOMS:

All display orders outside of dealer showrooms are subject to prior review and approval by Artistic Tile. This includes dealer clients such as kitchen & bath showrooms and showcase events. Displays in locations other than a dealer showroom will require supplemental information on the company and location in which the product is to be installed. Requests for display material in a showcase environment will require detailed information on the event. Length of run, whether open to the public or trade only, charity involvement, ultimate disposition of the property, etc. These display orders will be reviewed and we will advise the discount you may expect. Once approved, you will be billed at your normal cost, Net 60-days. We will include in your order an Artistic Tile Logo Mark tile, which must be installed in the display. Upon receipt of photographs of the installation within a 60-day period from shipment, the agreed upon credit will be applied to the invoice, provided requirements for use of the Artistic Tile Logo Mark have been met.

Show houses must also have a signed marketing agreement.

Display orders that have not been submitted for pre-approval will not receive a vignette credit.

We welcome any questions or comments and thank you again for your business.

Artistic Tile Customer Service: (201) 864-7000

Customer Service Hours: Monday - Friday 8:00 AM - 7:00 PM EST



A R T I S T I C T I L E

Project Registration

Dealer Name: _____

Dealer Address: _____

Contact: _____ **Date of Registration:** _____

Email: _____ **Tele:** _____ **Fax:** _____

1) Project	Name:	City:	
		State:	
2) Owner/Developer	Name:	City:	State:
	Address:	Contact:	
3) Architect	Name:	City:	State:
	Address:	Contact:	
4) Interior Designer	Name:	City:	State:
	Address:	Contact:	
5) General Contractor	Name:	City:	State:
	Address:	Contact:	
6) Tile/Stone Contractor	Name:	City:	State:
	Address:	Contact:	
7) Product Specified		Quantity	Quoted Sell Price

Other Parties Involved: _____

Required Date of Product: _____

NOTES: _____

General Conditions

- a) Artistic Tile reserves the right to deny registrations for jobs with an estimated wholesale cost below \$10,000
- b) Project registration is valid for six (6) months from the confirmation of registration.
- c) Incomplete project registration forms will not be processed.
- d) Pricing and terms subject to approval.
- e) Project is not registered without signed Artistic Tile Approval

Please note that Registration is not a guarantee of protection

Artistic Tile Approval

By: _____

Date: _____

Cut To Size Stone / Porcelain













List of Actual Cut Sizes

MARKETED SIZE	APPROXIMATE ACTUAL SIZE	PACKING INFO
12" x 12"	11.56" X 11.56"	1 SF per PC
12" x 24"	11.56" X 23.18"	2 SF per PC
12" x 18"	11.56" X 17.38"	1.5 SF per PC
16" x 16"	15.50" X 15.50"	1.7 SF per PC
18" x 18"	17.38" X 17.38"	2.25 SF per PC
2" x 2"	1.9" X 1.9"	0.02 SF per PC
24" x 24"	23.18" X 23.18"	4 SF per PC
2" x 12"	1.90" x 11.56"	0.16 SF per PC
2" x 4"	1.9" X 3.82"	0.05 SF per PC
2" x 6"	1.9" X 5.77	0.083 SF per PC
2" x 8"	1.9" X 7.74"	0.11 SF per PC
3" x 3"	2.85" X 2.85"	0.625 SF per PC
3" x 12"	2.85" X 11.56"	0.25 SF per PC
3" x 24"	2.85" X 23.18"	0.5 SF per PC
3" x 36"	2.85" X 36.00"	0.75 SF per PC
3" x 6"	2.85" X 5.77"	0.125 SF per PC
4" x 4"	3.82" X 3.82"	0.11 SF per PC
4" x 12"	3.82" X 11.56"	0.33 SF per PC
4" x 16"	3.82" X 15.5"	0.44 SF per PC
4" x 24"	3.82" X 23.18"	0.67 SF per PC
4" x 32"	3.82" X 32"	0.89 per PC
4" x 6"	3.82" X 5.77"	0.167 SF per PC
4" x 8"	3.82" X 7.74"	0.22 SF per PC
6" x 6"	5.77" X 5.77"	0.25 SF per PC
6" x 12"	5.77" X 11.56"	0.5 SF per PC
6" x 18"	5.77" X 17.38"	0.75 SF per PC
6" x 24"	5.77" X 23.18"	1 SF per PC
6" x 36"	5.77" X 36.00"	1.5 SF per PC
8" x 8"	7.74" X 7.74"	0.44 SF per PC
8" x 16"	7.74" X 15.50"	0.88 SF per PC
8" x 12"	7.74" X 11.56"	0.67 SF per PC
8" x 24"	7.74" X 23.18"	1.33 SF per PC
8" x 32"	7.74" X 32"	1.78 SF per PC
9" x 9"	8.70" X 8.70"	0.5625 SF per PC
9" x 18"	8.70" X 17.38"	1.125 SF per PC
9" x 36"	8.70" X 36.00"	2.25 SF per PC

**** Please note we cannot polish/hone any item which is greater than 18" in 2 directions however brushed finish is available. Refinishing available for all sizes up to 18" x 18" ****



IMAGE	CODE	DESCRIPTION	LIST	U/M
	CALTBKDGDL	ALTO DECO BLACK GLOSS CERAMIC 2-15/16" x 11-3/4" x 5/16" FIELD DECORATIVE PROJECTION: 5/8" Wall only	0.2390 SF per PC 3.39 LB per SF 0.81 LB per PC 18 PC per BX 4.30 SF per BX 14.58 LB per BX	\$ 13.00 S/F 
	CALTWHBDGL	ALTO DECO WHITE & BLACK GLOSS CERAMIC 2-15/16" x 11-3/4" x 5/16" FIELD DECORATIVE PROJECTION: 5/8" Wall only	0.2390 SF per PC 3.39 LB per SF 0.81 LB per PC 18 PC per BX 4.30 SF per BX 14.58 LB per BX	\$ 13.00 S/F 
	CALTWHDGDL	ALTO DECO WHITE GLOSS CERAMIC 2-15/16" x 11-3/4" x 5/16" FIELD DECORATIVE PROJECTION: 5/8" Wall only	0.2390 SF per PC 3.39 LB per SF 0.81 LB per PC 18 PC per BX 4.30 SF per BX 14.58 LB per BX	\$ 13.00 S/F 
	CALTWHGL312	ALTO WHITE GLOSS CERAMIC 2-15/16" x 11-3/4" x 5/16" FIELD TILE Wall only	0.2390 SF per PC 3.05 LB per SF 0.73 LB per PC 21 PC per BX 5.02 SF per BX 15.31 LB per BX	\$ 8.50 S/F 
	CALTWHGLQR	ALTO QUARTER ROUND WHITE GLOSS CERAMIC 7/16" x 11-13/16" x 1/4" QUARTER ROUND MOLDING Wall only TECH SPECS: WILL NOT BE SOLD IN FULL BOXES.	1.0000 LF per PC 0.07 LB per LF 0.07 LB per PC 10 PC per BX 10.00 LF per BX 0.70 LB per BX	\$ 9.50 EA 

BX (IN BOLD), SOLD IN FULL BOXES
 TEAL, SPECIAL ORDER ITEMS
 PURPLE, IN-HOUSE FABRICATION

 LOT PHOTO APPROVAL
 INSTALLATION GUIDELINES



 COMMODITY PRICING
 CUSTOM CUTTING



IMAGE	CODE	DESCRIPTION	LIST	U/M
	CDVWHG3X6LBN	DOVER WHITE GLOSS CERAMIC LONG SIDE 3" x 6" x 1/4" BULLNOSE TECH SPECS: FOR WALL USE ONLY	0.5000 LF per PC 0.66 LB per LF 0.33 LB per PC 50 PC per BX 25.00 LF per BX 16.50 LB per BX	\$ 5.75 EA
	CDVWHG4X8LBN	DOVER WHITE GLOSS CERAMIC LONG SIDE 4" x 8" x 3/16" BULLNOSE THICKNESS DIFFERS FROM 3 X 6 AND 6 X 6 SIZE TECH SPECS: FOR WALL USE ONLY	0.6700 LF per PC 0.71 LB per LF 0.48 LB per PC 50 PC per BX 33.50 LF per BX 23.79 LB per BX	\$ 6.50 EA
	CDVWHG4X12LBN	DOVER WHITE GLOSS CERAMIC LONG SIDE 4" x 12" x 3/8" BULLNOSE TECH SPECS: FOR WALL USE ONLY	1.0000 LF per PC 1.00 LB per LF 1.00 LB per PC 42 PC per BX 42.00 LF per BX 42.00 LB per BX	\$ 11.00 EA
	CDVWHG3X6SBN	DOVER WHITE GLOSS CERAMIC SHORT SIDE 6" x 3" x 1/4" BULLNOSE TECH SPECS: FOR WALL USE ONLY	0.2500 LF per PC 1.32 LB per LF 0.33 LB per PC 50 PC per BX 12.50 LF per BX 16.50 LB per BX	\$ 5.75 EA
	CDVWHG4X8SBN	DOVER WHITE GLOSS CERAMIC SHORT SIDE 8" x 4" x 3/16" BULLNOSE THICKNESS DIFFERS FROM 3 X 6 AND 6 X 6 SIZE TECH SPECS: FOR WALL USE ONLY	0.3300 LF per PC 1.42 LB per LF 0.47 LB per PC 50 PC per BX 16.50 LF per BX 23.43 LB per BX	\$ 6.50 EA

BX (IN BOLD), SOLD IN FULL BOXES
 TEAL, SPECIAL ORDER ITEMS
 PURPLE, IN-HOUSE FABRICATION

LOT PHOTO APPROVAL
 INSTALLATION GUIDELINES

COMMODITY PRICING
 CUSTOM CUTTING











IMAGE	CODE	DESCRIPTION	LIST	U/M
	CDVWHG4X12SBN	DOVER WHITE GLOSS CERAMIC SHORT SIDE 12" x 4" x 3/8" BULLNOSE TECH SPECS: FOR WALL USE ONLY	0.3300 LF per PC 3.03 LB per LF 1.00 LB per PC 42 PC per BX 13.86 LF per BX 42.00 LB per BX	\$ 11.00 EA
	CDVWHG3X6	DOVER WHITE GLOSS CERAMIC 3" x 6" x 1/4" FIELD TILE THICKNESS DIFFERS FROM 4 X 8 AND 4X12 SIZE TECH SPECS: FOR WALL USE ONLY	0.1250 SF per PC 2.56 LB per SF 0.32 LB per PC 88 PC per BX 11.00 SF per BX 28.16 LB per BX	\$ 10.75 S/F
	CDVWHG4X8	DOVER WHITE GLOSS CERAMIC 4" x 8" x 3/16" FIELD TILE THICKNESS DIFFERS FROM 3 X 6, 6 X 6 AND 4X12 SIZE TECH SPECS: FOR WALL USE ONLY	0.2222 SF per PC 2.14 LB per SF 0.48 LB per PC 50 PC per BX 11.11 SF per BX 23.78 LB per BX	\$ 8.25 S/F
	CDVWHG4X12	DOVER WHITE GLOSS CERAMIC 4" x 12" x 3/8" FIELD TILE THICKNESS DIFFERS FROM 3 X 6, 6 X 6 AND 4 X 8 SIZE TECH SPECS: FOR WALL USE ONLY	0.3333 SF per PC 3.06 LB per SF 1.02 LB per PC 34 PC per BX 11.33 SF per BX 34.68 LB per BX	\$ 9.50 S/F
	CDVWHG6	DOVER WHITE GLOSS CERAMIC 6" x 6" x 1/4" FIELD TILE THICKNESS DIFFERS FROM 4 X 8 AND 4X12 SIZE TECH SPECS: FOR WALL USE ONLY	0.2500 SF per PC 2.64 LB per SF 0.66 LB per PC 35 PC per BX 8.75 SF per BX 23.10 LB per BX	\$ 8.25 S/F

BX (IN BOLD), SOLD IN FULL BOXES
 TEAL, SPECIAL ORDER ITEMS
 PURPLE, IN-HOUSE FABRICATION

LOT PHOTO APPROVAL
 INSTALLATION GUIDELINES

COMMODITY PRICING
 CUSTOM CUTTING



IMAGE	CODE	DESCRIPTION	LIST	U/M
	CDVWHG12X24	DOVER WHITE GLOSS CERAMIC 12" x 24" x 3/8" FIELD TILE THICKNESS DIFFERS FROM 3 X 6, 6 X 6 AND 4 X 8 SIZE TECH SPECS: FOR WALL USE ONLY	2.0000 SF per PC 3.57 LB per SF 7.14 LB per PC 5 PC per BX 10.00 SF per BX 35.70 LB per BX	\$ 12.00 S/F 
	CDVWHLBMG	DOVER WHITE GLOSS CERAMIC 5-3/4" x 7-3/4" x 3/8" BASE MOLDING PROJECTION: 9/16 TECH SPECS: FOR WALL USE ONLY	0.6400 LF per PC 0.95 LB per LF 0.61 LB per PC 15 PC per BX 9.60 LF per BX 9.12 LB per BX	\$ 25.00 EA 
	CDVWHLCRNG	DOVER WHITE GLOSS CERAMIC 2-7/8" x 7-3/4" x 3/8" CORNICE MOLDING PROJECTION: 1 TECH SPECS: FOR WALL USE ONLY	0.6400 LF per PC 0.95 LB per LF 0.61 LB per PC 14 PC per BX 8.96 LF per BX 8.51 LB per BX	\$ 17.50 EA 
	CDVWHLLNG	DOVER WHITE GLOSS CERAMIC 5/8" x 7-3/4" x 3/8" LINER MOLDING PROJECTION: 7/16 TECH SPECS: FOR WALL USE ONLY	0.6700 LF per PC 0.19 LB per LF 0.13 LB per PC 18 PC per BX 12.06 LF per BX 2.29 LB per BX	\$ 13.25 EA 

BX (IN BOLD), SOLD IN FULL BOXES
 TEAL, SPECIAL ORDER ITEMS
 PURPLE, IN-HOUSE FABRICATION

 LOT PHOTO APPROVAL
 INSTALLATION GUIDELINES






 COMMODITY PRICING
 CUSTOM CUTTING



IMAGE	CODE	DESCRIPTION	LIST	U/M
	HKTOBEGGL29	<p>KYOTO BEIGE GLOSS CERAMIC 2-1/3" x 9-1/2" x 1/2" FIELD TILE</p> <p>TEXTURED FIELD WITH STONEWARE BODY AND GLAZED EDGES</p> <p>TECH SPECS: HIGH VARIATION</p>	<p>0.1550 SF per PC</p> <p>5.50 LB per SF</p> <p>0.85 LB per PC</p> <p>58 PC per BX</p> <p>8.99 SF per BX</p> <p>49.45 LB per BX</p>	<p>\$ 25.00 S/F</p>
	HKTOBEGLLBN	<p>KYOTO BEIGE GLOSS CERAMIC LONG SIDE 2-1/3" x 9-1/2" x 1/2" BULLNOSE</p> <p>TEXTURED FIELD WITH STONEWARE BODY AND GLAZED EDGES</p> <p>TECH SPECS: HIGH VARIATION</p>	<p>0.7900 LF per PC</p> <p>1.08 LB per LF</p> <p>0.85 LB per PC</p> <p>58 PC per BX</p> <p>45.82 LF per BX</p> <p>49.49 LB per BX</p>	<p>\$ 9.50 EA</p>
	HKTOBEGLSBN	<p>KYOTO BEIGE GLOSS CERAMIC SHORT SIDE 2-1/3" x 9-1/2" x 1/2" BULLNOSE</p> <p>TEXTURED FIELD WITH STONEWARE BODY AND GLAZED EDGES</p> <p>TECH SPECS: HIGH VARIATION</p>	<p>0.1900 LF per PC</p> <p>4.47 LB per LF</p> <p>0.85 LB per PC</p> <p>58 PC per BX</p> <p>11.02 LF per BX</p> <p>49.26 LB per BX</p>	<p>\$ 9.50 EA</p>
	HKTOBLGL29	<p>KYOTO BLACK GLOSS CERAMIC 2-1/3" x 9-1/2" x 1/2" FIELD TILE</p> <p>TEXTURED FIELD WITH STONEWARE BODY AND GLAZED EDGES</p> <p>TECH SPECS: HIGH VARIATION</p>	<p>0.1550 SF per PC</p> <p>5.50 LB per SF</p> <p>0.85 LB per PC</p> <p>58 PC per BX</p> <p>8.99 SF per BX</p> <p>49.45 LB per BX</p>	<p>\$ 25.00 S/F</p>
	HKTOBLGLLBN	<p>KYOTO BLACK GLOSS CERAMIC LONG SIDE 2-1/3" x 9-1/2" x 1/2" BULLNOSE</p> <p>TEXTURED FIELD WITH STONEWARE BODY AND GLAZED EDGES</p> <p>TECH SPECS: HIGH VARIATION</p>	<p>0.7900 LF per PC</p> <p>1.08 LB per LF</p> <p>0.85 LB per PC</p> <p>58 PC per BX</p> <p>45.82 LF per BX</p> <p>49.49 LB per BX</p>	<p>\$ 9.50 EA</p>

BX (IN BOLD), SOLD IN FULL BOXES
 TEAL, SPECIAL ORDER ITEMS
 PURPLE, IN-HOUSE FABRICATION

 LOT PHOTO APPROVAL
 INSTALLATION GUIDELINES



 COMMODITY PRICING
 CUSTOM CUTTING



IMAGE	CODE	DESCRIPTION	LIST	U/M
	HKTOBLGLSBN	<p>KYOTO BLACK GLOSS CERAMIC SHORT SIDE 2-1/3" x 9-1/2" x 1/2" BULLNOSE</p> <p>TEXTURED FIELD WITH STONEWARE BODY AND GLAZED EDGES</p> <p>TECH SPECS: HIGH VARIATION</p>	<p>0.1900 LF per PC</p> <p>4.47 LB per LF</p> <p>0.85 LB per PC</p> <p>58 PC per BX</p> <p>11.02 LF per BX</p> <p>49.26 LB per BX</p>	\$ 9.50 EA
	HKTOBRZ29	<p>KYOTO BRONZE GLOSS CERAMIC 2-1/3" x 9-1/2" x 1/2" FIELD TILE</p> <p>TEXTURED FIELD WITH STONEWARE BODY AND GLAZED EDGES</p> <p>TECH SPECS: HIGH VARIATION</p> <p>TECH SPECS: METALLIC FINISHES ARE CHEMICAL SENSITIVE; USE PH NEUTRAL CLEANERS</p>	<p>0.1550 SF per PC</p> <p>5.50 LB per SF</p> <p>0.85 LB per PC</p> <p>58 PC per BX</p> <p>8.99 SF per BX</p> <p>49.45 LB per BX</p>	\$ 29.50 S/F
	HKTOBRZLBN	<p>KYOTO BRONZE GLOSS CERAMIC LONG SIDE 2-1/3" x 9-1/2" x 1/2" BULLNOSE</p> <p>TEXTURED FIELD WITH STONEWARE BODY AND GLAZED EDGES</p> <p>TECH SPECS: HIGH VARIATION</p> <p>TECH SPECS: METALLIC FINISHES ARE CHEMICAL SENSITIVE; USE PH NEUTRAL CLEANERS</p>	<p>0.7900 LF per PC</p> <p>1.08 LB per LF</p> <p>0.85 LB per PC</p> <p>58 PC per BX</p> <p>45.82 LF per BX</p> <p>49.49 LB per BX</p>	\$ 11.00 EA
	HKTOBRZSBN	<p>KYOTO BRONZE GLOSS CERAMIC SHORT SIDE 2-1/3" x 9-1/2" x 1/2" BULLNOSE</p> <p>TEXTURED FIELD WITH STONEWARE BODY AND GLAZED EDGES</p> <p>TECH SPECS: HIGH VARIATION</p> <p>TECH SPECS: METALLIC FINISHES ARE CHEMICAL SENSITIVE; USE PH NEUTRAL CLEANERS</p>	<p>0.1900 LF per PC</p> <p>4.47 LB per LF</p> <p>0.85 LB per PC</p> <p>58 PC per BX</p> <p>11.02 LF per BX</p> <p>49.26 LB per BX</p>	\$ 11.00 EA
	HKTOSTL29	<p>KYOTO STEEL GLOSS CERAMIC 2-1/3" x 9-1/2" x 1/2" FIELD TILE</p> <p>TEXTURED FIELD WITH STONEWARE BODY AND GLAZED EDGES</p> <p>TECH SPECS: HIGH VARIATION</p> <p>TECH SPECS: METALLIC FINISHES ARE CHEMICAL SENSITIVE; USE PH NEUTRAL CLEANERS</p>	<p>0.1550 SF per PC</p> <p>5.50 LB per SF</p> <p>0.85 LB per PC</p> <p>58 PC per BX</p> <p>8.99 SF per BX</p> <p>49.45 LB per BX</p>	\$ 29.50 S/F

BX (IN BOLD), SOLD IN FULL BOXES
 TEAL, SPECIAL ORDER ITEMS
 PURPLE, IN-HOUSE FABRICATION

 LOT PHOTO APPROVAL
 INSTALLATION GUIDELINES




 COMMODITY PRICING
 CUSTOM CUTTING



IMAGE	CODE	DESCRIPTION	LIST	U/M
	HKTOSTLLBN	<p>KYOTO STEEL GLOSS CERAMIC LONG SIDE 2-1/3" x 9-1/2" x 1/2" BULLNOSE</p> <p>TEXTURED FIELD WITH STONEWARE BODY AND GLAZED EDGES</p> <p>TECH SPECS: HIGH VARIATION TECH SPECS: METALLIC FINISHES ARE CHEMICAL SENSITIVE; USE PH NEUTRAL CLEANERS</p>	<p>0.7900 LF per PC</p> <p>1.08 LB per LF</p> <p>0.85 LB per PC</p> <p>58 PC per BX</p> <p>45.82 LF per BX</p> <p>49.49 LB per BX</p>	\$ 11.00 EA
	HKTOSTLSBN	<p>KYOTO STEEL GLOSS CERAMIC SHORT SIDE 2-1/3" x 9-1/2" x 1/2" BULLNOSE</p> <p>TEXTURED FIELD WITH STONEWARE BODY AND GLAZED EDGES</p> <p>TECH SPECS: HIGH VARIATION TECH SPECS: METALLIC FINISHES ARE CHEMICAL SENSITIVE; USE PH NEUTRAL CLEANERS</p>	<p>0.1900 LF per PC</p> <p>4.47 LB per LF</p> <p>0.85 LB per PC</p> <p>58 PC per BX</p> <p>11.02 LF per BX</p> <p>49.26 LB per BX</p>	\$ 11.00 EA
	HKTOWHGL29	<p>KYOTO WHITE GLOSS CERAMIC 2-1/3" x 9-1/2" x 1/2" FIELD TILE</p> <p>TEXTURED FIELD WITH STONEWARE BODY AND GLAZED EDGES</p> <p>TECH SPECS: HIGH VARIATION</p>	<p>0.1550 SF per PC</p> <p>5.50 LB per SF</p> <p>0.85 LB per PC</p> <p>58 PC per BX</p> <p>8.99 SF per BX</p> <p>49.45 LB per BX</p>	\$ 25.00 S/F
	HKTOWHGLLBN	<p>KYOTO WHITE GLOSS CERAMIC LONG SIDE 2-1/3" x 9-1/2" x 1/2" BULLNOSE</p> <p>TEXTURED FIELD WITH STONEWARE BODY AND GLAZED EDGES</p> <p>TECH SPECS: HIGH VARIATION</p>	<p>0.7900 LF per PC</p> <p>1.08 LB per LF</p> <p>0.85 LB per PC</p> <p>58 PC per BX</p> <p>45.82 LF per BX</p> <p>49.49 LB per BX</p>	\$ 9.50 EA
	HKTOWHGLSBN	<p>KYOTO WHITE GLOSS CERAMIC SHORT SIDE 2-1/3" x 9-1/2" x 1/2" BULLNOSE</p> <p>TEXTURED FIELD WITH STONEWARE BODY AND GLAZED EDGES</p> <p>TECH SPECS: HIGH VARIATION</p>	<p>0.1900 LF per PC</p> <p>4.47 LB per LF</p> <p>0.85 LB per PC</p> <p>58 PC per BX</p> <p>11.02 LF per BX</p> <p>49.26 LB per BX</p>	\$ 9.50 EA

BX (IN BOLD), SOLD IN FULL BOXES
 TEAL, SPECIAL ORDER ITEMS
 PURPLE, IN-HOUSE FABRICATION











 LOT PHOTO APPROVAL
 INSTALLATION GUIDELINES

 COMMODITY PRICING
 CUSTOM CUTTING

MAIOLICA



CERAMIC



IMAGE	CODE	DESCRIPTION	LIST	U/M
	CMAIAWLG8	MAIOLICA ANTIQUE WHITE LATTE GLOSS CERAMIC 8" x 8" x 5/16" FIELD TILE WALL TILE	0.4400 SF per PC 2.36 LB per SF 1.04 LB per PC 34 PC per BX 14.96 SF per BX 35.31 LB per BX	\$ 12.00 S/F 
	CMAIAWLG824	MAIOLICA ANTIQUE WHITE LATTE GLOSS CERAMIC 8" x 24" x 5/16" FIELD TILE WALL TILE	1.3330 SF per PC 2.36 LB per SF 3.15 LB per PC 12 PC per BX 16.00 SF per BX 37.75 LB per BX	\$ 10.00 S/F 
	CMAIAWLG824LBN	MAIOLICA ANTIQUE WHITE LATTE GLOSS CERAMIC LONG SIDE 8" x 24" x 5/16" BULLNOSE	2.0000 LF per PC 1.10 LB per LF 2.20 LB per PC 9 PC per BX 18.00 LF per BX 19.80 LB per BX	\$ 35.00 EA 
	CMAIBLMG8	MAIOLICA BLUE MARE GLOSS CERAMIC 8" x 8" x 5/16" FIELD TILE WALL TILE	0.4400 SF per PC 2.36 LB per SF 1.04 LB per PC 34 PC per BX 14.96 SF per BX 35.31 LB per BX	\$ 12.00 S/F 
	CMAIBRCG824	MAIOLICA BROWN CORDA GLOSS CERAMIC 8" x 24" x 5/16" FIELD TILE WALL TILE	1.3330 SF per PC 2.36 LB per SF 3.15 LB per PC 12 PC per BX 16.00 SF per BX 37.75 LB per BX	\$ 10.00 S/F 

BX (IN BOLD), SOLD IN FULL BOXES
 TEAL, SPECIAL ORDER ITEMS
 PURPLE, IN-HOUSE FABRICATION









 LOT PHOTO APPROVAL
 INSTALLATION GUIDELINES

 COMMODITY PRICING
 CUSTOM CUTTING

MAIOLICA



CERAMIC



IMAGE	CODE	DESCRIPTION	LIST	U/M
	CMAIBRCG824LBN	MAIOLICA BROWN CORDA GLOSS CERAMIC LONG SIDE 8" x 24" x 5/16" BULLNOSE	2.0000 LF per PC 1.10 LB per LF 2.20 LB per PC 9 PC per BX 18.00 LF per BX 19.80 LB per BX	\$ 35.00 EA 
	CMAICRG824	MAIOLICA CREMA GLOSS CERAMIC 8" x 24" x 5/16" FIELD TILE WALL TILE	1.3330 SF per PC 2.36 LB per SF 3.15 LB per PC 12 PC per BX 16.00 SF per BX 37.75 LB per BX	\$ 10.00 S/F 
	CMAICRG824LBN	MAIOLICA CREMA GLOSS CERAMIC LONG SIDE 8" x 24" x 5/16" BULLNOSE	2.0000 LF per PC 1.10 LB per LF 2.20 LB per PC 9 PC per BX 18.00 LF per BX 19.80 LB per BX	\$ 35.00 EA 
	CMAIGRG8	MAIOLICA GRIGIO GLOSS CERAMIC 8" x 8" x 5/16" FIELD TILE WALL TILE	0.4400 SF per PC 2.36 LB per SF 1.04 LB per PC 34 PC per BX 14.96 SF per BX 35.31 LB per BX	\$ 12.00 S/F 
	CMAIGRG824	MAIOLICA GRIGIO GLOSS CERAMIC 8" x 24" x 5/16" FIELD TILE WALL TILE	1.3330 SF per PC 2.36 LB per SF 3.15 LB per PC 12 PC per BX 16.00 SF per BX 37.75 LB per BX	\$ 10.00 S/F 

BX (IN BOLD), SOLD IN FULL BOXES
 TEAL, SPECIAL ORDER ITEMS
 PURPLE, IN-HOUSE FABRICATION











 LOT PHOTO APPROVAL
 INSTALLATION GUIDELINES

 COMMODITY PRICING
 CUSTOM CUTTING

MAIOLICA



CERAMIC



IMAGE	CODE	DESCRIPTION	LIST	U/M
	CMAIGRG824LBN	MAIOLICA GRIGIO GLOSS CERAMIC LONG SIDE 8" x 24" x 5/16" BULLNOSE	2.0000 LF per PC 1.10 LB per LF 2.20 LB per PC 9 PC per BX 18.00 LF per BX 19.80 LB per BX	\$ 35.00 EA 
	CMAINEG824	MAIOLICA NERO GLOSS CERAMIC 8" x 24" x 5/16" FIELD TILE WALL TILE	1.3330 SF per PC 2.36 LB per SF 3.15 LB per PC 12 PC per BX 16.00 SF per BX 37.75 LB per BX	\$ 10.00 S/F 
	CMAINEG824LBN	MAIOLICA NERO GLOSS CERAMIC LONG SIDE 8" x 24" x 5/16" BULLNOSE	2.0000 LF per PC 1.10 LB per LF 2.20 LB per PC 9 PC per BX 18.00 LF per BX 19.80 LB per BX	\$ 35.00 EA 
	CMAIORGRG8	MAIOLICA ORNAMENTA GRIGIO GLOSS CERAMIC 8" x 8" x 5/16" FIELD TILE WALL TILE Random Pattern Mix - Hand Selection Is Not Possible	0.4400 SF per PC 2.36 LB per SF 1.04 LB per PC 16 PC per BX 7.04 SF per BX 16.61 LB per BX	\$ 13.00 S/F 
	CMAIRG8	MAIOLICA ROSSO GLOSS CERAMIC 8" x 8" x 5/16" FIELD TILE WALL TILE	0.4400 SF per PC 2.36 LB per SF 1.04 LB per PC 34 PC per BX 14.96 SF per BX 35.31 LB per BX	\$ 12.00 S/F 

BX (IN BOLD), SOLD IN FULL BOXES
 TEAL, SPECIAL ORDER ITEMS
 PURPLE, IN-HOUSE FABRICATION

 LOT PHOTO APPROVAL
 INSTALLATION GUIDELINES

 COMMODITY PRICING
 CUSTOM CUTTING

MANHATTAN CERAMIC



IMAGE	CODE	DESCRIPTION	LIST	U/M
	CMANBGGL412	MANHATTAN BEIGE GLOSS CERAMIC 4" x 12" x 1/3" FIELD TILE TECH SPECS: WALL USE ONLY	0.3333 SF per PC 3.70 LB per SF 1.23 LB per PC 27 PC per BX 9.00 SF per BX 33.30 LB per BX	\$ 12.00 S/F
	CMANBGGLLBN	MANHATTAN BEIGE GLOSS CERAMIC LONG SIDE 4" x 12" x 1/3" BULLNOSE TECH SPECS: WALL USE ONLY	1.0000 LF per PC 1.30 LB per LF 1.30 LB per PC 27 PC per BX 27.00 LF per BX 35.10 LB per BX	\$ 9.75 EA
	CMANBLGL412	MANHATTAN BLACK GLOSS CERAMIC 4" x 12" x 1/3" FIELD TILE TECH SPECS: WALL USE ONLY	0.3333 SF per PC 3.70 LB per SF 1.23 LB per PC 27 PC per BX 9.00 SF per BX 33.30 LB per BX	\$ 12.00 S/F
	CMANBLGLLBN	MANHATTAN BLACK GLOSS CERAMIC LONG SIDE 4" x 12" x 1/3" BULLNOSE TECH SPECS: WALL USE ONLY	1.0000 LF per PC 1.30 LB per LF 1.30 LB per PC 27 PC per BX 27.00 LF per BX 35.10 LB per BX	\$ 9.75 EA
	CMANGRGL412	MANHATTAN GREY GLOSS CERAMIC 4" x 12" x 1/3" FIELD TILE TECH SPECS: WALL USE ONLY	0.3333 SF per PC 3.70 LB per SF 1.23 LB per PC 27 PC per BX 9.00 SF per BX 33.30 LB per BX	\$ 12.00 S/F

BX (IN BOLD), SOLD IN FULL BOXES
 TEAL, SPECIAL ORDER ITEMS
 PURPLE, IN-HOUSE FABRICATION











LOT PHOTO APPROVAL
 INSTALLATION GUIDELINES

COMMODITY PRICING
 CUSTOM CUTTING

MANHATTAN



CERAMIC



IMAGE	CODE	DESCRIPTION	LIST	U/M
	CMANGRLLBN	MANHATTAN GREY GLOSS CERAMIC LONG SIDE 4" x 12" x 1/3" BULLNOSE TECH SPECS: WALL USE ONLY	1.0000 LF per PC 1.30 LB per LF 1.30 LB per PC 27 PC per BX 27.00 LF per BX 35.10 LB per BX	\$ 9.75 EA 
	CMANPRLGL412	MANHATTAN PEARL GLOSS CERAMIC 4" x 12" x 1/3" FIELD TILE TECH SPECS: WALL USE ONLY	0.3333 SF per PC 3.70 LB per SF 1.23 LB per PC 27 PC per BX 9.00 SF per BX 33.30 LB per BX	\$ 12.00 S/F 
	CMANPRLGLLBN	MANHATTAN PEARL GLOSS CERAMIC LONG SIDE 4" x 12" x 1/3" BULLNOSE TECH SPECS: WALL USE ONLY	1.0000 LF per PC 1.30 LB per LF 1.30 LB per PC 27 PC per BX 27.00 LF per BX 35.10 LB per BX	\$ 9.75 EA 
	CMANSMGL412	MANHATTAN SMOKE GLOSS CERAMIC 4" x 12" x 1/3" FIELD TILE TECH SPECS: WALL USE ONLY	0.3333 SF per PC 3.70 LB per SF 1.23 LB per PC 27 PC per BX 9.00 SF per BX 33.30 LB per BX	\$ 12.00 S/F 
	CMANSMGLLBN	MANHATTAN SMOKE GLOSS CERAMIC LONG SIDE 4" x 12" x 1/3" BULLNOSE TECH SPECS: WALL USE ONLY	1.0000 LF per PC 1.30 LB per LF 1.30 LB per PC 27 PC per BX 27.00 LF per BX 35.10 LB per BX	\$ 9.75 EA 

BX (IN BOLD), SOLD IN FULL BOXES
 TEAL, SPECIAL ORDER ITEMS
 PURPLE, IN-HOUSE FABRICATION







 LOT PHOTO APPROVAL
 INSTALLATION GUIDELINES

 COMMODITY PRICING
 CUSTOM CUTTING

MANHATTAN

CERAMIC



IMAGE	CODE	DESCRIPTION	LIST	U/M
	CMANWHGL412	MANHATTAN WHITE GLOSS CERAMIC 4" x 12" x 1/3" FIELD TILE TECH SPECS: WALL USE ONLY	0.3333 SF per PC 3.70 LB per SF 1.23 LB per PC 27 PC per BX 9.00 SF per BX 33.30 LB per BX	\$ 12.00 S/F 
	CMANWHGLCOV	MANHATTAN WHITE GLOSS CERAMIC 6" x 12" COVE BASE MOLDING TECH SPECS: WALL USE ONLY	1.0000 LF per PC 1.50 LB per LF 1.50 LB per PC 27 PC per BX 27.00 LF per BX 40.50 LB per BX	\$ 9.75 EA 
	CMANWHGLLBN	MANHATTAN WHITE GLOSS CERAMIC LONG SIDE 4" x 12" x 1/3" BULLNOSE TECH SPECS: WALL USE ONLY	1.0000 LF per PC 1.30 LB per LF 1.30 LB per PC 27 PC per BX 27.00 LF per BX 35.10 LB per BX	\$ 9.75 EA 

BX (IN BOLD), SOLD IN FULL BOXES
 TEAL, SPECIAL ORDER ITEMS
 PURPLE, IN-HOUSE FABRICATION











 LOT PHOTO APPROVAL
 INSTALLATION GUIDELINES

 COMMODITY PRICING
 CUSTOM CUTTING

MELANGE



CERAMIC



IMAGE	CODE	DESCRIPTION	LIST	U/M
	CABTAZGQR	A & B TRAIN QUARTER ROUND AZUL GLOSS CERAMIC 5/8" x 12" x 5/16" QUARTER ROUND MOLDING Wall only	1.0000 LF per PC 0.10 LB per LF 0.10 LB per PC 10 PC per BX 10.00 LF per BX 1.00 LB per BX	\$ 11.50 EA 
	CABTPEAGQR	A & B TRAIN QUARTER ROUND PEARL GLOSS CERAMIC 5/8" x 12" x 5/16" QUARTER ROUND MOLDING Wall only	1.0000 LF per PC 0.10 LB per LF 0.10 LB per PC 10 PC per BX 10.00 LF per BX 1.00 LB per BX	\$ 11.50 EA 
	CABTWHGQR	A & B TRAIN QUARTER ROUND WHITE GLOSS CERAMIC 5/8" x 12" x 5/16" QUARTER ROUND MOLDING Wall only	1.0000 LF per PC 0.10 LB per LF 0.10 LB per PC 10 PC per BX 10.00 LF per BX 1.00 LB per BX	\$ 11.50 EA 
	CABTWHMTQR	A & B TRAIN QUARTER ROUND WHITE MATTE CERAMIC 5/8" x 12" x 5/16" QUARTER ROUND MOLDING Wall only	1.0000 LF per PC 0.10 LB per LF 0.10 LB per PC 10 PC per BX 10.00 LF per BX 1.00 LB per BX	\$ 11.50 EA 
	CMELAZG312	MELANGE AZUL GLOSS CERAMIC 2-15/16" x 11-3/16" x 3/8" FIELD TILE Suitable for walls only, MELANGE gloss is a blend of similar shades sold randomly. Expect tonal variation. TECH SPECS: MATERIAL HAS PROTECTIVE WAX APPLIED TO MINIMIZE DAMAGE IN SHIPPING, WHICH IS EASILY REMOVED. IF NECESSARY, SCRAPE LIGHTLY WITH A PLASTIC SCRAPER AND CLEAN WITH WARM WATER, GLASS CLEANER OR 100% ACETONE.	0.2282 SF per PC	\$ 10.00 S/F 

BX (IN BOLD), SOLD IN FULL BOXES
 TEAL, SPECIAL ORDER ITEMS
 PURPLE, IN-HOUSE FABRICATION

 LOT PHOTO APPROVAL
 INSTALLATION GUIDELINES

 COMMODITY PRICING
 CUSTOM CUTTING

MELANGE

CERAMIC



IMAGE	CODE	DESCRIPTION	LIST	U/M
	CMELAZMPK	MELANGE AZUL MATTE PORCELAIN 1-9//16" x 8-3/16" x 3/8" FIELD TILE Made on a porcelain body and suitable for floors, MELANGE matte picket is a blend of similar shades sold randomly. Expect tonal variation. TECH SPECS: MATERIAL HAS PROTECTIVE WAX APPLIED TO MINIMIZE DAMAGE IN SHIPPING, WHICH IS EASILY REMOVED. IF NECESSARY, SCRAPE LIGHTLY WITH A PLASTIC SCRAPER AND CLEAN WITH WARM WATER, GLASS CLEANER OR 100% ACETONE.	0.0888 SF per PC \$ 12.50	S/F
	CMELAZMQR	MELANGE AZUL MATTE CERAMIC 5/8" x 12" x 5/16" QUARTER ROUND MOLDING Wall only	1.0000 LF per PC 0.10 LB per LF 0.10 LB per PC 10 PC per BX 10.00 LF per BX 1.00 LB per BX	\$ 9.50 EA
	CMELPEAG312	MELANGE PEARL GLOSS CERAMIC 2-15/16" x 11-3/16" x 3/8" FIELD TILE Suitable for walls only, MELANGE gloss is a blend of similar shades sold randomly. Expect tonal variation. TECH SPECS: MATERIAL HAS PROTECTIVE WAX APPLIED TO MINIMIZE DAMAGE IN SHIPPING, WHICH IS EASILY REMOVED. IF NECESSARY, SCRAPE LIGHTLY WITH A PLASTIC SCRAPER AND CLEAN WITH WARM WATER, GLASS CLEANER OR 100% ACETONE.	0.2282 SF per PC \$ 10.00	S/F
	CMELPEAMPK	MELANGE PEARL MATTE PORCELAIN 1-9//16" x 8-3/16" x 3/8" FIELD TILE Made on a porcelain body and suitable for floors, MELANGE matte picket is a blend of similar shades sold randomly. Expect tonal variation. TECH SPECS: MATERIAL HAS PROTECTIVE WAX APPLIED TO MINIMIZE DAMAGE IN SHIPPING, WHICH IS EASILY REMOVED. IF NECESSARY, SCRAPE LIGHTLY WITH A PLASTIC SCRAPER AND CLEAN WITH WARM WATER, GLASS CLEANER OR 100% ACETONE.	0.0888 SF per PC \$ 12.50	S/F
	CMELPEAMQR	MELANGE PEARL MATTE CERAMIC 5/8" x 12" x 5/16" QUARTER ROUND MOLDING Wall only	1.0000 LF per PC 0.10 LB per LF 0.10 LB per PC 10 PC per BX 10.00 LF per BX 1.00 LB per BX	\$ 9.50 EA

BX (IN BOLD), SOLD IN FULL BOXES
 TEAL, SPECIAL ORDER ITEMS
 PURPLE, IN-HOUSE FABRICATION









LOT PHOTO APPROVAL
 INSTALLATION GUIDELINES

COMMODITY PRICING
 CUSTOM CUTTING

MELANGE



CERAMIC



IMAGE	CODE	DESCRIPTION	LIST	U/M
	CMELWHG312	<p>MELANGE WHITE GLOSS CERAMIC 2-15/16" x 11-3/16" x 3/8" FIELD TILE</p> <p>Suitable for walls only, MELANGE gloss is a blend of similar shades sold randomly. Expect tonal variation.</p> <p>TECH SPECS: MATERIAL HAS PROTECTIVE WAX APPLIED TO MINIMIZE DAMAGE IN SHIPPING, WHICH IS EASILY REMOVED. IF NECESSARY, SCRAPE LIGHTLY WITH A PLASTIC SCRAPER AND CLEAN WITH WARM WATER, GLASS CLEANER OR 100% ACETONE.</p>	0.2282 SF per PC \$ 10.00	S/F 
	CMELWHGPK	<p>MELANGE WHITE GLOSS PORCELAIN 1-9//16" x 8-3/16" x 3/8" FIELD TILE</p> <p>Made on a porcelain body and suitable for floors, MELANGE gloss picket is a blend of similar shades sold randomly. Expect tonal variation.</p> <p>TECH SPECS: MATERIAL HAS PROTECTIVE WAX APPLIED TO MINIMIZE DAMAGE IN SHIPPING, WHICH IS EASILY REMOVED. IF NECESSARY, SCRAPE LIGHTLY WITH A PLASTIC SCRAPER AND CLEAN WITH WARM WATER, GLASS CLEANER OR 100% ACETONE.</p>	0.0888 SF per PC \$ 12.50	S/F 
	CMELWHM312	<p>MELANGE WHITE MATTE CERAMIC 2-15/16" x 11-3/16" x 3/8" FIELD TILE</p> <p>Suitable for walls only, MELANGE matte is a blend of similar shades sold randomly. Expect tonal variation.</p> <p>TECH SPECS: MATERIAL HAS PROTECTIVE WAX APPLIED TO MINIMIZE DAMAGE IN SHIPPING, WHICH IS EASILY REMOVED. IF NECESSARY, SCRAPE LIGHTLY WITH A PLASTIC SCRAPER AND CLEAN WITH WARM WATER, GLASS CLEANER OR 100% ACETONE.</p>	0.2282 SF per PC \$ 10.00	S/F 
	CMELWHMPK	<p>MELANGE WHITE MATTE PORCELAIN 1-9//16" x 8-3/16" x 3/8" FIELD TILE</p> <p>Made on a porcelain body and suitable for floors, MELANGE matte picket is a blend of similar shades sold randomly. Expect tonal variation.</p> <p>TECH SPECS: MATERIAL HAS PROTECTIVE WAX APPLIED TO MINIMIZE DAMAGE IN SHIPPING, WHICH IS EASILY REMOVED. IF NECESSARY, SCRAPE LIGHTLY WITH A PLASTIC SCRAPER AND CLEAN WITH WARM WATER, GLASS CLEANER OR 100% ACETONE.</p>	0.0888 SF per PC \$ 12.50	S/F 






BX (IN BOLD), SOLD IN FULL BOXES
 TEAL, SPECIAL ORDER ITEMS
 PURPLE, IN-HOUSE FABRICATION

 LOT PHOTO APPROVAL
 INSTALLATION GUIDELINES

 COMMODITY PRICING
 CUSTOM CUTTING



MICHAEL ARAM CERAMIC



IMAGE	CODE	DESCRIPTION	LIST	U/M
	HMABRZ612	MICHAEL ARAM BRONZE GLOSS CERAMIC 6" x 12" x 5/8" FIELD TILE 1.5 CM THICK STONEWARE BODY AND GLAZED EDGES TECH SPECS: METALLIC FINISHES ARE CHEMICAL SENSITIVE; USE PH NEUTRAL CLEANERS	0.5000 SF per PC 6.24 LB per SF 3.12 LB per PC 15 PC per BX 7.50 SF per BX 46.80 LB per BX	\$ 38.00 S/F
	HMABRZL	MICHAEL ARAM BRONZE GLOSS CERAMIC 1.18" x 11.81" x 5/8" LINER MOLDING PROJECTION: 3/4" STONEWARE BODY AND GLAZED EDGES TECH SPECS: METALLIC FINISHES ARE CHEMICAL SENSITIVE; USE PH NEUTRAL CLEANERS	1.0000 LF per PC 0.80 LB per LF 0.80 LB per PC 45 PC per BX 45.00 LF per BX 36.00 LB per BX	\$ 14.50 EA
	HMAGOBZR612	MICHAEL ARAM GOTHAM BRONZE GLOSS CERAMIC 6" x 12" x 5/8" FIELD TILE 1.5 CM THICK PATTERNED FIELD WITH STONEWARE BODY AND GLAZED EDGES TECH SPECS: METALLIC FINISHES ARE CHEMICAL SENSITIVE; USE PH NEUTRAL CLEANERS TECH SPECS: WE SUGGEST BAG GROUTING DIMENSIONAL TILE TO MINIMIZE SURFACE DIRT. CLEAN THOROUGHLY IMMEDIATELY AFTER GROUTING.	0.5000 SF per PC 5.43 LB per SF 2.72 LB per PC 15 PC per BX 7.50 SF per BX 40.73 LB per BX	\$ 61.00 S/F
	HMAGOST612	MICHAEL ARAM GOTHAM STEEL GLOSS CERAMIC 6" x 12" x 5/8" FIELD TILE 1.5 CM THICK PATTERNED FIELD WITH STONEWARE BODY AND GLAZED EDGES TECH SPECS: METALLIC FINISHES ARE CHEMICAL SENSITIVE; USE PH NEUTRAL CLEANERS TECH SPECS: WE SUGGEST BAG GROUTING DIMENSIONAL TILE TO MINIMIZE SURFACE DIRT. CLEAN THOROUGHLY IMMEDIATELY AFTER GROUTING.	0.5000 SF per PC 5.43 LB per SF 2.72 LB per PC 15 PC per BX 7.50 SF per BX 40.73 LB per BX	\$ 61.00 S/F
	HMAGOWH612	GOTHAM WHITE GLOSS CERAMIC 6" x 12" x 5/8" FIELD TILE 1.5 CM THICK PATTERNED FIELD WITH STONEWARE BODY AND GLAZED EDGES TECH SPECS: WE SUGGEST BAG GROUTING DIMENSIONAL TILE TO MINIMIZE SURFACE DIRT. CLEAN THOROUGHLY IMMEDIATELY AFTER GROUTING.	0.5000 SF per PC 5.43 LB per SF 2.72 LB per PC 15 PC per BX 7.50 SF per BX 40.73 LB per BX	\$ 61.00 S/F






BX (IN BOLD), SOLD IN FULL BOXES
 TEAL, SPECIAL ORDER ITEMS
 PURPLE, IN-HOUSE FABRICATION

 LOT PHOTO APPROVAL
 INSTALLATION GUIDELINES

 COMMODITY PRICING
 CUSTOM CUTTING



MICHAEL ARAM CERAMIC



IMAGE	CODE	DESCRIPTION	LIST	U/M
	HMALEBRZ612	<p>MICHAEL ARAM LEAF BRONZE GLOSS CERAMIC 6" x 12" x 5/8" FIELD DECORATIVE</p> <p>PATTERNED FIELD WITH STONWARE BODY AND GLAZED EDGES</p> <p>TECH SPECS: METALLIC FINISHES ARE CHEMICAL SENSITIVE; USE PH NEUTRAL CLEANERS</p> <p>TECH SPECS: WE SUGGEST BAG GROUTING DIMENSIONAL TILE TO MINIMIZE SURFACE DIRT. CLEAN THOROUGHLY IMMEDIATELY AFTER GROUTING.</p>	<p>0.5000 SF per PC</p> <p>5.26 LB per SF</p> <p>2.63 LB per PC</p> <p>15 PC per BX</p> <p>7.50 SF per BX</p> <p>39.45 LB per BX</p>	<p>\$ 61.00 S/F</p>
	HMALEST612	<p>MICHAEL ARAM LEAF STEEL GLOSS CERAMIC 6" x 12" x 5/8" FIELD DECORATIVE</p> <p>PATTERNED FIELD WITH STONWARE BODY AND GLAZED EDGES</p> <p>TECH SPECS: METALLIC FINISHES ARE CHEMICAL SENSITIVE; USE PH NEUTRAL CLEANERS</p> <p>TECH SPECS: WE SUGGEST BAG GROUTING DIMENSIONAL TILE TO MINIMIZE SURFACE DIRT. CLEAN THOROUGHLY IMMEDIATELY AFTER GROUTING.</p>	<p>0.5000 SF per PC</p> <p>5.26 LB per SF</p> <p>2.63 LB per PC</p> <p>15 PC per BX</p> <p>7.50 SF per BX</p> <p>39.45 LB per BX</p>	<p>\$ 61.00 S/F</p>
	HMALEWH612	<p>MICHAEL ARAM LEAF WHITE GLOSS CERAMIC 6" x 12" x 5/8" FIELD DECORATIVE</p> <p>PATTERNED FIELD WITH STONWARE BODY AND GLAZED EDGES</p> <p>TECH SPECS: WE SUGGEST BAG GROUTING DIMENSIONAL TILE TO MINIMIZE SURFACE DIRT. CLEAN THOROUGHLY IMMEDIATELY AFTER GROUTING.</p>	<p>0.5000 SF per PC</p> <p>5.26 LB per SF</p> <p>2.63 LB per PC</p> <p>15 PC per BX</p> <p>7.50 SF per BX</p> <p>39.45 LB per BX</p>	<p>\$ 61.00 S/F</p>
	HMAMLBRZ612	<p>MICHAEL ARAM MOLTEN BRONZE GLOSS CERAMIC 6" x 12" x 5/8" FIELD TILE</p> <p>1.5 CM THICK</p> <p>PATTERNED FIELD WITH STONWARE BODY AND GLAZED EDGES</p> <p>TECH SPECS: METALLIC FINISHES ARE CHEMICAL SENSITIVE; USE PH NEUTRAL CLEANERS</p> <p>TECH SPECS: WE SUGGEST BAG GROUTING DIMENSIONAL TILE TO MINIMIZE SURFACE DIRT. CLEAN THOROUGHLY IMMEDIATELY AFTER GROUTING.</p>	<p>0.5000 SF per PC</p> <p>5.64 LB per SF</p> <p>2.82 LB per PC</p> <p>15 PC per BX</p> <p>7.50 SF per BX</p> <p>42.30 LB per BX</p>	<p>\$ 61.00 S/F</p>
	HMAMLST612	<p>MICHAEL ARAM MOLTEN STEEL GLOSS CERAMIC 6" x 12" x 5/8" FIELD TILE</p> <p>1.5 CM THICK</p> <p>PATTERNED FIELD WITH STONWARE BODY AND GLAZED EDGES</p> <p>TECH SPECS: METALLIC FINISHES ARE CHEMICAL SENSITIVE; USE PH NEUTRAL CLEANERS</p> <p>TECH SPECS: WE SUGGEST BAG GROUTING DIMENSIONAL TILE TO MINIMIZE SURFACE DIRT. CLEAN THOROUGHLY IMMEDIATELY AFTER GROUTING.</p>	<p>0.5000 SF per PC</p> <p>5.64 LB per SF</p> <p>2.82 LB per PC</p> <p>15 PC per BX</p> <p>7.50 SF per BX</p> <p>42.30 LB per BX</p>	<p>\$ 61.00 S/F</p>






BX (IN BOLD), SOLD IN FULL BOXES
 TEAL, SPECIAL ORDER ITEMS
 PURPLE, IN-HOUSE FABRICATION

 LOT PHOTO APPROVAL
 INSTALLATION GUIDELINES

 COMMODITY PRICING
 CUSTOM CUTTING



MICHAEL ARAM CERAMIC



IMAGE	CODE	DESCRIPTION	LIST	U/M
	HMAMLWH612	MICHAEL ARAM MOLTEN WHITE GLOSS CERAMIC 6" x 12" x 5/8" FIELD TILE 1.5 CM THICK PATTERNED FIELD WITH STONEWARE BODY AND GLAZED EDGES TECH SPECS: WE SUGGEST BAG GROUTING DIMENSIONAL TILE TO MINIMIZE SURFACE DIRT. CLEAN THOROUGHLY IMMEDIATELY AFTER GROUTING.	0.5000 SF per PC 5.64 LB per SF 2.82 LB per PC 15 PC per BX 7.50 SF per BX 42.30 LB per BX	\$ 61.00 S/F
	HMAST612	MICHAEL ARAM STEEL GLOSS CERAMIC 6" x 12" x 5/8" FIELD TILE 1.5 CM THICK STONEWARE BODY AND GLAZED EDGES TECH SPECS: METALLIC FINISHES ARE CHEMICAL SENSITIVE; USE PH NEUTRAL CLEANERS	0.5000 SF per PC 6.24 LB per SF 3.12 LB per PC 15 PC per BX 7.50 SF per BX 46.80 LB per BX	\$ 38.00 S/F
	HMASTL	MICHAEL ARAM STEEL GLOSS CERAMIC 1.18" x 11.81" x 5/8" LINER MOLDING PROJECTION: 3/4" STONEWARE BODY AND GLAZED EDGES TECH SPECS: METALLIC FINISHES ARE CHEMICAL SENSITIVE; USE PH NEUTRAL CLEANERS	1.0000 LF per PC 0.80 LB per LF 0.80 LB per PC 45 PC per BX 45.00 LF per BX 36.00 LB per BX	\$ 14.50 EA
	HMAWH612	MICHAEL ARAM WHITE GLOSS CERAMIC 6" x 12" x 5/8" FIELD TILE 1.5 CM THICK STONEWARE BODY AND GLAZED EDGES	0.5000 SF per PC 6.24 LB per SF 3.12 LB per PC 15 PC per BX 7.50 SF per BX 46.80 LB per BX	\$ 38.00 S/F
	HMAWHL	MICHAEL ARAM WHITE GLOSS CERAMIC 1.18" x 11.81" x 5/8" LINER MOLDING PROJECTION: 3/4" STONEWARE BODY AND GLAZED EDGES	1.0000 LF per PC 0.80 LB per LF 0.80 LB per PC 45 PC per BX 45.00 LF per BX 36.00 LB per BX	\$ 14.50 EA

BX (IN BOLD), SOLD IN FULL BOXES
 TEAL, SPECIAL ORDER ITEMS
 PURPLE, IN-HOUSE FABRICATION











 LOT PHOTO APPROVAL
 INSTALLATION GUIDELINES

 COMMODITY PRICING
 CUSTOM CUTTING

SUBWAY

CERAMIC



IMAGE	CODE	DESCRIPTION	LIST	U/M
	CABTCRGCQR	A & B TRAIN QUARTER ROUND ANTIQUE CREAM GLOSS CRACKLE CERAMIC 5/8" x 12" x 5/16" QUARTER ROUND MOLDING Wall only, no wet areas	1.0000 LF per PC 0.10 LB per LF 0.10 LB per PC 10 PC per BX 10.00 LF per BX 1.00 LB per BX	\$ 11.50 EA 
	CABTCRGQR	A & B TRAIN QUARTER ROUND ANTIQUE CREAM GLOSS CERAMIC 5/8" x 12" x 5/16" QUARTER ROUND MOLDING Wall only	1.0000 LF per PC 0.10 LB per LF 0.10 LB per PC 10 PC per BX 10.00 LF per BX 1.00 LB per BX	\$ 11.50 EA 
	CABTASHGCQR	A & B TRAIN QUARTER ROUND ASH GLOSS CRACKLE CERAMIC 5/8" x 12" x 5/16" QUARTER ROUND MOLDING Wall only, no wet areas	1.0000 LF per PC 0.10 LB per LF 0.10 LB per PC 10 PC per BX 10.00 LF per BX 1.00 LB per BX	\$ 11.50 EA 
	CABTASHGQR	A & B TRAIN QUARTER ROUND ASH GLOSS CERAMIC 5/8" x 12" x 5/16" QUARTER ROUND MOLDING Wall only	1.0000 LF per PC 0.10 LB per LF 0.10 LB per PC 10 PC per BX 10.00 LF per BX 1.00 LB per BX	\$ 11.50 EA 
	CABTAZGCQR	A & B TRAIN QUARTER ROUND AZUL GLOSS CRACKLE CERAMIC 5/8" x 12" x 5/16" QUARTER ROUND MOLDING Wall only, no wet areas	1.0000 LF per PC 0.10 LB per LF 0.10 LB per PC 10 PC per BX 10.00 LF per BX 1.00 LB per BX	\$ 11.50 EA 

BX (IN BOLD), SOLD IN FULL BOXES
 TEAL, SPECIAL ORDER ITEMS
 PURPLE, IN-HOUSE FABRICATION



LOT PHOTO APPROVAL



INSTALLATION GUIDELINES



COMMODITY PRICING













CUSTOM CUTTING

SUBWAY



CERAMIC



IMAGE	CODE	DESCRIPTION	LIST	U/M
	CABTAZGQR	A & B TRAIN QUARTER ROUND AZUL GLOSS CERAMIC 5/8" x 12" x 5/16" QUARTER ROUND MOLDING Wall only	1.0000 LF per PC 0.10 LB per LF 0.10 LB per PC 10 PC per BX 10.00 LF per BX 1.00 LB per BX	\$ 11.50 EA 
	CABTELEGCQR	A & B TRAIN QUARTER ROUND ELEPHANT GLOSS CRACKLE CERAMIC 5/8" x 12" x 5/16" QUARTER ROUND MOLDING Wall only, no wet areas	1.0000 LF per PC 0.10 LB per LF 0.10 LB per PC 10 PC per BX 10.00 LF per BX 1.00 LB per BX	\$ 11.50 EA 
	CABTELEGQR	A & B TRAIN QUARTER ROUND ELEPHANT GLOSS CERAMIC 5/8" x 12" x 5/16" QUARTER ROUND MOLDING Wall only	1.0000 LF per PC 0.10 LB per LF 0.10 LB per PC 10 PC per BX 10.00 LF per BX 1.00 LB per BX	\$ 11.50 EA 
	CABTGRYGCQR	A & B TRAIN QUARTER ROUND GREY MIST GLOSS CRACKLE CERAMIC 5/8" x 12" x 5/16" QUARTER ROUND MOLDING Wall only, no wet areas	1.0000 LF per PC 0.10 LB per LF 0.10 LB per PC 10 PC per BX 10.00 LF per BX 1.00 LB per BX	\$ 11.50 EA 
	CABTGRYGQR	A & B TRAIN QUARTER ROUND GREY MIST GLOSS CERAMIC 5/8" x 12" x 5/16" QUARTER ROUND MOLDING Wall only	1.0000 LF per PC 0.10 LB per LF 0.10 LB per PC 10 PC per BX 10.00 LF per BX 1.00 LB per BX	\$ 11.50 EA 

BX (IN BOLD), SOLD IN FULL BOXES
 TEAL, SPECIAL ORDER ITEMS
 PURPLE, IN-HOUSE FABRICATION











 LOT PHOTO APPROVAL
 INSTALLATION GUIDELINES

 COMMODITY PRICING
 CUSTOM CUTTING

SUBWAY



CERAMIC



IMAGE	CODE	DESCRIPTION	LIST	U/M
	CABTINDGCQR	A & B TRAIN QUARTER ROUND INDIGO GLOSS CRACKLE CERAMIC 5/8" x 12" x 5/16" QUARTER ROUND MOLDING Wall only, no wet areas	1.0000 LF per PC 0.10 LB per LF 0.10 LB per PC 10 PC per BX 10.00 LF per BX 1.00 LB per BX	\$ 11.50 EA 
	CABTINDGQR	A & B TRAIN QUARTER ROUND INDIGO GLOSS CERAMIC 5/8" x 12" x 5/16" QUARTER ROUND MOLDING Wall only	1.0000 LF per PC 0.10 LB per LF 0.10 LB per PC 10 PC per BX 10.00 LF per BX 1.00 LB per BX	\$ 11.50 EA 
	CABTPEAGCQR	A & B TRAIN QUARTER ROUND PEARL GLOSS CRACKLE CERAMIC 5/8" x 12" x 5/16" QUARTER ROUND MOLDING Wall only, no wet areas	1.0000 LF per PC 0.10 LB per LF 0.10 LB per PC 10 PC per BX 10.00 LF per BX 1.00 LB per BX	\$ 11.50 EA 
	CABTPEAGQR	A & B TRAIN QUARTER ROUND PEARL GLOSS CERAMIC 5/8" x 12" x 5/16" QUARTER ROUND MOLDING Wall only	1.0000 LF per PC 0.10 LB per LF 0.10 LB per PC 10 PC per BX 10.00 LF per BX 1.00 LB per BX	\$ 11.50 EA 
	CABTWHGCQR	A & B TRAIN QUARTER ROUND WHITE GLOSS CRACKLE CERAMIC 5/8" x 12" x 5/16" QUARTER ROUND MOLDING Wall only, no wet areas	1.0000 LF per PC 0.10 LB per LF 0.10 LB per PC 10 PC per BX 10.00 LF per BX 1.00 LB per BX	\$ 11.50 EA 

BX (IN BOLD), SOLD IN FULL BOXES
 TEAL, SPECIAL ORDER ITEMS
 PURPLE, IN-HOUSE FABRICATION

 LOT PHOTO APPROVAL
 INSTALLATION GUIDELINES

 COMMODITY PRICING
 CUSTOM CUTTING

SUBWAY

CERAMIC













IMAGE	CODE	DESCRIPTION	LIST	U/M
	CABTWHGQR	A & B TRAIN QUARTER ROUND WHITE GLOSS CERAMIC 5/8" x 12" x 5/16" QUARTER ROUND MOLDING Wall only	1.0000 LF per PC 0.10 LB per LF 0.10 LB per PC 10 PC per BX 10.00 LF per BX 1.00 LB per BX	\$ 11.50 EA
	CABTWHMTQR	A & B TRAIN QUARTER ROUND WHITE MATTE CERAMIC 5/8" x 12" x 5/16" QUARTER ROUND MOLDING Wall only	1.0000 LF per PC 0.10 LB per LF 0.10 LB per PC 10 PC per BX 10.00 LF per BX 1.00 LB per BX	\$ 11.50 EA
	CATCRGLBN	A TRAIN ANTIQUE CREAM GLOSS CERAMIC LONG SIDE STRAIGHT EDGE 2-1/2" x 10" x 3/8" BULLNOSE Wall only TECH SPECS: MATERIAL HAS PROTECTIVE WAX APPLIED TO MINIMIZE DAMAGE IN SHIPPING, WHICH IS EASILY REMOVED. IF NECESSARY, SCRAPE LIGHTLY WITH A PLASTIC SCRAPER AND CLEAN WITH WARM WATER, GLASS CLEANER OR 100% ACETONE	0.8333 LF per PC 0.67 LB per LF 0.56 LB per PC 21 PC per BX 17.50 LF per BX 11.73 LB per BX	\$ 12.00 EA
	CATCRGL510	A TRAIN ANTIQUE CREAM GLOSS CERAMIC STRAIGHT EDGE 5" x 10" x 3/8" FIELD TILE Wall only TECH SPECS: MATERIAL HAS PROTECTIVE WAX APPLIED TO MINIMIZE DAMAGE IN SHIPPING, WHICH IS EASILY REMOVED. IF NECESSARY, SCRAPE LIGHTLY WITH A PLASTIC SCRAPER AND CLEAN WITH WARM WATER, GLASS CLEANER OR 100% ACETONE	0.3500 SF per PC 3.23 LB per SF 1.13 LB per PC 34 PC per BX 11.90 SF per BX 38.44 LB per BX	\$ 10.00 S/F
	CATASHGLBN	A TRAIN ASH GLOSS CERAMIC LONG SIDE STRAIGHT EDGE 2-1/2" x 10" x 3/8" BULLNOSE Wall only TECH SPECS: MATERIAL HAS PROTECTIVE WAX APPLIED TO MINIMIZE DAMAGE IN SHIPPING, WHICH IS EASILY REMOVED. IF NECESSARY, SCRAPE LIGHTLY WITH A PLASTIC SCRAPER AND CLEAN WITH WARM WATER, GLASS CLEANER OR 100% ACETONE	0.8333 LF per PC 0.67 LB per LF 0.56 LB per PC 21 PC per BX 17.50 LF per BX 11.73 LB per BX	\$ 12.00 EA

BX (IN BOLD), SOLD IN FULL BOXES
 TEAL, SPECIAL ORDER ITEMS
 PURPLE, IN-HOUSE FABRICATION

LOT PHOTO APPROVAL
 INSTALLATION GUIDELINES



COMMODITY PRICING
 CUSTOM CUTTING



IMAGE	CODE	DESCRIPTION	LIST	U/M
	CATASHGL510	<p>A TRAIN ASH GLOSS CERAMIC STRAIGHT EDGE 5" x 10" x 3/8" FIELD TILE</p> <p>Wall only</p> <p>TECH SPECS: MATERIAL HAS PROTECTIVE WAX APPLIED TO MINIMIZE DAMAGE IN SHIPPING, WHICH IS EASILY REMOVED. IF NECESSARY, SCRAPE LIGHTLY WITH A PLASTIC SCRAPER AND CLEAN WITH WARM WATER, GLASS CLEANER OR 100% ACETONE</p>	<p>0.3500 SF per PC</p> <p>3.23 LB per SF</p> <p>1.13 LB per PC</p> <p>34 PC per BX</p> <p>11.90 SF per BX</p> <p>38.44 LB per BX</p>	<p>\$ 10.00 S/F</p> <p></p>
	CATAZGLBN	<p>A TRAIN AZUL GLOSS CERAMIC LONG SIDE STRAIGHT EDGE 2-1/2" x 10" x 3/8" BULLNOSE</p> <p>Wall only</p> <p>TECH SPECS: MATERIAL HAS PROTECTIVE WAX APPLIED TO MINIMIZE DAMAGE IN SHIPPING, WHICH IS EASILY REMOVED. IF NECESSARY, SCRAPE LIGHTLY WITH A PLASTIC SCRAPER AND CLEAN WITH WARM WATER, GLASS CLEANER OR 100% ACETONE</p>	<p>0.8333 LF per PC</p> <p>0.67 LB per LF</p> <p>0.56 LB per PC</p> <p>21 PC per BX</p> <p>17.50 LF per BX</p> <p>11.73 LB per BX</p>	<p>\$ 12.00 EA</p> <p></p>
	CATAZGL210	<p>A TRAIN AZUL GLOSS CERAMIC STRAIGHT EDGE 2-1/2" x 10" x 3/8" FIELD TILE</p> <p>Wall only</p> <p>TECH SPECS: MATERIAL HAS PROTECTIVE WAX APPLIED TO MINIMIZE DAMAGE IN SHIPPING, WHICH IS EASILY REMOVED. IF NECESSARY, SCRAPE LIGHTLY WITH A PLASTIC SCRAPER AND CLEAN WITH WARM WATER, GLASS CLEANER OR 100% ACETONE</p>	<p>0.1740 SF per PC</p> <p>3.51 LB per SF</p> <p>0.61 LB per PC</p> <p>21 PC per BX</p> <p>3.65 SF per BX</p> <p>12.83 LB per BX</p>	<p>\$ 10.50 S/F</p> <p></p>
	CATAZGL510	<p>A TRAIN AZUL GLOSS CERAMIC STRAIGHT EDGE 5" x 10" x 3/8" FIELD TILE</p> <p>Wall only</p> <p>TECH SPECS: MATERIAL HAS PROTECTIVE WAX APPLIED TO MINIMIZE DAMAGE IN SHIPPING, WHICH IS EASILY REMOVED. IF NECESSARY, SCRAPE LIGHTLY WITH A PLASTIC SCRAPER AND CLEAN WITH WARM WATER, GLASS CLEANER OR 100% ACETONE</p>	<p>0.3500 SF per PC</p> <p>3.23 LB per SF</p> <p>1.13 LB per PC</p> <p>34 PC per BX</p> <p>11.90 SF per BX</p> <p>38.44 LB per BX</p>	<p>\$ 10.00 S/F</p> <p></p>
	CATELEGLBN	<p>A TRAIN ELEPHANT GLOSS CERAMIC LONG SIDE STRAIGHT EDGE 2-1/2" x 10" x 3/8" BULLNOSE</p> <p>Wall only</p> <p>TECH SPECS: MATERIAL HAS PROTECTIVE WAX APPLIED TO MINIMIZE DAMAGE IN SHIPPING, WHICH IS EASILY REMOVED. IF NECESSARY, SCRAPE LIGHTLY WITH A PLASTIC SCRAPER AND CLEAN WITH WARM WATER, GLASS CLEANER OR 100% ACETONE</p>	<p>0.8333 LF per PC</p> <p>0.67 LB per LF</p> <p>0.56 LB per PC</p> <p>21 PC per BX</p> <p>17.50 LF per BX</p> <p>11.73 LB per BX</p>	<p>\$ 12.00 EA</p> <p></p>

BX (IN BOLD), SOLD IN FULL BOXES
 TEAL, SPECIAL ORDER ITEMS
 PURPLE, IN-HOUSE FABRICATION











 LOT PHOTO APPROVAL
 INSTALLATION GUIDELINES

 COMMODITY PRICING
 CUSTOM CUTTING

SUBWAY



CERAMIC



IMAGE	CODE	DESCRIPTION	LIST	U/M
	CATELEGL210	<p>A TRAIN ELEPHANT GLOSS CERAMIC STRAIGHT EDGE 2-1/2" x 10" x 3/8" FIELD TILE</p> <p>Wall only</p> <p>TECH SPECS: MATERIAL HAS PROTECTIVE WAX APPLIED TO MINIMIZE DAMAGE IN SHIPPING, WHICH IS EASILY REMOVED. IF NECESSARY, SCRAPE LIGHTLY WITH A PLASTIC SCRAPER AND CLEAN WITH WARM WATER, GLASS CLEANER OR 100% ACETONE</p>	<p>0.1740 SF per PC</p> <p>3.51 LB per SF</p> <p>0.61 LB per PC</p> <p>21 PC per BX</p> <p>3.65 SF per BX</p> <p>12.83 LB per BX</p>	<p>\$ 10.50 S/F</p> <p></p>
	CATELEGL510	<p>A TRAIN ELEPHANT GLOSS CERAMIC STRAIGHT EDGE 5" x 10" x 3/8" FIELD TILE</p> <p>Wall only</p> <p>TECH SPECS: MATERIAL HAS PROTECTIVE WAX APPLIED TO MINIMIZE DAMAGE IN SHIPPING, WHICH IS EASILY REMOVED. IF NECESSARY, SCRAPE LIGHTLY WITH A PLASTIC SCRAPER AND CLEAN WITH WARM WATER, GLASS CLEANER OR 100% ACETONE</p>	<p>0.3500 SF per PC</p> <p>3.23 LB per SF</p> <p>1.13 LB per PC</p> <p>34 PC per BX</p> <p>11.90 SF per BX</p> <p>38.44 LB per BX</p>	<p>\$ 10.00 S/F</p> <p></p>
	CATGRYGLBN	<p>A TRAIN GREY MIST GLOSS CERAMIC LONG SIDE STRAIGHT EDGE 2-1/2" x 10" x 3/8" BULLNOSE</p> <p>Wall only</p> <p>TECH SPECS: MATERIAL HAS PROTECTIVE WAX APPLIED TO MINIMIZE DAMAGE IN SHIPPING, WHICH IS EASILY REMOVED. IF NECESSARY, SCRAPE LIGHTLY WITH A PLASTIC SCRAPER AND CLEAN WITH WARM WATER, GLASS CLEANER OR 100% ACETONE</p>	<p>0.8333 LF per PC</p> <p>0.67 LB per LF</p> <p>0.56 LB per PC</p> <p>21 PC per BX</p> <p>17.50 LF per BX</p> <p>11.73 LB per BX</p>	<p>\$ 12.00 EA</p> <p></p>
	CATGRYGL510	<p>A TRAIN GREY MIST GLOSS CERAMIC STRAIGHT EDGE 5" x 10" x 3/8" FIELD TILE</p> <p>Wall only</p> <p>TECH SPECS: MATERIAL HAS PROTECTIVE WAX APPLIED TO MINIMIZE DAMAGE IN SHIPPING, WHICH IS EASILY REMOVED. IF NECESSARY, SCRAPE LIGHTLY WITH A PLASTIC SCRAPER AND CLEAN WITH WARM WATER, GLASS CLEANER OR 100% ACETONE</p>	<p>0.3500 SF per PC</p> <p>3.23 LB per SF</p> <p>1.13 LB per PC</p> <p>34 PC per BX</p> <p>11.90 SF per BX</p> <p>38.44 LB per BX</p>	<p>\$ 10.00 S/F</p> <p></p>
	CATINDGLBN	<p>A TRAIN INDIGO GLOSS CERAMIC LONG SIDE STRAIGHT EDGE 2-1/2" x 10" x 3/8" BULLNOSE</p> <p>Wall only</p> <p>TECH SPECS: MATERIAL HAS PROTECTIVE WAX APPLIED TO MINIMIZE DAMAGE IN SHIPPING, WHICH IS EASILY REMOVED. IF NECESSARY, SCRAPE LIGHTLY WITH A PLASTIC SCRAPER AND CLEAN WITH WARM WATER, GLASS CLEANER OR 100% ACETONE</p>	<p>0.8333 LF per PC</p> <p>0.67 LB per LF</p> <p>0.56 LB per PC</p> <p>21 PC per BX</p> <p>17.50 LF per BX</p> <p>11.73 LB per BX</p>	<p>\$ 12.00 EA</p> <p></p>

BX (IN BOLD), SOLD IN FULL BOXES
 TEAL, SPECIAL ORDER ITEMS
 PURPLE, IN-HOUSE FABRICATION











 LOT PHOTO APPROVAL
 INSTALLATION GUIDELINES

 COMMODITY PRICING
 CUSTOM CUTTING

SUBWAY



CERAMIC



IMAGE	CODE	DESCRIPTION	LIST	U/M
	CATINDGL210	<p>A TRAIN INDIGO GLOSS CERAMIC STRAIGHT EDGE 2-1/2" x 10" x 3/8" FIELD TILE</p> <p>Wall only</p> <p>TECH SPECS: MATERIAL HAS PROTECTIVE WAX APPLIED TO MINIMIZE DAMAGE IN SHIPPING, WHICH IS EASILY REMOVED. IF NECESSARY, SCRAPE LIGHTLY WITH A PLASTIC SCRAPER AND CLEAN WITH WARM WATER, GLASS CLEANER OR 100% ACETONE</p>	<p>0.1740 SF per PC</p> <p>3.51 LB per SF</p> <p>0.61 LB per PC</p> <p>21 PC per BX</p> <p>3.65 SF per BX</p> <p>12.83 LB per BX</p>	<p>\$ 10.50 S/F</p> 
	CATINDGL510	<p>A TRAIN INDIGO GLOSS CERAMIC STRAIGHT EDGE 5" x 10" x 3/8" FIELD TILE</p> <p>Wall only</p> <p>TECH SPECS: MATERIAL HAS PROTECTIVE WAX APPLIED TO MINIMIZE DAMAGE IN SHIPPING, WHICH IS EASILY REMOVED. IF NECESSARY, SCRAPE LIGHTLY WITH A PLASTIC SCRAPER AND CLEAN WITH WARM WATER, GLASS CLEANER OR 100% ACETONE</p>	<p>0.3500 SF per PC</p> <p>3.23 LB per SF</p> <p>1.13 LB per PC</p> <p>34 PC per BX</p> <p>11.90 SF per BX</p> <p>38.44 LB per BX</p>	<p>\$ 10.00 S/F</p> 
	CATPEAGLBN	<p>A TRAIN PEARL GLOSS CERAMIC LONG SIDE STRAIGHT EDGE 2-1/2" x 10" x 3/8" BULLNOSE</p> <p>Wall only</p> <p>TECH SPECS: MATERIAL HAS PROTECTIVE WAX APPLIED TO MINIMIZE DAMAGE IN SHIPPING, WHICH IS EASILY REMOVED. IF NECESSARY, SCRAPE LIGHTLY WITH A PLASTIC SCRAPER AND CLEAN WITH WARM WATER, GLASS CLEANER OR 100% ACETONE</p>	<p>0.8333 LF per PC</p> <p>0.67 LB per LF</p> <p>0.56 LB per PC</p> <p>21 PC per BX</p> <p>17.50 LF per BX</p> <p>11.73 LB per BX</p>	<p>\$ 12.00 EA</p> 
	CATPEAGL210	<p>A TRAIN PEARL GLOSS CERAMIC STRAIGHT EDGE 2-1/2" x 10" x 3/8" FIELD TILE</p> <p>Wall only</p> <p>TECH SPECS: MATERIAL HAS PROTECTIVE WAX APPLIED TO MINIMIZE DAMAGE IN SHIPPING, WHICH IS EASILY REMOVED. IF NECESSARY, SCRAPE LIGHTLY WITH A PLASTIC SCRAPER AND CLEAN WITH WARM WATER, GLASS CLEANER OR 100% ACETONE</p>	<p>0.1740 SF per PC</p> <p>3.51 LB per SF</p> <p>0.61 LB per PC</p> <p>21 PC per BX</p> <p>3.65 SF per BX</p> <p>12.83 LB per BX</p>	<p>\$ 10.50 S/F</p> 
	CATPEAGL510	<p>A TRAIN PEARL GLOSS CERAMIC STRAIGHT EDGE 5" x 10" x 3/8" FIELD TILE</p> <p>Wall only</p> <p>TECH SPECS: MATERIAL HAS PROTECTIVE WAX APPLIED TO MINIMIZE DAMAGE IN SHIPPING, WHICH IS EASILY REMOVED. IF NECESSARY, SCRAPE LIGHTLY WITH A PLASTIC SCRAPER AND CLEAN WITH WARM WATER, GLASS CLEANER OR 100% ACETONE</p>	<p>0.3500 SF per PC</p> <p>3.23 LB per SF</p> <p>1.13 LB per PC</p> <p>34 PC per BX</p> <p>11.90 SF per BX</p> <p>38.44 LB per BX</p>	<p>\$ 10.00 S/F</p> 

BX (IN BOLD), SOLD IN FULL BOXES
 TEAL, SPECIAL ORDER ITEMS
 PURPLE, IN-HOUSE FABRICATION

 LOT PHOTO APPROVAL
 INSTALLATION GUIDELINES

 COMMODITY PRICING
 CUSTOM CUTTING

SUBWAY

CERAMIC



IMAGE	CODE	DESCRIPTION	LIST	U/M
	CATWHGCBN	<p>A TRAIN WHITE GLOSS CRACKLE CERAMIC LONG SIDE STRAIGHT EDGE 2-1/2" x 10" x 3/8" BULLNOSE</p> <p>Wall only, no wet areas</p> <p>TECH SPECS: MATERIAL HAS PROTECTIVE WAX APPLIED TO MINIMIZE DAMAGE IN SHIPPING, WHICH IS EASILY REMOVED. IF NECESSARY, SCRAPE LIGHTLY WITH A PLASTIC SCRAPER AND CLEAN WITH WARM WATER, GLASS CLEANER OR 100% ACETONE</p>	<p>0.8333 LF per PC</p> <p>0.67 LB per LF</p> <p>0.56 LB per PC</p> <p>21 PC per BX</p> <p>17.50 LF per BX</p> <p>11.73 LB per BX</p>	<p>\$ 13.00 EA</p> <p></p>
	CATWHGLBN	<p>A TRAIN WHITE GLOSS CERAMIC LONG SIDE STRAIGHT EDGE 2-1/2" x 10" x 3/8" BULLNOSE</p> <p>Wall only</p> <p>TECH SPECS: MATERIAL HAS PROTECTIVE WAX APPLIED TO MINIMIZE DAMAGE IN SHIPPING, WHICH IS EASILY REMOVED. IF NECESSARY, SCRAPE LIGHTLY WITH A PLASTIC SCRAPER AND CLEAN WITH WARM WATER, GLASS CLEANER OR 100% ACETONE</p>	<p>0.8333 LF per PC</p> <p>0.67 LB per LF</p> <p>0.56 LB per PC</p> <p>21 PC per BX</p> <p>17.50 LF per BX</p> <p>11.73 LB per BX</p>	<p>\$ 12.00 EA</p> <p></p>
	CATWHMTBN	<p>A TRAIN WHITE MATTE CERAMIC LONG SIDE STRAIGHT EDGE 2-1/2" x 10" x 3/8" BULLNOSE</p> <p>Wall only</p> <p>TECH SPECS: MATERIAL HAS PROTECTIVE WAX APPLIED TO MINIMIZE DAMAGE IN SHIPPING, WHICH IS EASILY REMOVED. IF NECESSARY, SCRAPE LIGHTLY WITH A PLASTIC SCRAPER AND CLEAN WITH WARM WATER, GLASS CLEANER OR 100% ACETONE</p>	<p>0.8333 LF per PC</p> <p>0.67 LB per LF</p> <p>0.56 LB per PC</p> <p>21 PC per BX</p> <p>17.50 LF per BX</p> <p>11.73 LB per BX</p>	<p>\$ 12.00 EA</p> <p></p>
	CATWHGC210	<p>A TRAIN WHITE GLOSS CRACKLE CERAMIC STRAIGHT EDGE 2-1/2" x 10" x 3/8" FIELD TILE</p> <p>Wall only, no wet areas</p> <p>TECH SPECS: MATERIAL HAS PROTECTIVE WAX APPLIED TO MINIMIZE DAMAGE IN SHIPPING, WHICH IS EASILY REMOVED. IF NECESSARY, SCRAPE LIGHTLY WITH A PLASTIC SCRAPER AND CLEAN WITH WARM WATER, GLASS CLEANER OR 100% ACETONE</p>	<p>0.1740 SF per PC</p> <p>3.22 LB per SF</p> <p>0.56 LB per PC</p> <p>21 PC per BX</p> <p>3.65 SF per BX</p> <p>11.77 LB per BX</p>	<p>\$ 11.50 S/F</p> <p></p>
	CATWHGC510	<p>A TRAIN WHITE GLOSS CRACKLE CERAMIC STRAIGHT EDGE 5" x 10" x 3/8" FIELD TILE</p> <p>Wall only, no wet areas</p> <p>TECH SPECS: MATERIAL HAS PROTECTIVE WAX APPLIED TO MINIMIZE DAMAGE IN SHIPPING, WHICH IS EASILY REMOVED. IF NECESSARY, SCRAPE LIGHTLY WITH A PLASTIC SCRAPER AND CLEAN WITH WARM WATER, GLASS CLEANER OR 100% ACETONE</p>	<p>0.3500 SF per PC</p> <p>3.23 LB per SF</p> <p>1.13 LB per PC</p> <p>34 PC per BX</p> <p>11.90 SF per BX</p> <p>38.44 LB per BX</p>	<p>\$ 11.00 S/F</p> <p></p>

BX (IN BOLD), SOLD IN FULL BOXES
 TEAL, SPECIAL ORDER ITEMS
 PURPLE, IN-HOUSE FABRICATION

LOT PHOTO APPROVAL
 INSTALLATION GUIDELINES

COMMODITY PRICING
 CUSTOM CUTTING

SUBWAY

CERAMIC



IMAGE	CODE	DESCRIPTION	LIST	U/M
	CATWHGL210	A TRAIN WHITE GLOSS CERAMIC STRAIGHT EDGE 2-1/2" x 10" x 3/8" FIELD TILE Wall only TECH SPECS: MATERIAL HAS PROTECTIVE WAX APPLIED TO MINIMIZE DAMAGE IN SHIPPING, WHICH IS EASILY REMOVED. IF NECESSARY, SCRAPE LIGHTLY WITH A PLASTIC SCRAPER AND CLEAN WITH WARM WATER, GLASS CLEANER OR 100% ACETONE	0.1740 SF per PC 3.51 LB per SF 0.61 LB per PC 21 PC per BX 3.65 SF per BX 12.83 LB per BX	\$ 10.50 S/F
	CATWHGL510	A TRAIN WHITE GLOSS CERAMIC STRAIGHT EDGE 5" x 10" x 3/8" FIELD TILE Wall only TECH SPECS: MATERIAL HAS PROTECTIVE WAX APPLIED TO MINIMIZE DAMAGE IN SHIPPING, WHICH IS EASILY REMOVED. IF NECESSARY, SCRAPE LIGHTLY WITH A PLASTIC SCRAPER AND CLEAN WITH WARM WATER, GLASS CLEANER OR 100% ACETONE	0.3500 SF per PC 3.23 LB per SF 1.13 LB per PC 34 PC per BX 11.90 SF per BX 38.44 LB per BX	\$ 10.00 S/F
	CATWHMT210	A TRAIN WHITE MATTE CERAMIC STRAIGHT EDGE 2-1/2" x 10" x 3/8" FIELD TILE Wall only TECH SPECS: MATERIAL HAS PROTECTIVE WAX APPLIED TO MINIMIZE DAMAGE IN SHIPPING, WHICH IS EASILY REMOVED. IF NECESSARY, SCRAPE LIGHTLY WITH A PLASTIC SCRAPER AND CLEAN WITH WARM WATER, GLASS CLEANER OR 100% ACETONE	0.1740 SF per PC 3.51 LB per SF 0.61 LB per PC 21 PC per BX 3.65 SF per BX 12.83 LB per BX	\$ 10.50 S/F
	CATWHMT510	A TRAIN WHITE MATTE CERAMIC STRAIGHT EDGE 5" x 10" x 3/8" FIELD TILE Wall only TECH SPECS: MATERIAL HAS PROTECTIVE WAX APPLIED TO MINIMIZE DAMAGE IN SHIPPING, WHICH IS EASILY REMOVED. IF NECESSARY, SCRAPE LIGHTLY WITH A PLASTIC SCRAPER AND CLEAN WITH WARM WATER, GLASS CLEANER OR 100% ACETONE	0.3500 SF per PC 3.23 LB per SF 1.13 LB per PC 34 PC per BX 11.90 SF per BX 38.44 LB per BX	\$ 10.00 S/F
	CATWHGCCR	A TRAIN WHITE GLOSS CRACKLE CERAMIC STRAIGHT EDGE 1-1/2" x 10" x 3/4" CHAIR RAIL MOLDING Wall only, no wet areas TECH SPECS: MATERIAL HAS PROTECTIVE WAX APPLIED TO MINIMIZE DAMAGE IN SHIPPING, WHICH IS EASILY REMOVED. IF NECESSARY, SCRAPE LIGHTLY WITH A PLASTIC SCRAPER AND CLEAN WITH WARM WATER, GLASS CLEANER OR 100% ACETONE	0.8333 LF per PC 0.47 LB per LF 0.39 LB per PC 14 PC per BX 11.67 LF per BX 5.48 LB per BX	\$ 8.00 EA

BX (IN BOLD), SOLD IN FULL BOXES
TEAL, SPECIAL ORDER ITEMS
PURPLE, IN-HOUSE FABRICATION

LOT PHOTO APPROVAL
 INSTALLATION GUIDELINES

COMMODITY PRICING
 CUSTOM CUTTING

SUBWAY

CERAMIC



IMAGE	CODE	DESCRIPTION	LIST	U/M
	CATWHGLCR	A TRAIN WHITE GLOSS CERAMIC STRAIGHT EDGE 1-1/2" x 10" x 3/4" CHAIR RAIL MOLDING Wall only TECH SPECS: MATERIAL HAS PROTECTIVE WAX APPLIED TO MINIMIZE DAMAGE IN SHIPPING, WHICH IS EASILY REMOVED. IF NECESSARY, SCRAPE LIGHTLY WITH A PLASTIC SCRAPER AND CLEAN WITH WARM WATER, GLASS CLEANER OR 100% ACETONE	0.8333 LF per PC 0.47 LB per LF 0.39 LB per PC 14 PC per BX 11.67 LF per BX 5.48 LB per BX	\$ 8.50 EA
	CATWHMTCR	A TRAIN WHITE MATTE CERAMIC STRAIGHT EDGE 1-1/2" x 10" x 3/4" CHAIR RAIL MOLDING Wall only TECH SPECS: MATERIAL HAS PROTECTIVE WAX APPLIED TO MINIMIZE DAMAGE IN SHIPPING, WHICH IS EASILY REMOVED. IF NECESSARY, SCRAPE LIGHTLY WITH A PLASTIC SCRAPER AND CLEAN WITH WARM WATER, GLASS CLEANER OR 100% ACETONE	0.8333 LF per PC 0.47 LB per LF 0.39 LB per PC 14 PC per BX 11.67 LF per BX 5.48 LB per BX	\$ 8.50 EA
	CBTCRGCBN	B TRAIN ANTIQUE CREAM GLOSS CRACKLE CERAMIC LONG SIDE RUSTIC EDGE 1-1/2" x 12" x 3/8" BULLNOSE Wall only, no wet areas TECH SPECS: MATERIAL HAS PROTECTIVE WAX APPLIED TO MINIMIZE DAMAGE IN SHIPPING, WHICH IS EASILY REMOVED. IF NECESSARY, SCRAPE LIGHTLY WITH A PLASTIC SCRAPER AND CLEAN WITH WARM WATER, GLASS CLEANER OR 100% ACETONE	1.0000 LF per PC 0.37 LB per LF 0.37 LB per PC 18 PC per BX 18.00 LF per BX 6.66 LB per BX	\$ 13.50 EA
	CBTCRGC312	B TRAIN ANTIQUE CREAM GLOSS CRACKLE CERAMIC RUSTIC EDGE 3" x 12" x 3/8" FIELD TILE Wall only, no wet areas TECH SPECS: MATERIAL HAS PROTECTIVE WAX APPLIED TO MINIMIZE DAMAGE IN SHIPPING, WHICH IS EASILY REMOVED. IF NECESSARY, SCRAPE LIGHTLY WITH A PLASTIC SCRAPER AND CLEAN WITH WARM WATER, GLASS CLEANER OR 100% ACETONE	0.2500 SF per PC 3.16 LB per SF 0.79 LB per PC 19 PC per BX 4.75 SF per BX 15.01 LB per BX	\$ 12.00 S/F
	CBTASHGCBN	B TRAIN ASH GLOSS CRACKLE CERAMIC LONG SIDE RUSTIC EDGE 1-1/2" x 12" x 3/8" BULLNOSE Wall only, no wet areas TECH SPECS: MATERIAL HAS PROTECTIVE WAX APPLIED TO MINIMIZE DAMAGE IN SHIPPING, WHICH IS EASILY REMOVED. IF NECESSARY, SCRAPE LIGHTLY WITH A PLASTIC SCRAPER AND CLEAN WITH WARM WATER, GLASS CLEANER OR 100% ACETONE	1.0000 LF per PC 0.37 LB per LF 0.37 LB per PC 18 PC per BX 18.00 LF per BX 6.66 LB per BX	\$ 13.50 EA

BX (IN BOLD), SOLD IN FULL BOXES
 TEAL, SPECIAL ORDER ITEMS
 PURPLE, IN-HOUSE FABRICATION

LOT PHOTO APPROVAL
 INSTALLATION GUIDELINES

COMMODITY PRICING
 CUSTOM CUTTING

SUBWAY

CERAMIC



IMAGE	CODE	DESCRIPTION	LIST	U/M
	CBTASHGC312	<p>B TRAIN ASH GLOSS CRACKLE CERAMIC RUSTIC EDGE 3" x 12" x 3/8" FIELD TILE</p> <p>Wall only, no wet areas</p> <p>TECH SPECS: MATERIAL HAS PROTECTIVE WAX APPLIED TO MINIMIZE DAMAGE IN SHIPPING, WHICH IS EASILY REMOVED. IF NECESSARY, SCRAPE LIGHTLY WITH A PLASTIC SCRAPER AND CLEAN WITH WARM WATER, GLASS CLEANER OR 100% ACETONE</p>	<p>0.2500 SF per PC</p> <p>3.16 LB per SF</p> <p>0.79 LB per PC</p> <p>19 PC per BX</p> <p>4.75 SF per BX</p> <p>15.01 LB per BX</p>	<p>\$ 12.00 S/F</p> <p></p>
	CBTAZGCBN	<p>B TRAIN AZUL GLOSS CRACKLE CERAMIC LONG SIDE RUSTIC EDGE 1-1/2" x 12" x 3/8" BULLNOSE</p> <p>Wall only, no wet areas</p> <p>TECH SPECS: MATERIAL HAS PROTECTIVE WAX APPLIED TO MINIMIZE DAMAGE IN SHIPPING, WHICH IS EASILY REMOVED. IF NECESSARY, SCRAPE LIGHTLY WITH A PLASTIC SCRAPER AND CLEAN WITH WARM WATER, GLASS CLEANER OR 100% ACETONE</p>	<p>1.0000 LF per PC</p> <p>0.37 LB per LF</p> <p>0.37 LB per PC</p> <p>18 PC per BX</p> <p>18.00 LF per BX</p> <p>6.66 LB per BX</p>	<p>\$ 13.50 EA</p> <p></p>
	CBTAZGC312	<p>B TRAIN AZUL GLOSS CRACKLE CERAMIC RUSTIC EDGE 3" x 12" x 3/8" FIELD TILE</p> <p>Wall only, no wet areas</p> <p>TECH SPECS: MATERIAL HAS PROTECTIVE WAX APPLIED TO MINIMIZE DAMAGE IN SHIPPING, WHICH IS EASILY REMOVED. IF NECESSARY, SCRAPE LIGHTLY WITH A PLASTIC SCRAPER AND CLEAN WITH WARM WATER, GLASS CLEANER OR 100% ACETONE</p>	<p>0.2500 SF per PC</p> <p>3.16 LB per SF</p> <p>0.79 LB per PC</p> <p>19 PC per BX</p> <p>4.75 SF per BX</p> <p>15.01 LB per BX</p>	<p>\$ 12.00 S/F</p> <p></p>
	CBTELEGCBN	<p>B TRAIN ELEPHANT GLOSS CRACKLE CERAMIC LONG SIDE RUSTIC EDGE 1-1/2" x 12" x 3/8" BULLNOSE</p> <p>Wall only, no wet areas</p> <p>TECH SPECS: MATERIAL HAS PROTECTIVE WAX APPLIED TO MINIMIZE DAMAGE IN SHIPPING, WHICH IS EASILY REMOVED. IF NECESSARY, SCRAPE LIGHTLY WITH A PLASTIC SCRAPER AND CLEAN WITH WARM WATER, GLASS CLEANER OR 100% ACETONE</p>	<p>1.0000 LF per PC</p> <p>0.37 LB per LF</p> <p>0.37 LB per PC</p> <p>18 PC per BX</p> <p>18.00 LF per BX</p> <p>6.66 LB per BX</p>	<p>\$ 13.50 EA</p> <p></p>
	CBTELEG312	<p>B TRAIN ELEPHANT GLOSS CRACKLE CERAMIC RUSTIC EDGE 3" x 12" x 3/8" FIELD TILE</p> <p>Wall only, no wet areas</p> <p>TECH SPECS: MATERIAL HAS PROTECTIVE WAX APPLIED TO MINIMIZE DAMAGE IN SHIPPING, WHICH IS EASILY REMOVED. IF NECESSARY, SCRAPE LIGHTLY WITH A PLASTIC SCRAPER AND CLEAN WITH WARM WATER, GLASS CLEANER OR 100% ACETONE</p>	<p>0.2500 SF per PC</p> <p>3.16 LB per SF</p> <p>0.79 LB per PC</p> <p>19 PC per BX</p> <p>4.75 SF per BX</p> <p>15.01 LB per BX</p>	<p>\$ 12.00 S/F</p> <p></p>

BX (IN BOLD), SOLD IN FULL BOXES
 TEAL, SPECIAL ORDER ITEMS
 PURPLE, IN-HOUSE FABRICATION

LOT PHOTO APPROVAL
 INSTALLATION GUIDELINES

COMMODITY PRICING
 CUSTOM CUTTING

SUBWAY

CERAMIC



IMAGE	CODE	DESCRIPTION	LIST	U/M
	CBTGRYGCBN	<p>B TRAIN GREY MIST GLOSS CRACKLE CERAMIC LONG SIDE RUSTIC EDGE 1-1/2" x 12" x 3/8" BULLNOSE</p> <p>Wall only, no wet areas</p> <p>TECH SPECS: MATERIAL HAS PROTECTIVE WAX APPLIED TO MINIMIZE DAMAGE IN SHIPPING, WHICH IS EASILY REMOVED. IF NECESSARY, SCRAPE LIGHTLY WITH A PLASTIC SCRAPER AND CLEAN WITH WARM WATER, GLASS CLEANER OR 100% ACETONE</p>	<p>1.0000 LF per PC</p> <p>0.37 LB per LF</p> <p>0.37 LB per PC</p> <p>18 PC per BX</p> <p>18.00 LF per BX</p> <p>6.66 LB per BX</p>	<p>\$ 13.50 EA</p>
	CBTGRYGC312	<p>B TRAIN GREY MIST GLOSS CRACKLE CERAMIC RUSTIC EDGE 3" x 12" x 3/8" FIELD TILE</p> <p>Wall only, no wet areas</p> <p>TECH SPECS: MATERIAL HAS PROTECTIVE WAX APPLIED TO MINIMIZE DAMAGE IN SHIPPING, WHICH IS EASILY REMOVED. IF NECESSARY, SCRAPE LIGHTLY WITH A PLASTIC SCRAPER AND CLEAN WITH WARM WATER, GLASS CLEANER OR 100% ACETONE</p>	<p>0.2500 SF per PC</p> <p>3.16 LB per SF</p> <p>0.79 LB per PC</p> <p>19 PC per BX</p> <p>4.75 SF per BX</p> <p>15.01 LB per BX</p>	<p>\$ 12.00 S/F</p>
	CBTINDGCBN	<p>B TRAIN INDIGO GLOSS CRACKLE CERAMIC LONG SIDE RUSTIC EDGE 1-1/2" x 12" x 3/8" BULLNOSE</p> <p>Wall only, no wet areas</p> <p>TECH SPECS: MATERIAL HAS PROTECTIVE WAX APPLIED TO MINIMIZE DAMAGE IN SHIPPING, WHICH IS EASILY REMOVED. IF NECESSARY, SCRAPE LIGHTLY WITH A PLASTIC SCRAPER AND CLEAN WITH WARM WATER, GLASS CLEANER OR 100% ACETONE</p>	<p>1.0000 LF per PC</p> <p>0.37 LB per LF</p> <p>0.37 LB per PC</p> <p>18 PC per BX</p> <p>18.00 LF per BX</p> <p>6.66 LB per BX</p>	<p>\$ 13.50 EA</p>
	CBTINDGC312	<p>B TRAIN INDIGO GLOSS CRACKLE CERAMIC RUSTIC EDGE 3" x 12" x 3/8" FIELD TILE</p> <p>Wall only, no wet areas</p> <p>TECH SPECS: MATERIAL HAS PROTECTIVE WAX APPLIED TO MINIMIZE DAMAGE IN SHIPPING, WHICH IS EASILY REMOVED. IF NECESSARY, SCRAPE LIGHTLY WITH A PLASTIC SCRAPER AND CLEAN WITH WARM WATER, GLASS CLEANER OR 100% ACETONE</p>	<p>0.2500 SF per PC</p> <p>3.16 LB per SF</p> <p>0.79 LB per PC</p> <p>19 PC per BX</p> <p>4.75 SF per BX</p> <p>15.01 LB per BX</p>	<p>\$ 12.00 S/F</p>
	CBTPEAGCBN	<p>B TRAIN PEARL GLOSS CRACKLE CERAMIC LONG SIDE RUSTIC EDGE 1-1/2" x 12" x 3/8" BULLNOSE</p> <p>Wall only, no wet areas</p> <p>TECH SPECS: MATERIAL HAS PROTECTIVE WAX APPLIED TO MINIMIZE DAMAGE IN SHIPPING, WHICH IS EASILY REMOVED. IF NECESSARY, SCRAPE LIGHTLY WITH A PLASTIC SCRAPER AND CLEAN WITH WARM WATER, GLASS CLEANER OR 100% ACETONE</p>	<p>1.0000 LF per PC</p> <p>0.37 LB per LF</p> <p>0.37 LB per PC</p> <p>18 PC per BX</p> <p>18.00 LF per BX</p> <p>6.66 LB per BX</p>	<p>\$ 13.50 EA</p>

BX (IN BOLD), SOLD IN FULL BOXES
 TEAL, SPECIAL ORDER ITEMS
 PURPLE, IN-HOUSE FABRICATION











LOT PHOTO APPROVAL
 INSTALLATION GUIDELINES

COMMODITY PRICING
 CUSTOM CUTTING

SUBWAY

CERAMIC



IMAGE	CODE	DESCRIPTION	LIST	U/M
	CBTPEAGC312	<p>B TRAIN PEARL GLOSS CRACKLE CERAMIC RUSTIC EDGE 3" x 12" x 3/8" FIELD TILE</p> <p>Wall only, no wet areas</p> <p>TECH SPECS: MATERIAL HAS PROTECTIVE WAX APPLIED TO MINIMIZE DAMAGE IN SHIPPING, WHICH IS EASILY REMOVED. IF NECESSARY, SCRAPE LIGHTLY WITH A PLASTIC SCRAPER AND CLEAN WITH WARM WATER, GLASS CLEANER OR 100% ACETONE</p>	<p>0.2500 SF per PC</p> <p>3.16 LB per SF</p> <p>0.79 LB per PC</p> <p>19 PC per BX</p> <p>4.75 SF per BX</p> <p>15.01 LB per BX</p>	<p>\$ 12.00 S/F</p> <p></p>
	CBTWHGCBN	<p>B TRAIN WHITE GLOSS CRACKLE CERAMIC LONG SIDE RUSTIC EDGE 1-1/2" x 12" x 3/8" BULLNOSE</p> <p>Wall only, no wet areas</p> <p>TECH SPECS: MATERIAL HAS PROTECTIVE WAX APPLIED TO MINIMIZE DAMAGE IN SHIPPING, WHICH IS EASILY REMOVED. IF NECESSARY, SCRAPE LIGHTLY WITH A PLASTIC SCRAPER AND CLEAN WITH WARM WATER, GLASS CLEANER OR 100% ACETONE</p>	<p>1.0000 LF per PC</p> <p>0.37 LB per LF</p> <p>0.37 LB per PC</p> <p>18 PC per BX</p> <p>18.00 LF per BX</p> <p>6.66 LB per BX</p>	<p>\$ 13.50 EA</p> <p></p>
	CBTWHGLBN	<p>B TRAIN WHITE GLOSS CERAMIC LONG SIDE RUSTIC EDGE 1-1/2" x 12" x 3/8" BULLNOSE</p> <p>Wall only</p> <p>TECH SPECS: MATERIAL HAS PROTECTIVE WAX APPLIED TO MINIMIZE DAMAGE IN SHIPPING, WHICH IS EASILY REMOVED. IF NECESSARY, SCRAPE LIGHTLY WITH A PLASTIC SCRAPER AND CLEAN WITH WARM WATER, GLASS CLEANER OR 100% ACETONE</p>	<p>1.0000 LF per PC</p> <p>0.37 LB per LF</p> <p>0.37 LB per PC</p> <p>18 PC per BX</p> <p>18.00 LF per BX</p> <p>6.66 LB per BX</p>	<p>\$ 12.00 EA</p> <p></p>
	CBTWHGC312	<p>B TRAIN WHITE GLOSS CRACKLE CERAMIC RUSTIC EDGE 3" x 12" x 3/8" FIELD TILE</p> <p>Wall only, no wet areas</p> <p>TECH SPECS: MATERIAL HAS PROTECTIVE WAX APPLIED TO MINIMIZE DAMAGE IN SHIPPING, WHICH IS EASILY REMOVED. IF NECESSARY, SCRAPE LIGHTLY WITH A PLASTIC SCRAPER AND CLEAN WITH WARM WATER, GLASS CLEANER OR 100% ACETONE</p>	<p>0.2500 SF per PC</p> <p>3.16 LB per SF</p> <p>0.79 LB per PC</p> <p>19 PC per BX</p> <p>4.75 SF per BX</p> <p>15.01 LB per BX</p>	<p>\$ 12.00 S/F</p> <p></p>
	CBTWHGL312	<p>B TRAIN WHITE GLOSS CERAMIC RUSTIC EDGE 3" x 12" x 3/8" FIELD TILE</p> <p>Wall only</p> <p>TECH SPECS: MATERIAL HAS PROTECTIVE WAX APPLIED TO MINIMIZE DAMAGE IN SHIPPING, WHICH IS EASILY REMOVED. IF NECESSARY, SCRAPE LIGHTLY WITH A PLASTIC SCRAPER AND CLEAN WITH WARM WATER, GLASS CLEANER OR 100% ACETONE</p>	<p>0.2500 SF per PC</p> <p>3.16 LB per SF</p> <p>0.79 LB per PC</p> <p>19 PC per BX</p> <p>4.75 SF per BX</p> <p>15.01 LB per BX</p>	<p>\$ 11.00 S/F</p> <p></p>

BX (IN BOLD), SOLD IN FULL BOXES
 TEAL, SPECIAL ORDER ITEMS
 PURPLE, IN-HOUSE FABRICATION

 LOT PHOTO APPROVAL
 INSTALLATION GUIDELINES













 COMMODITY PRICING
 CUSTOM CUTTING



IMAGE	CODE	DESCRIPTION	LIST	U/M
	USBW36	US CERAMIC BRIGHT WHITE GLOSS CERAMIC 3" x 6" x 3/16" FIELD TILE	0.1250 SF per PC 2.75 LB per SF 0.34 LB per PC 80 PC per BX 10.00 SF per BX 27.50 LB per BX	\$ 4.50 S/F 
	USBW36BN	US CERAMIC BRIGHT WHITE GLOSS CERAMIC LONG SIDE 3" x 6" x 3/16" BULLNOSE	0.5000 LF per PC 0.66 LB per LF 0.33 LB per PC 80 PC per BX 40.00 LF per BX 26.40 LB per BX	\$ 2.80 EA 
	USBW36BN3	US CERAMIC BRIGHT WHITE GLOSS CERAMIC SHORT SIDE 3" x 6" x 3/16" BULLNOSE	0.2500 LF per PC 0.66 LB per LF 0.17 LB per PC 80 PC per BX 20.00 LF per BX 13.20 LB per BX	\$ 2.80 EA 
	USBWCR	US CERAMIC BRIGHT WHITE GLOSS CERAMIC 2-1/2" x 6" x 3/16" CHAIR RAIL MOLDING PROJECTION: 3/4	0.5000 LF per PC 0.70 LB per LF 0.35 LB per PC 6 PC per BX 3.00 LF per BX 2.10 LB per BX	\$ 8.00 EA 

BX (IN BOLD), SOLD IN FULL BOXES
 TEAL, SPECIAL ORDER ITEMS
 PURPLE, IN-HOUSE FABRICATION

 LOT PHOTO APPROVAL
 INSTALLATION GUIDELINES

 COMMODITY PRICING
 CUSTOM CUTTING


PILLOW FURNISHINGS



IMAGE	CODE	DESCRIPTION	LIST	U/M
	TXDOWN20X20	FILLER FURNISHINGS 20" x 20" TEXTILE 95% Feather 5% down TECH SPECS: FTC RN#142982	\$ 28.00	EA
	TXESTBKPIL	ESTRELLA BLACK EMBROIDERED FURNISHINGS 20" x 20" TEXTILE HIDDEN ZIPPER Price includes down insert item # TXDOWN20X20 TECH SPECS: FACE: 100% SILK EXCLUSIVE OF DECORATION LINING: 100% POLYESTER BACK: 100% SILK TECH SPECS: SPOT CLEAN ONLY	\$ 150.00	EA
	TXESTCRPIL	ESTRELLA CREAM EMBROIDERED FURNISHINGS 20" x 20" TEXTILE HIDDEN ZIPPER Price includes down insert item # TXDOWN20X20 TECH SPECS: FACE: 100% SILK EXCLUSIVE OF DECORATION LINING: 100% POLYESTER BACK: 100% SILK TECH SPECS: SPOT CLEAN ONLY	\$ 150.00	EA
	TXESTGRPIL	ESTRELLA GREY EMBROIDERED FURNISHINGS 20" x 20" TEXTILE HIDDEN ZIPPER Price includes down insert item # TXDOWN20X20 TECH SPECS: FACE: 100% SILK EXCLUSIVE OF DECORATION LINING: 100% POLYESTER BACK: 100% SILK TECH SPECS: SPOT CLEAN ONLY	\$ 150.00	EA
	TXESTWHPIL	ESTRELLA WHITE EMBROIDERED FURNISHINGS 20" x 20" TEXTILE HIDDEN ZIPPER Price includes down insert item # TXDOWN20X20 TECH SPECS: FACE: 100% SILK EXCLUSIVE OF DECORATION LINING: 100% POLYESTER BACK: 100% SILK TECH SPECS: SPOT CLEAN ONLY	\$ 150.00	EA

BX (IN BOLD), SOLD IN FULL BOXES
TEAL, SPECIAL ORDER ITEMS
PURPLE, IN-HOUSE FABRICATION

 LOT PHOTO APPROVAL
 INSTALLATION GUIDELINES

 COMMODITY PRICING
 CUSTOM CUTTING

CHARLESTON MIRROR™ GLASS



IMAGE	CODE	DESCRIPTION	LIST	U/M
	GMIRA1224	CHARLESTON MIRROR HAND SILVERED ANTIQUED GLASS 12" x 24" x 3/8" FIELD TILE 3/8" THICK FOR WATERJET CUTTING 12X12X1/8" MINIMUM SIZE FOR TEMPERED MATERIAL, SPECIAL ORDER BASIS. Custom sizes available based on maximum sheet size 72" x 130" x 3/8". TECH SPECS: DO NOT USE IN SHOWERS, MUST USE IGN200A TO INSTALL TECH SPECS: FOR WALL USE ONLY	2.0000 SF per PC 4.60 LB per SF 9.20 LB per PC 10 PC per BX 20.00 SF per BX 92.00 LB per BX	\$ 72.00 S/F
	GMIRA918	CHARLESTON MIRROR HAND SILVERED ANTIQUED GLASS 9" x 18" x 3/16" FIELD TILE POLISHED EDGES. CUSTOM SIZES AVAILABLE VIA SPECIAL ORDER. 12x12x1/8" minimum size for tempered material, special order basis. Custom sizes available based on maximum sheet size 96" x 130" x 3/16". TECH SPECS: DO NOT USE IN SHOWERS, MUST USE IGN200A TO INSTALL TECH SPECS: FOR WALL USE ONLY	1.1250 SF per PC 2.50 LB per SF 2.81 LB per PC 15 PC per BX 16.88 SF per BX 42.19 LB per BX	\$ 65.00 S/F
	GMIRAB36	CHARLESTON MIRROR HAND SILVERED ANTIQUED GLASS BEVELED 3" x 6" x 3/16" FIELD TILE POLISHED EDGES, BEVEL WIDTH 1/2". CUSTOM SIZES AVAILABLE VIA SPECIAL ORDER. 12x12x1/8" minimum size for tempered material, special order basis. Custom sizes available based on maximum sheet size 48" x 65" x 3/16". TECH SPECS: DO NOT USE IN SHOWERS, MUST USE IGN200A TO INSTALL TECH SPECS: FOR WALL USE ONLY	0.1250 SF per PC 2.40 LB per SF 0.30 LB per PC 30 PC per BX 3.75 SF per BX 9.00 LB per BX	\$ 91.00 S/F
	GMIRAB612	CHARLESTON MIRROR HAND SILVERED ANTIQUED GLASS BEVELED 6" x 12" x 3/16" FIELD TILE POLISHED EDGES, BEVEL WIDTH 1/2". CUSTOM SIZES AVAILABLE VIA SPECIAL ORDER. 12x12x1/8" minimum size for tempered material, special order basis. Custom sizes available based on maximum sheet size 48" x 65" x 3/16".	0.5000 SF per PC 2.26 LB per SF 1.13 LB per PC 30 PC per BX 15.00 SF per BX 33.90 LB per BX	\$ 91.00 S/F
	GMIRABHEX	CHARLESTON MIRROR HAND SILVERED ANTIQUED GLASS BEVELED/FROSTED 3- 5/16" x 4- 7/16" x 3/16" FIELD TILE FROSTED EDGES, BEVEL WIDTH 1/2". CUSTOM SIZES AVAILABLE VIA SPECIAL ORDER. 12x12x1/8" minimum size for tempered material, special order basis. Custom sizes available based on maximum sheet size 48" x 65" x 3/16". TECH SPECS: DO NOT USE IN SHOWERS, MUST USE IGN200A TO INSTALL TECH SPECS: FOR WALL USE ONLY	0.1000 SF per PC 2.40 LB per SF 0.24 LB per PC 30 PC per BX 3.00 SF per BX 7.20 LB per BX	\$ 91.00 S/F

BX (IN BOLD), SOLD IN FULL BOXES
TEAL, SPECIAL ORDER ITEMS
PURPLE, IN-HOUSE FABRICATION

LOT PHOTO APPROVAL
 INSTALLATION GUIDELINES

COMMODITY PRICING
 CUSTOM CUTTING

CHARLESTON MIRROR™ GLASS



IMAGE	CODE	DESCRIPTION	LIST	U/M
	GMIRAGRA	CHARLESTON MIRROR GRANDE HAND SILVERED ANTIQUED GLASS 3-1/2" x 8" CORNICE MOLDING NOT RECOMMENDED FOR USE IN WET APPLICATIONS TECH SPECS: DO NOT USE IN SHOWERS, MUST USE IGN200A TO INSTALL	0.6700 LF per PC 1.39 LB per LF 0.93 LB per PC 24 PC per BX 16.08 LF per BX 22.35 LB per BX	\$ 50.00 EA
	GMIRAPET	CHARLESTON MIRROR PETIT HAND SILVERED ANTIQUED GLASS 3/4" x 8" BACCELLO MOLDING NOT RECOMMENDED FOR USE IN WET APPLICATIONS TECH SPECS: DO NOT USE IN SHOWERS, MUST USE IGN200A TO INSTALL	0.6700 LF per PC 0.46 LB per LF 0.31 LB per PC 200 PC per BX 134.00 LF per BX 61.64 LB per BX	\$ 41.00 EA
	GMIRARM612	ARMORY MIRROR BRONZE ANTIQUED GLASS 6" x 12" x 1/8" FIELD TILE EXTREME VARIATION IN COLOR AND TEXTURE TECH SPECS: DO NOT USE IN SHOWERS, MUST USE IGN200A TO INSTALL TECH SPECS: FOR WALL USE ONLY	0.5000 SF per PC 1.62 LB per SF 0.81 LB per PC 35 PC per BX 17.50 SF per BX 28.35 LB per BX	\$ 90.00 S/F
	GMIRFPDEC1	CHARLESTON MIRROR HAND SILVERED ANTIQUED GLASS BEVELED 3-1/2" x 5-1/4" x 3/16" FACEPLATE MOLDING SINGLE DECORA FACEPLATE TECH SPECS: DO NOT USE IN SHOWERS. CHROME FLAT HEAD SCREWS AND SPACERS INCLUDED.		\$ 75.00 EA
	GMIRFPDEC2	CHARLESTON MIRROR HAND SILVERED ANTIQUED GLASS BEVELED 5-1/4" x 5-1/4" x 3/16" FACEPLATE MOLDING DOUBLE DECORA FACEPLATE TECH SPECS: DO NOT USE IN SHOWERS. CHROME FLAT HEAD SCREWS AND SPACERS INCLUDED.		\$ 90.00 EA

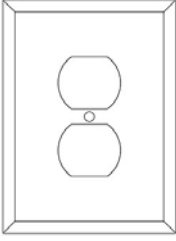
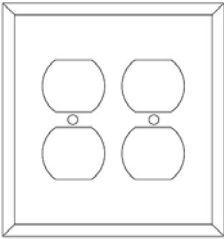
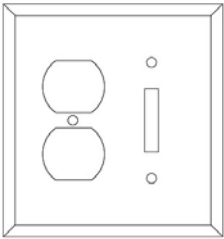

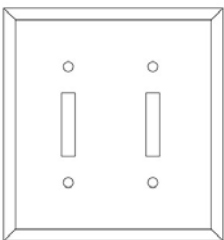
BX (IN BOLD), SOLD IN FULL BOXES
TEAL, SPECIAL ORDER ITEMS
PURPLE, IN-HOUSE FABRICATION

LOT PHOTO APPROVAL
 INSTALLATION GUIDELINES

COMMODITY PRICING
 CUSTOM CUTTING

CHARLESTON MIRROR™ GLASS



IMAGE	CODE	DESCRIPTION	LIST	U/M
	GMIRFPDUP	CHARLESTON MIRROR HAND SILVERED ANTIQUED GLASS BEVELED 3-1/2" x 5-1/4" x 3/16" FACEPLATE MOLDING DUPLEX FACEPLATE TECH SPECS: DO NOT USE IN SHOWERS. CHROME FLAT HEAD SCREWS AND SPACERS INCLUDED.	\$ 90.00	EA
	GMIRFPDUP2 SPECIAL ORDER	CHARLESTON MIRROR HAND SILVERED ANTIQUED GLASS BEVELED 5-1/4" x 5-1/4" x 3/16" FACEPLATE MOLDING min. qty: 1 PC lead time: 60 days DOUBLE DUPLEX FACEPLATE TECH SPECS: DO NOT USE IN SHOWERS. CHROME FLAT HEAD SCREWS AND SPACERS INCLUDED.	\$ 90.00	EA
	GMIRFPDUPTOG SPECIAL ORDER	CHARLESTON MIRROR HAND SILVERED ANTIQUED GLASS BEVELED 5-1/4" x 5-1/4" x 3/16" FACEPLATE MOLDING min. qty: 1 PC lead time: 60 days DUPLEX/TOGGLE FACEPLATE TECH SPECS: DO NOT USE IN SHOWERS. CHROME FLAT HEAD SCREWS AND SPACERS INCLUDED.	\$ 90.00	EA
	GMIRFPTOG1	CHARLESTON MIRROR HAND SILVERED ANTIQUED GLASS BEVELED 3-1/2" x 5-1/4" x 3/16" FACEPLATE MOLDING SINGLE TOGGLE FACEPLATE TECH SPECS: DO NOT USE IN SHOWERS. CHROME FLAT HEAD SCREWS AND SPACERS INCLUDED.	\$ 75.00	EA
	GMIRFPTOG2	CHARLESTON MIRROR HAND SILVERED ANTIQUED GLASS BEVELED 5-1/4" x 5-1/4" x 3/16" FACEPLATE MOLDING DOUBLE TOGGLE FACEPLATE TECH SPECS: DO NOT USE IN SHOWERS. CHROME FLAT HEAD SCREWS AND SPACERS INCLUDED.	\$ 90.00	EA

BX (IN BOLD), SOLD IN FULL BOXES
TEAL, SPECIAL ORDER ITEMS
PURPLE, IN-HOUSE FABRICATION








 LOT PHOTO APPROVAL
 INSTALLATION GUIDELINES

 COMMODITY PRICING
 CUSTOM CUTTING

CHARLESTON MIRROR™



GLASS



IMAGE	CODE	DESCRIPTION	LIST	U/M
	GMIRGAS612	<p>GASLIGHT MIRROR HAND SILVERED ANTIQUED GLASS 6" x 12" x 1/8" FIELD TILE</p> <p>Gaslight cannot be tempered. It can be used with Category 2 safety backing, available on a special order basis. Custom sizes available based on maximum sheet size 48" x 48" x 1/8"</p> <p>TECH SPECS: DO NOT USE IN SHOWERS, MUST USE IGN200A TO INSTALL TECH SPECS: FOR WALL USE ONLY. HIGH VARIATION.</p>	<p>0.5000 SF per PC</p> <p>0.72 LB per SF</p> <p>0.36 LB per PC</p> <p>35 PC per BX</p> <p>17.50 SF per BX</p> <p>12.60 LB per BX</p>	<p>\$ 90.00 S/F</p> <p></p>
	GMIRLANDM	<p>LANDMARK HAND SILVERED MIXED FINISH GLASS BEVELED MOSAIC INTERLOCKING SHEET</p> <p>SHEET COVERAGE AREA: 9-3/4" x 9-7/8" x 1/4" (0.6700 SF/PC)</p> <p>TECH SPECS: DO NOT USE IN SHOWERS, MUST USE IGN200A TO INSTALL FOR WALL USE ONLY</p>	<p>0.6700 SF per PC</p>	<p>\$ 91.00 S/F</p> <p></p>
	GMIRROSB36	<p>CHARLESTON MIRROR ROSE GLOSS GLASS BEVELED/FROSTED 3" x 6" x 3/16" FIELD TILE</p> <p>Frosted edges, bevel width 1/2".</p> <p>TECH SPECS: DO NOT USE IN SHOWERS, MUST USE IGN200A TO INSTALL TECH SPECS: FOR WALL USE ONLY</p>	<p>0.1250 SF per PC</p> <p>2.64 LB per SF</p> <p>0.33 LB per PC</p> <p>30 PC per BX</p> <p>3.75 SF per BX</p> <p>9.90 LB per BX</p>	<p>\$ 80.00 S/F</p>
	GMIRVER612	<p>VERANDA MIRROR HAND SILVERED ANTIQUED GLASS 6" x 12" x 1/8" FIELD TILE</p> <p>Custom sizes available based on maximum sheet size 40" x 60" x 1/8". Veranda cannot be tempered. It can be used with Category 2 safety backing, available on a special order basis.</p> <p>TECH SPECS: DO NOT USE IN SHOWERS, MUST USE IGN200A TO INSTALL TECH SPECS: OR WALL USE ONLY</p>	<p>0.5000 SF per PC</p> <p>0.72 LB per SF</p> <p>0.36 LB per PC</p> <p>35 PC per BX</p> <p>17.50 SF per BX</p> <p>12.60 LB per BX</p>	<p>\$ 98.00 S/F</p> <p></p>

BX (IN BOLD), SOLD IN FULL BOXES
 TEAL, SPECIAL ORDER ITEMS
 PURPLE, IN-HOUSE FABRICATION

 LOT PHOTO APPROVAL
 INSTALLATION GUIDELINES

 COMMODITY PRICING
 CUSTOM CUTTING



INSTALLATION GUIDELINES CHARLESTON MIRROR COLLECTION

Charleston Mirror is suitable for vertical applications in dry areas. **Not suitable for wet applications** such as showers or tub surrounds. Charleston Mirror is not tempered. Not recommended for high heat applications.

SUITABLE SUBSTRATES:

- Tile Backer Board - (Primed)
- Un-painted Gypsum Wallboard - (Primed)
- Un-finished Wood - (Primed)
- Particle Board - (Primed)
- Concrete

SUBSTRATE PREPARATION

All walls should be plumb, square and free of movement.

Surface to be tiled must be clean, dry and free of dust, dirt, greasy film, paint or primer. All porous surfaces must be sealed with Gunther Prime n' Seal (tile backer board, unpainted wallboard, wood, particle board, concrete, etc).

SETTING ADHESIVE

Charleston Mirror should be installed with CRL Gunther Extra/Build Mirror Mastic or equivalent. Do not use solvent glues, generic adhesives or construction adhesives (do **NOT** use Liquid Nails). It is highly recommended that you familiarize yourself with the application of mirror mastic prior to beginning installation.

CUTTING CHARLESTON MIRROR

Cuts required to complete the installation may be achieved by using a score and snap tile cutter with an appropriate wheel. You may also use a glass cutter and straight edge to score and snap the tile.

TOUCH UPS

Use Rustoleum Specialty Appliance Epoxy for any necessary touchup of the backing.

INSTALLATION OF CHARLESTON MIRROR

GMIRA918

Apply five 1" patties to the back of 9" x 18" tile and firmly place onto substrate. Allow for 1/16" or larger grout joint between tiles.

GMIRAB36

Apply one 1" patty to the back of 3" x 6" beveled tile and firmly place onto substrate. Allow for 1/16" or larger grout joint between lines.

GMIRAPET

Apply a thin bead of mirror mastic to the back of the molding and place on substrate.

GMIRAGRA

Apply thin bead of mirror mastic to the contact points on the back of the molding and place on substrate.

GROUTING CHARLESTON MIRROR

Charleston Mirror installations may be left ungrouted. If grouting is desired use an un-sanded grout such as Mapei Keracolor U.

EXPANSION/CONTROL JOINTS

Refer to TCN EJ171 (current version) for placement of movement joints. Movement joints are to be filled with flexible sealant.

TECHNICAL INFO

CHARLESTON MIRRORS (Rosette)



1



2



3



4



5



6



7



8



GLACIAL GLASS



IMAGE	CODE	DESCRIPTION	LIST	U/M
	GGLPOWHGL24	GLACIAL POLAR WHITE GLOSS GLASS ARIS EDGE 24" x 24" x 1/2" FIELD TILE AKA: NANO GLASS	4.0000 SF per PC 7.25 LB per SF 29.00 LB per PC 1 PC per BX 4.00 SF per BX 29.00 LB per BX	\$ 18.50 S/F
	SLPOWHGL2	GLACIAL POLAR WHITE GLOSS GLASS 3/4" SLAB 2CM THICK AKA: NANO GLASS		\$ 23.00 S/F
	SLPOWHGL3	GLACIAL POLAR WHITE GLOSS GLASS 1-1/4" SLAB 3CM THICK AKA: NANO GLASS		\$ 39.00 S/F

BX (IN BOLD), SOLD IN FULL BOXES
 TEAL, SPECIAL ORDER ITEMS
 PURPLE, IN-HOUSE FABRICATION

LOT PHOTO APPROVAL
 INSTALLATION GUIDELINES

COMMODITY PRICING
 CUSTOM CUTTING

JAZZ GLASS™

GLASS













IMAGE	CODE	DESCRIPTION	LIST	U/M
	GJGBNCBLU	<p>BLUE NOTE CIRCLES® BLUE BLEND GLOSS GLASS MOSAIC INTERLOCKING SHEET SHEET COVERAGE AREA: 8-7/16" x 8-7/16" x 1/8" (0.4900 SF/PC)</p> <p>be bop white, mingus grey</p> <p>TECH SPECS: SUITABLE FOR LOW TRAFFIC RESIDENTIAL FLOORS</p>	<p>0.4900 SF per PC 1.40 LB per SF 0.69 LB per PC 30 PC per BX 14.70 SF per BX 20.58 LB per BX</p>	<p>\$ 45.00 S/F</p> <p></p>
	GJGBNCTT	<p>BLUE NOTE CIRCLES® TRUMPET TURQUOISE GLOSS GLASS MOSAIC INTERLOCKING SHEET SHEET COVERAGE AREA: 8-7/16" x 8-7/16" x 1/8" (0.4900 SF/PC)</p> <p>mingus grey, denim blue, trumpet turquoise</p> <p>TECH SPECS: SUITABLE FOR LOW TRAFFIC RESIDENTIAL FLOORS</p> <p>TECH SPECS: REFER TO INSTALLATION GUIDELINES FOR APPROPRIATE SETTING MATERIALS</p>	<p>0.4900 SF per PC 1.40 LB per SF 0.69 LB per PC 30 PC per BX 14.70 SF per BX 20.58 LB per BX</p>	<p>\$ 45.00 S/F</p> <p></p>
	GJGCC39	<p>COLTRANE CREAM GLOSS GLASS 3" x 9" x 1/8" FIELD TILE</p> <p>TECH SPECS: NOT RECOMMENDED FOR USE ON FLOORS</p> <p>TECH SPECS: REFER TO INSTALLATION GUIDELINES FOR APPROPRIATE SETTING MATERIALS</p>	<p>0.1875 SF per PC 1.50 LB per SF 0.28 LB per PC 72 PC per BX 13.50 SF per BX 20.25 LB per BX</p>	<p>\$ 32.00 S/F</p> <p></p>
	GJGDDWHSIL	<p>DAPPER DAISY® WHITE/SILVER GLOSS GLASS MOSAIC INTERLOCKING SHEET SHEET COVERAGE AREA: 11" x 11-1/8" x 1/8" (0.8500 SF/PC)</p> <p>TECH SPECS: NOT RECOMMENDED FOR USE IN SHOWERS OR SUBMERGED AREAS. WALL USE ONLY.</p> <p>TECH SPECS: MUST BE INSTALLED WITH MAPEI PLANICRETE W OR LITOKOL LITOEASTIC PER OUR INSTALLATION GUIDELINES</p>	<p>0.8500 SF per PC 1.11 LB per SF 0.94 LB per PC 30 PC per BX 25.50 SF per BX 28.31 LB per BX</p>	<p>\$ 66.00 S/F</p> <p></p>
	GJGEST1	<p>ESTRELLA® SILVER BLEND MIXED FINISH GLASS MOSAIC INTERLOCKING SHEET SHEET COVERAGE AREA: 9-11/16" x 8-5/8" x 1/8" (0.5950 SF/PC)</p> <p>TECH SPECS: NOT RECOMMENDED FOR USE IN SHOWERS OR SUBMERGED AREAS. WALL USE ONLY.</p> <p>TECH SPECS: MUST BE INSTALLED WITH MAPEI PLANICRETE OR LITOKOL LITOEASTIC PER OUR INSTALLATION GUIDELINES</p>	<p>0.5950 SF per PC 1.08 LB per SF 0.64 LB per PC 16 PC per BX 9.52 SF per BX 10.28 LB per BX</p>	<p>\$ 50.00 S/F</p> <p></p>

BX (IN BOLD), SOLD IN FULL BOXES
 TEAL, SPECIAL ORDER ITEMS
 PURPLE, IN-HOUSE FABRICATION

LOT PHOTO APPROVAL
 INSTALLATION GUIDELINES

COMMODITY PRICING
 CUSTOM CUTTING



IMAGE	CODE	DESCRIPTION	LIST	U/M
	GJGESTBBW	ESTRELLA® BE BOP WHITE GLOSS GLASS MOSAIC INTERLOCKING SHEET SHEET COVERAGE AREA: 9-11/16" x 8-5/8" x 1/8" (0.5950 SF/PC) TECH SPECS: SUITABLE FOR LOW TRAFFIC RESIDENTIAL FLOORS TECH SPECS: REFER TO INSTALLATION GUIDELINES FOR APPROPRIATE SETTING MATERIALS	0.5950 SF per PC 1.11 LB per SF 0.66 LB per PC 16 PC per BX 9.52 SF per BX 10.57 LB per BX	\$ 50.00 S/F 
	GJGESTCRMB	ESTRELLA® CREAM BLEND GLOSS GLASS MOSAIC INTERLOCKING SHEET SHEET COVERAGE AREA: 9-11/16" x 8-5/8" x 1/8" (0.5950 SF/PC) TECH SPECS: SUITABLE FOR LOW TRAFFIC RESIDENTIAL FLOORS TECH SPECS: REFER TO INSTALLATION GUIDELINES FOR APPROPRIATE SETTING MATERIALS	0.5950 SF per PC 1.11 LB per SF 0.66 LB per PC 16 PC per BX 9.52 SF per BX 10.57 LB per BX	\$ 50.00 S/F 
	GJGESTGRYB	ESTRELLA® GREY BLEND GLOSS GLASS MOSAIC INTERLOCKING SHEET SHEET COVERAGE AREA: 9-11/16" x 8-5/8" x 1/8" (0.5950 SF/PC) TECH SPECS: SUITABLE FOR LOW TRAFFIC RESIDENTIAL FLOORS TECH SPECS: REFER TO INSTALLATION GUIDELINES FOR APPROPRIATE SETTING MATERIALS	0.5950 SF per PC 1.11 LB per SF 0.66 LB per PC 16 PC per BX 9.52 SF per BX 10.57 LB per BX	\$ 50.00 S/F 
	GJGFANOMBLU	FAN CLUB BLUE OMBRE WITH BRASS MIXED FINISH GLASS MOSAIC INTERLOCKING SHEET SHEET COVERAGE AREA: 3-1/16" x 12-3-8" x 1/8" (0.2739 SF/PC) Ombre blend of Navy, Memphis Blue, BB Blue, Mingus Grey TECH SPECS: SUITABLE FOR LOW TRAFFIC RESIDENTIAL FLOORS REFER TO INSTALLATION GUIDELINES FOR APPROPRIATE SETTING MATERIALS	0.2739 SF per PC	\$ 60.00 S/F 
	GJGFICIW	FAN CLUB ICE WHITE GLOSS GLASS MOSAIC INTERLOCKING SHEET SHEET COVERAGE AREA: 3-1/16" x 12-5/16" x 1/8" (0.2600 SF/PC) TECH SPECS: SUITABLE FOR LOW TRAFFIC RESIDENTIAL FLOORS TECH SPECS: REFER TO INSTALLATION GUIDELINES FOR APPROPRIATE SETTING MATERIALS	0.2600 SF per PC 1.40 LB per SF 0.36 LB per PC 60 PC per BX 15.60 SF per BX 21.84 LB per BX	\$ 40.00 S/F 

BX (IN BOLD), SOLD IN FULL BOXES
TEAL, SPECIAL ORDER ITEMS
PURPLE, IN-HOUSE FABRICATION

 LOT PHOTO APPROVAL
 INSTALLATION GUIDELINES



 COMMODITY PRICING
 CUSTOM CUTTING



IMAGE	CODE	DESCRIPTION	LIST	U/M
	GJGFFBBW	<p>FLAPPER FLORAL BE BOP WHITE GLOSS GLASS MOSAIC INTERLOCKING SHEET SHEET COVERAGE AREA: 7-3/4" x 9" x 1/8" (0.4780 SF/PC)</p> <p>TECH SPECS: SUITABLE FOR LOW TRAFFIC RESIDENTIAL FLOORS TECH SPECS: REFER TO INSTALLATION GUIDELINES FOR APPROPRIATE SETTING MATERIALS</p>	<p>0.4780 SF per PC 1.40 LB per SF 0.67 LB per PC 30 PC per BX 14.34 SF per BX 20.08 LB per BX</p>	<p>\$ 50.00 S/F</p>
	GJGFFDTB	<p>FLAPPER FLORAL DETROIT BLUES GLOSS GLASS MOSAIC INTERLOCKING SHEET SHEET COVERAGE AREA: 7-3/4" x 9" x 1/8" (0.4780 SF/PC)</p> <p>TECH SPECS: SUITABLE FOR LOW TRAFFIC RESIDENTIAL FLOORS TECH SPECS: REFER TO INSTALLATION GUIDELINES FOR APPROPRIATE SETTING MATERIALS</p>	<p>0.4780 SF per PC 1.40 LB per SF 0.67 LB per PC 30 PC per BX 14.34 SF per BX 20.08 LB per BX</p>	<p>\$ 50.00 S/F</p>
	GJGFOLCC	<p>FOLIAGE® COLTRANE CREAM GLOSS GLASS MOSAIC INTERLOCKING SHEET SHEET COVERAGE AREA: 12-1/2" x 12-5/8" x 1/8" (1.0000 SF/PC)</p> <p>TECH SPECS: SUITABLE FOR LOW TRAFFIC RESIDENTIAL FLOORS TECH SPECS: REFER TO INSTALLATION GUIDELINES FOR APPROPRIATE SETTING MATERIALS</p>	<p>1.0000 SF per PC 1.26 LB per SF 1.26 LB per PC 16 PC per BX 16.00 SF per BX 20.16 LB per BX</p>	<p>\$ 45.00 S/F</p>
	GJGFOLCC	<p>FOLIAGE® COLTRANE CREAM GLOSS GLASS MOSAIC INTERLOCKING SHEET SHEET COVERAGE AREA: 12-1/2" x 12-5/8" x 1/8" (1.0000 SF/PC)</p> <p>TECH SPECS: SUITABLE FOR LOW TRAFFIC RESIDENTIAL FLOORS TECH SPECS: REFER TO INSTALLATION GUIDELINES FOR APPROPRIATE SETTING MATERIALS</p>	<p>1.0000 SF per PC 1.26 LB per SF 1.26 LB per PC 16 PC per BX 16.00 SF per BX 20.16 LB per BX</p>	<p>\$ 45.00 S/F</p>
	GJGFOLDTB	<p>FOLIAGE® DETROIT BLUES GLOSS GLASS MOSAIC INTERLOCKING SHEET SHEET COVERAGE AREA: 12-1/2" x 12-5/8" x 1/8" (1.0000 SF/PC)</p> <p>TECH SPECS: SUITABLE FOR LOW TRAFFIC RESIDENTIAL FLOORS TECH SPECS: REFER TO INSTALLATION GUIDELINES FOR APPROPRIATE SETTING MATERIALS</p>	<p>1.0000 SF per PC 1.26 LB per SF 1.26 LB per PC 16 PC per BX 16.00 SF per BX 20.16 LB per BX</p>	<p>\$ 45.00 S/F</p>

BX (IN BOLD), SOLD IN FULL BOXES
 TEAL, SPECIAL ORDER ITEMS
 PURPLE, IN-HOUSE FABRICATION

LOT PHOTO APPROVAL
 INSTALLATION GUIDELINES

COMMODITY PRICING
 CUSTOM CUTTING

JAZZ GLASS™

GLASS



IMAGE	CODE	DESCRIPTION	LIST	U/M
	GJGHHBBBW	HIP HERRINGBONE BE BOP WHITE GLOSS GLASS MOSAIC INTERLOCKING SHEET SHEET COVERAGE AREA: 11-1/4" x 12-1/8" x 1/8" (0.9500 SF/PC) TECH SPECS: REFER TO INSTALLATION GUIDELINES FOR APPROPRIATE SETTING MATERIALS	0.9500 SF per PC 1.26 LB per SF 1.20 LB per PC 16 PC per BX 15.20 SF per BX 19.15 LB per BX	\$ 38.00 S/F
	GJGHHBDTB	HIP HERRINGBONE DETROIT BLUES GLOSS GLASS MOSAIC INTERLOCKING SHEET SHEET COVERAGE AREA: 11-1/4" x 12-1/8" x 1/8" (0.9500 SF/PC) TECH SPECS: REFER TO INSTALLATION GUIDELINES FOR APPROPRIATE SETTING MATERIALS	0.9500 SF per PC 1.26 LB per SF 1.20 LB per PC 16 PC per BX 15.20 SF per BX 19.15 LB per BX	\$ 38.00 S/F
	GJGHHBMIRR	HIP HERRINGBONE MIRROR GLOSS GLASS MOSAIC INTERLOCKING SHEET SHEET COVERAGE AREA: 11-1/4" x 12-1/8" x 1/8" (0.9500 SF/PC) TECH SPECS: NOT RECOMMENDED FOR USE IN SHOWERS OR SUBMERGED AREAS. WALL USE ONLY. TECH SPECS: MUST BE INSTALLED WITH MAPEI PLANICRETE W OR LITOKOL LITOELASTIC PER OUR INSTALLATION GUIDELINES	0.9500 SF per PC 1.26 LB per SF 1.20 LB per PC 16 PC per BX 15.20 SF per BX 19.15 LB per BX	\$ 50.00 S/F
	GJGHHBSILVB	HIP HERRINGBONE SILVER BLEND MIXED FINISH GLASS MOSAIC INTERLOCKING SHEET SHEET COVERAGE AREA: 11-1/4" x 12-1/8" x 1/8" (0.9500 SF/PC) TECH SPECS: NOT RECOMMENDED FOR USE IN SHOWERS OR SUBMERGED AREAS. WALL USE ONLY. TECH SPECS: MUST BE INSTALLED WITH MAPEI PLANICRETE W OR LITOKOL LITOELASTIC PER OUR INSTALLATION GUIDELINES	0.9500 SF per PC 1.26 LB per SF 1.20 LB per PC 16 PC per BX 15.20 SF per BX 19.15 LB per BX	\$ 50.00 S/F
	GJGIWH39	ICE WHITE GLOSS GLASS 3" x 9" x 1/8" FIELD TILE TECH SPECS: NOT RECOMMENDED FOR USE ON FLOORS TECH SPECS: REFER TO INSTALLATION GUIDELINES FOR APPROPRIATE SETTING MATERIALS	0.1875 SF per PC 1.50 LB per SF 0.28 LB per PC 72 PC per BX 13.50 SF per BX 20.25 LB per BX	\$ 32.00 S/F

BX (IN BOLD), SOLD IN FULL BOXES
 TEAL, SPECIAL ORDER ITEMS
 PURPLE, IN-HOUSE FABRICATION











LOT PHOTO APPROVAL
 INSTALLATION GUIDELINES

COMMODITY PRICING
 CUSTOM CUTTING

JAZZ GLASS™

GLASS



IMAGE	CODE	DESCRIPTION	LIST	U/M
	GJGLEAFBBW	LEAF BE BOP WHITE GLOSS GLASS MOSAIC SHEET COVERAGE AREA: 9-3/8" x 8-5/16" x 1/8" (0.5400 SF/PC) TECH SPECS: REFER TO INSTALLATION GUIDELINES FOR APPROPRIATE SETTING MATERIALS	0.5400 SF per PC 1.40 LB per SF 0.76 LB per PC 30 PC per BX 16.20 SF per BX 22.68 LB per BX	\$ 48.00 S/F 
	GJGLINCC	COLTRANE CREAM GLOSS GLASS 1/2" x 12" x 5/8" LINER MOLDING	1.0000 LF per PC 0.10 LB per LF 0.10 LB per PC 126 PC per BX 126.00 LF per BX 12.60 LB per BX	\$ 20.00 EA 
	GJGLINIW	ICE WHITE GLOSS GLASS 1/2" x 12" x 5/8" LINER MOLDING	1.0000 LF per PC 0.10 LB per LF 0.10 LB per PC 126 PC per BX 126.00 LF per BX 12.60 LB per BX	\$ 20.00 EA 
	GJGLINMG	MINGUS GREY GLOSS GLASS 1/2" x 12" x 5/8" LINER MOLDING	1.0000 LF per PC 0.10 LB per LF 0.10 LB per PC 126 PC per BX 126.00 LF per BX 12.60 LB per BX	\$ 20.00 EA 
	GJGLNADTB	LENA@ DETROIT BLUES GLOSS GLASS MOSAIC INTERLOCKING SHEET SHEET COVERAGE AREA: 11" x 11-9/16" x 1/8" (0.8800 SF/PC) TECH SPECS: SUITABLE FOR LOW TRAFFIC RESIDENTIAL FLOORS TECH SPECS: REFER TO INSTALLATION GUIDELINES FOR APPROPRIATE SETTING MATERIALS	0.8800 SF per PC 1.14 LB per SF 1.00 LB per PC 30 PC per BX 26.40 SF per BX 30.10 LB per BX	\$ 30.00 S/F 

BX (IN BOLD), SOLD IN FULL BOXES
 TEAL, SPECIAL ORDER ITEMS
 PURPLE, IN-HOUSE FABRICATION

 LOT PHOTO APPROVAL
 INSTALLATION GUIDELINES



 COMMODITY PRICING
 CUSTOM CUTTING













IMAGE	CODE	DESCRIPTION	LIST	U/M
	GJGLSBBW	LITTLE SATCH BE BOP WHITE GLOSS GLASS 1/4" X 1/2" X 1/8" MOSAIC INTERLOCKING SHEET SHEET COVERAGE AREA: 11-3/4" x 12-1/4" x 1/8" (1.0000 SF/PC) TECH SPECS: SUITABLE FOR LOW TRAFFIC RESIDENTIAL FLOORS TECH SPECS: REFER TO INSTALLATION GUIDELINES FOR APPROPRIATE SETTING MATERIALS	1.0000 SF per PC 1.40 LB per SF 1.40 LB per PC 30 PC per BX 30.00 SF per BX 42.00 LB per BX	\$ 38.00 S/F
	GJGLSDTB	LITTLE SATCH DETROIT BLUES GLOSS GLASS 1/4" X 1/2" X 1/8" MOSAIC INTERLOCKING SHEET SHEET COVERAGE AREA: 11-3/4" x 12-1/4" x 1/8" (1.0000 SF/PC) TECH SPECS: SUITABLE FOR LOW TRAFFIC RESIDENTIAL FLOORS TECH SPECS: REFER TO INSTALLATION GUIDELINES FOR APPROPRIATE SETTING MATERIALS	1.0000 SF per PC 1.40 LB per SF 1.40 LB per PC 30 PC per BX 30.00 SF per BX 42.00 LB per BX	\$ 38.00 S/F
	GJGLSMG	LITTLE SATCH MINGUS GREY GLOSS GLASS 1/4" X 1/2" X 1/8" MOSAIC INTERLOCKING SHEET SHEET COVERAGE AREA: 11-3/4" x 12-1/4" x 1/8" (1.0000 SF/PC) TECH SPECS: SUITABLE FOR LOW TRAFFIC RESIDENTIAL FLOORS TECH SPECS: REFER TO INSTALLATION GUIDELINES FOR APPROPRIATE SETTING MATERIALS	1.0000 SF per PC 1.40 LB per SF 1.40 LB per PC 30 PC per BX 30.00 SF per BX 42.00 LB per BX	\$ 38.00 S/F
	GJGLSTT	LITTLE SATCH TRUMPET TURQUOISE GLOSS GLASS 1/4" X 1/2" X 1/8" MOSAIC INTERLOCKING SHEET SHEET COVERAGE AREA: 11-3/4" x 12-1/4" x 1/8" (1.0000 SF/PC) TECH SPECS: SUITABLE FOR LOW TRAFFIC RESIDENTIAL FLOORS TECH SPECS: REFER TO INSTALLATION GUIDELINES FOR APPROPRIATE SETTING MATERIALS	1.0000 SF per PC 1.40 LB per SF 1.40 LB per PC 30 PC per BX 30.00 SF per BX 42.00 LB per BX	\$ 38.00 S/F
	GJGMCCDTB	MOTOR CITY CIRCLES DETROIT BLUES GLOSS GLASS MOSAIC INTERLOCKING SHEET SHEET COVERAGE AREA: 8-7/16" x 8-7/16" x 1/8" (0.4900 SF/PC) TECH SPECS: SUITABLE FOR LOW TRAFFIC RESIDENTIAL FLOORS TECH SPECS: REFER TO INSTALLATION GUIDELINES FOR APPROPRIATE SETTING MATERIALS	0.4900 SF per PC 1.31 LB per SF 0.64 LB per PC 30 PC per BX 14.70 SF per BX 19.26 LB per BX	\$ 45.00 S/F

BX (IN BOLD), SOLD IN FULL BOXES
 TEAL, SPECIAL ORDER ITEMS
 PURPLE, IN-HOUSE FABRICATION

LOT PHOTO APPROVAL
 INSTALLATION GUIDELINES

COMMODITY PRICING
 CUSTOM CUTTING



IMAGE	CODE	DESCRIPTION	LIST	U/M
	GJGMCCIW	MOTOR CITY CIRCLES ICE WHITE GLOSS GLASS MOSAIC INTERLOCKING SHEET SHEET COVERAGE AREA: 8-7/16" x 8-7/16" x 1/8" (0.4900 SF/PC) TECH SPECS: SUITABLE FOR LOW TRAFFIC RESIDENTIAL FLOORS TECH SPECS: REFER TO INSTALLATION GUIDELINES FOR APPROPRIATE SETTING MATERIALS	0.4900 SF per PC 1.18 LB per SF 0.58 LB per PC 30 PC per BX 14.70 SF per BX 17.35 LB per BX	\$ 45.00 S/F 
	GJGMETBBW	METRONOME BE BOP WHITE GLOSS GLASS MOSAIC INTERLOCKING SHEET SHEET COVERAGE AREA: 12" x 13" x 1/8" (1.0800 SF/PC) TECH SPECS: SUITABLE FOR LOW TRAFFIC RESIDENTIAL FLOORS TECH SPECS: REFER TO INSTALLATION GUIDELINES FOR APPROPRIATE SETTING MATERIALS	1.0800 SF per PC 1.40 LB per SF 1.51 LB per PC 16 PC per BX 17.28 SF per BX 24.19 LB per BX	\$ 35.00 S/F 
	GJGMG39	MINGUS GREY GLOSS GLASS 3" x 9" x 1/8" FIELD TILE TECH SPECS: NOT RECOMMENDED FOR USE ON FLOORS TECH SPECS: REFER TO INSTALLATION GUIDELINES FOR APPROPRIATE SETTING MATERIALS	0.1875 SF per PC 1.50 LB per SF 0.28 LB per PC 72 PC per BX 13.50 SF per BX 20.25 LB per BX	\$ 32.00 S/F 
	GJGRLBBSST	RAGTIME LINES BIG BAND SILVER SATIN GLASS 1/4" X 2-5/8" X 1/8" MOSAIC SHEET COVERAGE AREA: 11" x 12" x 1/8" (0.9200 SF/PC) TECH SPECS: NOT RECOMMENDED FOR USE IN SHOWERS OR SUBMERGED AREAS. WALL USE ONLY. TECH SPECS: MUST BE INSTALLED WITH MAPEI PLANICRETE W OR LITOKOL LITOELASTIC PER OUR INSTALLATION	0.9200 SF per PC 1.52 LB per SF 1.40 LB per PC 30 PC per BX 27.60 SF per BX 41.95 LB per BX	\$ 40.00 S/F 
	GJGSCABBW	SCALES BE BOP WHITE GLOSS GLASS 10-15/16" x 10-1/16" x 1/8" WJ MOSAIC INTERLOCKING SHEET TECH SPECS: SUITABLE FOR LOW TRAFFIC RESIDENTIAL FLOORS TECH SPECS: REFER TO INSTALLATION GUIDELINES FOR APPROPRIATE SETTING MATERIALS	0.7600 SF per PC 1.40 LB per SF 1.06 LB per PC 30 PC per BX 22.80 SF per BX 31.92 LB per BX	\$ 72.00 S/F 

BX (IN BOLD), SOLD IN FULL BOXES
TEAL, SPECIAL ORDER ITEMS
PURPLE, IN-HOUSE FABRICATION

 LOT PHOTO APPROVAL
 INSTALLATION GUIDELINES



 COMMODITY PRICING
 CUSTOM CUTTING



IMAGE	CODE	DESCRIPTION	LIST	U/M
	GJGSCABL	<p>SCALES BLUE BLEND GLOSS GLASS 10-15/16" x 10-1/16" x 1/8" WJ MOSAIC INTERLOCKING SHEET</p> <p>TECH SPECS: SUITABLE FOR LOW TRAFFIC RESIDENTIAL FLOORS TECH SPECS: REFER TO INSTALLATION GUIDELINES FOR APPROPRIATE SETTING MATERIALS</p>	<p>0.7600 SF per PC 1.20 LB per SF 0.91 LB per PC 30 PC per BX 22.80 SF per BX 27.36 LB per BX</p>	<p>\$ 72.00 S/F</p> <p></p>
	GJGSSBBB	<p>SATCHMO STICKS BB BLUE GLOSS GLASS 1/4" X 4" X 1/8" MOSAIC INTERLOCKING SHEET SHEET COVERAGE AREA: 11" x 12" x 1/8" (0.9200 SF/PC)</p> <p>TECH SPECS: NOT RECOMMENDED FOR USE ON FLOORS TECH SPECS: REFER TO INSTALLATION GUIDELINES FOR APPROPRIATE SETTING MATERIALS</p>	<p>0.9200 SF per PC 1.20 LB per SF 1.10 LB per PC 30 PC per BX 27.60 SF per BX 33.12 LB per BX</p>	<p>\$ 32.00 S/F</p> <p></p>
	GJGSSCC	<p>SATCHMO STICKS COLTRANE CREAM GLOSS GLASS 1/4" X 4" X 1/8" MOSAIC INTERLOCKING SHEET SHEET COVERAGE AREA: 11" x 12" x 1/8" (0.9200 SF/PC)</p> <p>TECH SPECS: NOT RECOMMENDED FOR USE ON FLOORS TECH SPECS: REFER TO INSTALLATION GUIDELINES FOR APPROPRIATE SETTING MATERIALS</p>	<p>0.9200 SF per PC 1.20 LB per SF 1.10 LB per PC 30 PC per BX 27.60 SF per BX 33.12 LB per BX</p>	<p>\$ 32.00 S/F</p> <p></p>
	GJGSSIWH	<p>SATCHMO STICKS ICE WHITE GLOSS GLASS 1/4" X 4" X 1/8" MOSAIC INTERLOCKING SHEET SHEET COVERAGE AREA: 11" x 12" x 1/8" (0.9200 SF/PC)</p> <p>TECH SPECS: NOT RECOMMENDED FOR USE ON FLOORS TECH SPECS: REFER TO INSTALLATION GUIDELINES FOR APPROPRIATE SETTING MATERIALS</p>	<p>0.9200 SF per PC 1.20 LB per SF 1.10 LB per PC 30 PC per BX 27.60 SF per BX 33.12 LB per BX</p>	<p>\$ 32.00 S/F</p> <p></p>
	GJGSSXNY	<p>SATCHMO STICKS NEW YORK GLOSS GLASS 1/4" X 4" X 1/8" MOSAIC INTERLOCKING SHEET SHEET COVERAGE AREA: 11" x 12" x 1/8" (0.9200 SF/PC)</p> <p>**STOCK QUANTITIES ONLY**</p> <p>TECH SPECS: NOT RECOMMENDED FOR USE ON FLOORS TECH SPECS: REFER TO INSTALLATION GUIDELINES FOR APPROPRIATE SETTING MATERIALS</p>	<p>0.9200 SF per PC 1.20 LB per SF 1.10 LB per PC 30 PC per BX 27.60 SF per BX 33.12 LB per BX</p>	<p>\$ 32.00 S/F</p> <p></p>

BX (IN BOLD), SOLD IN FULL BOXES
 TEAL, SPECIAL ORDER ITEMS
 PURPLE, IN-HOUSE FABRICATION

LOT PHOTO APPROVAL
 INSTALLATION GUIDELINES

COMMODITY PRICING
 CUSTOM CUTTING

JAZZ GLASS™

GLASS



IMAGE	CODE	DESCRIPTION	LIST	U/M
	GJGSWCVBB	<p>SWINGIN' CHEVRON® BLUE BLEND GLOSS GLASS CHEVRON MOSAIC ROW INFO: 4 CHEVRON COLUMNS & 18 ROWS SHEET COVERAGE AREA: 11-1/4" x 13-7/8" x 1/8" (1.0800 SF/PC)</p> <p>TECH SPECS: NOT RECOMMENDED FOR USE ON FLOORS TECH SPECS: REFER TO INSTALLATION GUIDELINES FOR APPROPRIATE SETTING MATERIALS</p>	<p>1.0800 SF per PC 1.29 LB per SF 1.39 LB per PC 16 PC per BX 17.28 SF per BX 22.29 LB per BX</p>	<p>\$ 45.00 S/F</p> <p></p>
	GJGSWCVBBW	<p>SWINGIN' CHEVRON® BE BOP WHITE GLOSS GLASS CHEVRON MOSAIC ROW INFO: 4 CHEVRON COLUMNS & 18 ROWS SHEET COVERAGE AREA: 11-1/4" x 13-7/8" x 1/8" (1.0800 SF/PC)</p> <p>TECH SPECS: NOT RECOMMENDED FOR USE ON FLOORS TECH SPECS: REFER TO INSTALLATION GUIDELINES FOR APPROPRIATE SETTING MATERIALS</p>	<p>1.0800 SF per PC 1.29 LB per SF 1.39 LB per PC 16 PC per BX 17.28 SF per BX 22.29 LB per BX</p>	<p>\$ 45.00 S/F</p> <p></p>
	GJGSWCVDTB	<p>SWINGIN' CHEVRON® DETROIT BLUES GLOSS GLASS CHEVRON MOSAIC ROW INFO: 4 CHEVRON COLUMNS & 18 ROWS SHEET COVERAGE AREA: 11-1/4" x 13-7/8" x 1/8" (1.0800 SF/PC)</p> <p>TECH SPECS: NOT RECOMMENDED FOR USE ON FLOORS TECH SPECS: REFER TO INSTALLATION GUIDELINES FOR APPROPRIATE SETTING MATERIALS</p>	<p>1.0800 SF per PC 1.33 LB per SF 1.44 LB per PC 16 PC per BX 17.28 SF per BX 22.98 LB per BX</p>	<p>\$ 45.00 S/F</p> <p></p>
	GJGTAMBUGB	<p>TAMBOURINE TRAPS BUGLE BLUE BLEND MIXED FINISH GLASS MOSAIC INTERLOCKING SHEET SHEET COVERAGE AREA: 13-9/16" x 12-7/8" x 1/8" (1.2100 SF/PC)</p> <p>Mixed finish glass, matte tumbled and gloss, wall only.</p> <p>TECH SPECS: REFER TO INSTALLATION GUIDELINES FOR APPROPRIATE SETTING MATERIALS WALL ONLY</p>	<p>1.2100 SF per PC</p>	<p>\$ 40.00 S/F</p> <p></p>
	GJGTAMWATER	<p>TAMBOURINE TRAPS WATERCOLOR WHITE BLEND MIXED FINISH GLASS MOSAIC INTERLOCKING SHEET SHEET COVERAGE AREA: 13-9/16" x 12-7/8" x 1/8" (1.2100 SF/PC)</p> <p>Mixed finish glass, matte tumbled and gloss, wall only.</p> <p>TECH SPECS: WALL ONLY REFER TO INSTALLATION GUIDELINES FOR APPROPRIATE SETTING MATERIALS</p>	<p>1.2100 SF per PC</p>	<p>\$ 40.00 S/F</p> <p></p>

BX (IN BOLD), SOLD IN FULL BOXES
 TEAL, SPECIAL ORDER ITEMS
 PURPLE, IN-HOUSE FABRICATION

LOT PHOTO APPROVAL
 INSTALLATION GUIDELINES

COMMODITY PRICING
 CUSTOM CUTTING

JAZZ GLASS™

GLASS



IMAGE	CODE	DESCRIPTION	LIST	U/M
	<p>GJGTPBUGLEB</p>	<p>TUXEDO PARK BUGLE BLUE BLEND GLOSS GLASS MOSAIC INTERLOCKING SHEET SHEET COVERAGE AREA: 10-13/16" x 12 1/4" x 1/8" (0.9200 SF/PC)</p> <p>TECH SPECS: REFER TO INSTALLATION GUIDELINES FOR APPROPRIATE SETTING MATERIALS TECH SPECS: SUITABLE FOR LIGHT TRAFFIC FLOORS</p>	<p>0.9200 SF per PC</p>	<p>\$ 40.00 S/F</p>
	<p>GJGTPWATER</p>	<p>TUXEDO PARK WATERCOLOR WHITE BLEND GLOSS GLASS MOSAIC INTERLOCKING SHEET SHEET COVERAGE AREA: 10-13/16" x 12 1/4" x 1/8" (0.9200 SF/PC)</p> <p>TECH SPECS: SUITABLE FOR LOW TRAFFIC RESIDENTIAL FLOORS REFER TO INSTALLATION GUIDELINES FOR APPROPRIATE SETTING MATERIALS</p>	<p>0.9200 SF per PC</p>	<p>\$ 40.00 S/F</p>

BX (IN BOLD), SOLD IN FULL BOXES
 TEAL, SPECIAL ORDER ITEMS
 PURPLE, IN-HOUSE FABRICATION

LOT PHOTO APPROVAL
 INSTALLATION GUIDELINES

COMMODITY PRICING
 CUSTOM CUTTING



Jazz Glass Collection Installation Guidelines for the Professional Installer

The Jazz Glass Collection is offered in mosaic and field formats in stained glass and metallic glass.

- Not all Jazz Glass patterns are suitable for floor applications.
- Not all Jazz Glass patterns are suitable for wet applications.
- Jazz Club Water Jet patterns are not suitable for floor applications unless specifically noted.
- Please refer to the table provided to identify your particular Jazz Glass format for usage and setting materials requirements.

Read in full prior to commencing installation! If you are unclear on any of these details please contact your sales consultant for clarification prior to proceeding.

Always use caution when working with glass – wear protective eyewear and gloves when cutting and handling glass!

Familiarity with the most current version of the TCNA Handbook¹ is highly recommended prior to commencing installation of Jazz Glass. The GLASS TILE SELECTION AND INSTALLATION GUIDE found in the TCNA Handbook will assist you in understanding the particular characteristics of glass tile and mosaic.

Acceptable Substrates

Floors:

Concrete-cured 28-days (TCNA F111, F112)

EGP Plywood and CBU (TCNA F144)

Walls:

Tile Backer Board (TCNA W244C)

Gypsum Wallboard and Primed Plaster (TCNA W221, W243)

3-Coat Mortar Beds (TCNA W231/W241)

Applications and Recommended Setting Materials→	Usage Recommendations					Membrane	Setting Mortars					Grouts		Caulk	
	Residential Light Traffic Floors	Dry Interior Walls Only	All Interior Walls	Standard or Steam Shower	Interior or Exterior Pool		Mapei Mapelastic AquaDefense (water-proofing and crack-isolation membrane)	Mapei Kerabond/Keralastic System	Mapei Adesilex P10 w/keraply Additive	Mapei Granirapid System	Mapei Planicrete W	Litokol Liteelastic	Un-Sanded Grout: Mapei Keracolor U		Sanded Grout: Mapei Ultracolor Plus
Jazz Glass Pattern or Format↓															
3x3 Field Tile						•	•	•	•	•		•	•	•	•
Dapper Daisy (grey/beige blend)	•		•	•	•	•	•	•	•	•		•	•	•	•
Dapper Daisy (blue/silver & white/silver blends)		•													
Estrella (all stained glass)	•		•	•	•	•	•	•	•	•		•	•	•	•
Estrella (silver blend)		•													
Flapper Floral	•		•	•	•	•	•	•	•	•		•	•	•	•
Foliage	•		•	•	•	•	•	•	•	•		•	•	•	•
Hip Herringbone															
Lena	•		•	•	•	•	•	•	•	•		•	•	•	•
Little Satch	•		•	•	•	•	•	•	•	•		•	•	•	•
Louis Linear		•													
Miles Modular (all stained glass)	•		•	•	•	•	•	•	•	•		•	•	•	•
Miles Modular (coltrane cream w/gold)		•													
Ragtime Lines												•	•	•	•
Ragtime Squares												•	•	•	•
Satchmo Sticks			•	•	•	•	•	•	•	•		•	•	•	•
Satchmo Sticks Blends			•	•	•	•	•	•	•	•		•	•	•	•
Treble			•	•	•	•	•	•	•	•		•	•	•	•
Jazz Club Tailored To Water Jet (all stained glass)			•	•	•	•	•	•	•	•		•	•	•	•
Jazz Club Tailored To Water Jet (with metallic glass)		•										•	•	•	•
Jazz Club Tailored To Field Tile (stained glass)			•	•	•	•	•	•	•	•		•	•	•	•
Jazz Club Tailored To Field Tile (metallic glass)		•										•	•	•	•

Mapei Ultracolor Plus: Ultracolor Plus is suitable for grout joints as small as 1/16" (and up to 3/8"), making it well suited to the 1/8" thickness of Jazz Glass, as well as the irregular grout joint size within those patterns for which it is recommended.

Membrane Notes:

No membrane recommendation is made for those formats that require Mapei Planicrete W for installation. These formats are not suitable for wet areas or floor applications. When used properly, Planicrete W does work as a crack-isolation membrane.

- If using another setting material check with the manufacturer regarding the suitability of the product for the installation of the glass tile format selected.
- Two-part setting systems, dry powder in bag and liquid latex in bucket, generally afford a greater level of flexibility and bond strength than one-part systems.
- Some thin sets (e.g. 1-part polymer modified systems) may be appropriate for the installation of glass mosaics, they may not be suitable for large format (3x3 and larger) glass tile installations.

¹ TCNA Handbook for Ceramic, Glass, and Stone Tile Installation is published annually and updated bi-annually. www.tileusa.com



General Installation Guidelines

Mock Up

Doing a small mock up installation may prove helpful in familiarizing oneself with handling the thin format glass mosaics as well as confirming the suitability and working qualities of the setting materials selected.

Cutting Tips

- Using a straight edge and glass cutting tool score the face of the glass mosaic and then snap off the individual pieces
- Wet-Saw or Gemini Ring Saw – tape the face of the mosaic sheet where it is to be cut to stabilize the pieces. Cut slowly.
- Exposure to water during cutting will re-activate the glue holding the pieces in place. It is recommended that you place the cut sheet on a flat surface and allow the glue to dry prior to installation.

Always use caution when working glass – wear protective eyewear and gloves when cutting and handling glass!

Installation of Jazz Glass







1. All walls should be plumb, square and free of movement.
2. Open boxes of mosaics, check and sort for color variation. Individual sheets of Jazz Glass are separated by clear plastic sheeting – remove clear plastic prior to installation.
3. *Dry lay the material and make any necessary cuts prior to commencing installation.*
4. Use the flat side of 3/16” v-notch trowel to embed the thinset into the substrate.
5. Add additional thinset using the notched side of the trowel and comb the thinset in one direction to establish the proper depth.
6. Using the flat side of the trowel flatten out the ridges of thinset on the substrate.
7. Wipe off the back of the mosaic sheet with a clean dry cloth. Do not wet the mosaic prior to setting.
8. Back Butter each sheet with additional thinset using the flat side of the trowel, make sure you have 100% coverage on the back of each mosaic sheet. If full coverage is not achieved, trowel marks and imperfections in the setting bed may be visible through the glass tile or other failure may occur in the completed installation.
9. Place the mosaic sheet into the setting bed and using a grout float gently tap the surface of the mosaic sheet to achieve full contact between the mosaic and the mortar.
10. Grout joints between mosaic sheets should be the same as joints within the sheets. Particular attention should be paid to the joints between sheets – adjusting individual pieces if necessary to produce a ‘seamless’ installation.
11. Depending on the grout joint in the particular pattern being installed, Artistic Tile recommends using either a sanded or an un-sanded grout such as Mapei Keracolor U or Mapei Ultracolor Plus Sanded. Please refer to the table on page 1 for specific recommendations by pattern.
12. 3” x 9” Field Tile – Artistic Tile recommends a minimum 1/8” grout joint for Jazz Glass field tile.
13. Install movement joints according to TCNA EJ171². Proper movement joint placement should be determined prior to installation, keeping these joints free of setting material through the installation and grouting process. Artistic Tile recommends that movement joints be filled with Mapei Keracaulk, or other matching tile caulk.

If you are unclear on any of these details please contact your sales consultant or our corporate offices (201-864-7000) for technical support prior to proceeding with installation!

Artistic Tile Jazz Glass
Installation Guidelines for the Professional Installer
July 2014



² TCNA Handbook for Ceramic, Glass, and Stone Tile Installation is published annually and updated bi-annually. www.tileusa.com



IMAGE	CODE	DESCRIPTION	LIST	U/M
	GLLANSIL1224	LA LEAF SILVER ANTIQUE GLOSS GLASS 12" x 24" x 5/16" FIELD TILE TECH SPECS: MUST BE INSTALLED WITH MAPEI PLANICRETE 'W' OR LITOKOL LITOELASTIC PER OUR INSTALLATION GUIDELINES	2.0000 SF per PC 4.08 LB per SF 8.16 LB per PC 6 PC per BX 12.00 SF per BX 48.96 LB per BX	\$ 110.00 S/F 
	GLLSILLN	LA LEAF SILVER GLOSS GLASS 3/4" x 24" x 5/16" LINER MOLDING TECH SPECS: MUST BE INSTALLED WITH MAPEI PLANICRETE 'W' OR LITOKOL LITOELASTIC PER OUR INSTALLATION GUIDELINES	2.0000 LF per PC 0.23 LB per LF 0.46 LB per PC 25 PC per BX 50.00 LF per BX 11.50 LB per BX	\$ 54.00 EA 
	GLLSIL1224	LA LEAF SILVER GLOSS GLASS 12" x 24" x 5/16" FIELD TILE TECH SPECS: MUST BE INSTALLED WITH MAPEI PLANICRETE 'W' OR LITOKOL LITOELASTIC PER OUR INSTALLATION GUIDELINES	2.0000 SF per PC 4.08 LB per SF 8.16 LB per PC 6 PC per BX 12.00 SF per BX 48.96 LB per BX	\$ 110.00 S/F 

BX (IN BOLD), SOLD IN FULL BOXES
 TEAL, SPECIAL ORDER ITEMS
 PURPLE, IN-HOUSE FABRICATION

 LOT PHOTO APPROVAL
 INSTALLATION GUIDELINES

 COMMODITY PRICING
 CUSTOM CUTTING



INSTALLATION GUIDELINES FOR THE PROFESSIONAL INSTALLER . PLEASE READ IN FULL PRIOR TO BEGINNING INSTALLATION!

La Leaf Glass is not tempered. Not recommended for high heat applications.

The following instructions are for the installation of LA LEAF GLASS tile of any size.

SUBSTRATE PREPARATION

Glass tile should be installed on walls that have a prepared mortar bed (using the 3-coat method according to ANSI A108.1A or A108.1B) . The use of this method will ensure that all walls are plumb and square.

Refer to the current **TCNA Handbook** for Cement Mortar methods appropriate to the particular job-site application (W201-05; W221-05; W211-05; W231-05; W241-05; B411-05; B414-05; TR418-05; C511-05; SR613-05)

3-coat Mortar Beds must cure for at least 7-days prior to tile installation.

SETTING ADHESIVES

Artistic Tile only recommends using **Mapei Planicrete W** (a two-part flexible setting compound), or product with the same technical characteristic and usage.

INSTALLATION GUIDELINES

1. All walls should be plumb, square and free of movement.
2. Open boxes of tiles, check and sort for color variation.
3. Use the flat side of a ¼"x ¼" square notched trowel to embed the Planicrete W into the substrate.
4. Add additional Planicrete W using the notched side of a plastic trowel and comb the Planicrete W in one direction to establish the proper depth.
5. Wipe off the back of the tile with a clean dry cloth. Do not wet the tile prior to setting.
6. Back Butter each tile with additional Planicrete W using the flat side of a plastic trowel, make sure you have 100% coverage on the back of every tile. If full coverage is not achieved, trowel marks and imperfections in the setting bed may be visible through the glass tile in the completed installation. Use care not to scratch the back of the tile.
7. Apply the tile into the setting bed using a slight twisting motion while applying even pressure on the tile. This should ensure full contact and eliminate any voids in the face of the tile. If you see any voids in the face of the tile remove the tile and apply extra Planicrete W accordingly. Consult setting manufacturer's guidelines regarding maximum setting bed depth.
8. Grout joints should be a minimum of 1/8" between tiles.
9. Glass tile's high expansion and contraction requires the installation of movement joints according to **TCNA EJ171-05**.
10. Refer to Mapei for specific, and current, instructions regarding the use of Planicrete W.
11. Continue with the above procedure for the rest of the tiles. If the setting bed is left too long and skinning occurs (drying of the Planicrete W surface,) remove the old Planicrete W, and reapply with new Planicrete W.

GROUTING

We recommend using an **un-sanded** grout or **StarQuartz Quartz-Lock** urethane grout.

1. Prior to grouting, ensure that **TCNA** guidelines regarding movement joints are followed. **TCNA EJ171** current version.
2. Mix the grout according to manufacturers directions. Allow grout to slake according to manufacturers directions.
3. Using a clean rubber float, apply the grout using even pressure to ensure full even coverage between the joints.
4. Use clean dry cheesecloth for the initial cleaning of the grout off the tile. Cheesecloth will help wick away the moisture in the grout without removing too much of the grout between the joints.
5. Allow grout to set up but Do Not let it completely dry. Using a damp sponge wipe off the tiles and smooth out the grout joints to an even smooth plain.
6. Once the majority of the grout is off the tiles, remove the grout haze with clean dry cheesecloth. Do not allow any haze to remain on the surface of the tiles.



7. If a haze is left on the tile and you cannot remove it with clean water or a clean cloth, let the grout cure for 10 days then use a Sulfamic Acid cleaner such as C-Clean, or Custom Clean. Follow the manufacturer's directions, use a scrub brush or a nylon scrub pad and agitate the haze. If it is a stubborn haze, leave the solution on for 2 to 3 minutes, then agitate with the scrub pad. Rinse thoroughly with clean warm water and allow too dry. A second rinsing may be necessary to completely remove the cleaning solution.

CUTTING AND DRILLING LA LEAF GLASS

1. Score and Snap will yield the most satisfactory results for straight cuts. This may be achieved on a ceramic tile cutter or with a glass scoring tool.
2. Mk Diamond Company makes a blade specifically for cutting glass tiles. It is the 10" MK 215 GL blade. You can go online at, mkdiamond.com and search for a distributor nearest you. A high-speed quality wet saw is also necessary for a clean cut.
3. A **Gemini Ring Saw** may be used to cut glass tile as well and will allow slightly curved cuts.
4. Drilling into the glass requires a water swivel and a small fractional core bit and a carbide or diamond tipped masonry bit.
5. Mark the desired location on the tile (some installers mark the holes on top of Blue Tape). A pilot hole is necessary when using fractional core bits, pilot holes can be made using the carbide or diamond tipped masonry drill bits. Make sure you do not over heat the tile, start the hole slowly.
6. Connect the swivel to the drill then connect the fractional core bit to the swivel. Connect a hose to the swivel and turn on hose slightly, and open the valve on the swivel just enough so water trickles out. Be sure you aim the bit towards a drain or a bucket until you are ready to drill
7. Firmly hold the bit on the desired mark and slowly begin drilling. Increase the speed gradually until the desired depth is attained.
8. If you cannot find a swivel and fractional core bit, use a new carbide or diamond tipped bit and pour cool water on the tile as you drill. The idea is to keep the bit cool as to not over heat the tile and cause cracking. Completely submerging the tile in water when drilling will stabilize the temperature of the tile and help inhibit cracking.
9. Drilling holes in the center of large format glass tile, or drilling multiple holes in close proximity in one tile, may not be possible. Please consider this in your layout.

NOTES


1. Glass is subject to high rates of thermal expansion and contraction. Precautions must be taken to allow for situations where variable rates of movement might occur, e.g. a wall where part is located partially in a heated interior and partially in an unheated exterior.
2. The larger the glass tile, the more crucial the proper use of soft joints.
3. When installing shower doors and other hardware ensure that the hole in the glass is larger than the screw being used and do not over-tighten screws.
4. The use of a gasket material around plumbing fixtures may be desirable to insulate glass from movement.
5. When using a crack isolation or anti-fracture membrane consult manufacturer's specific recommendations for use with impervious tile such as glass or porcelain.
6. These installation instructions are general guidelines only. We cannot anticipate or be responsible for all field conditions or methods of construction. Should you have any questions, you must refer to **TCNA** standards or contact your sales representative prior to commencing with installation.
7. Avoid situations of 'rising dampness' – a condition in which there is moisture penetration from the substrate behind the tile.

SAFETY ALWAYS WEAR SAFETY GLASSES WHEN CUTTING OR DRILLING HOLES | HANDLE GLASS TILES WITH CAUTION | SHARP EDGES COULD CUT YOU. SANDING DOWN THE EDGES WITH FINE GRIT SANDPAPER WILL DULL THE SHARP EDGE | WEAR SAFETY GLOVES AND GLASSES WHEN SANDING.

MURIANI DA VENETZIA



GLASS



IMAGE	CODE	DESCRIPTION	LIST	U/M
	<p>GMVFIAWH</p>	<p>FIAMMATO WHITE GLOSS GLASS 10 13/16" x 12 5/16" x 1/8" WJ MOSAIC</p> <p>TECH SPECS: NOT SUITABLE FOR FLOOR APPLICATIONS. TECH SPECS: FINAL APPEARANCE OF INSTALLATION WILL BE INFLUENCED BY CHOICE OF GROUT COLOR. MOCKUP TO CONFIRM GROUT COLOR</p>	<p>0.9200 SF per PC</p>	<p>\$ 110.00 S/F</p>

BX (IN BOLD), SOLD IN FULL BOXES
TEAL, SPECIAL ORDER ITEMS
PURPLE, IN-HOUSE FABRICATION

 LOT PHOTO APPROVAL
 INSTALLATION GUIDELINES

 COMMODITY PRICING
 CUSTOM CUTTING

SYMPHONY GLASS™

GLASS



IMAGE	CODE	DESCRIPTION	LIST	U/M
	GSG LHAGLIL	LAUREN HARPER AGATE LILAC GLOSS GLASS 11-13/16" x 8-5/8" x 1/8" WJ MOSAIC TECH SPECS: NOT SUITABLE FOR FLOOR APPLICATIONS. TECH SPECS: FINAL APPEARANCE OF INSTALLATION WILL BE INFLUENCED BY CHOICE OF GROUT COLOR. MOCKUP TO CONFIRM GROUT COLOR SELECTION HIGHLY RECOMMENDED.	0.7075 SF per PC 1.28 LB per SF 0.91 LB per PC 15 PC per BX 10.61 SF per BX 13.58 LB per BX	\$ 75.00 S/F
	GSG LHAGWH	LAUREN HARPER AGATE WHITE GLOSS GLASS 11-13/16" x 8-5/8" x 1/8" WJ MOSAIC TECH SPECS: NOT SUITABLE FOR FLOOR APPLICATIONS. TECH SPECS: FINAL APPEARANCE OF INSTALLATION WILL BE INFLUENCED BY CHOICE OF GROUT COLOR. MOCKUP TO CONFIRM GROUT COLOR SELECTION HIGHLY RECOMMENDED.	0.7075 SF per PC 1.28 LB per SF 0.91 LB per PC 15 PC per BX 10.61 SF per BX 13.58 LB per BX	\$ 75.00 S/F
	GSG LHASSWCB	LAUREN HARPER ASSCHER BLUE WATERCOLOR GLOSS GLASS 12" x 12" x 1/8" WJ MOSAIC TECH SPECS: NOT SUITABLE FOR FLOOR APPLICATIONS. TECH SPECS: FINAL APPEARANCE OF INSTALLATION WILL BE INFLUENCED BY CHOICE OF GROUT COLOR. MOCKUP TO CONFIRM GROUT COLOR SELECTION HIGHLY RECOMMENDED.	1.0000 SF per PC 1.21 LB per SF 1.21 LB per PC 15 PC per BX 15.00 SF per BX 18.15 LB per BX	\$ 60.00 S/F
	GSG LHASSWH	LAUREN HARPER ASSCHER WHITE GLOSS GLASS 12" x 12" x 1/8" WJ MOSAIC TECH SPECS: NOT SUITABLE FOR FLOOR APPLICATIONS. TECH SPECS: FINAL APPEARANCE OF INSTALLATION WILL BE INFLUENCED BY CHOICE OF GROUT COLOR. MOCKUP TO CONFIRM GROUT COLOR SELECTION HIGHLY RECOMMENDED.	1.0000 SF per PC 1.21 LB per SF 1.21 LB per PC 15 PC per BX 15.00 SF per BX 18.15 LB per BX	\$ 60.00 S/F
	GSG TRESBLUG	TRESSES BLUE GREY GLOSS GLASS 9-7/8" x 11-7/8" x 1/8" WJ MOSAIC TECH SPECS: NOT SUITABLE FOR FLOOR APPLICATIONS. TECH SPECS: FINAL APPEARANCE OF INSTALLATION WILL BE INFLUENCED BY CHOICE OF GROUT COLOR. MOCKUP TO CONFIRM GROUT COLOR SELECTION HIGHLY RECOMMENDED.	0.8143 SF per PC 1.36 LB per SF 1.11 LB per PC 15 PC per BX 12.22 SF per BX 16.61 LB per BX	\$ 60.00 S/F

BX (IN BOLD), SOLD IN FULL BOXES
 TEAL, SPECIAL ORDER ITEMS
 PURPLE, IN-HOUSE FABRICATION


LOT PHOTO APPROVAL
 INSTALLATION GUIDELINES

COMMODITY PRICING
 CUSTOM CUTTING

SYMPHONY GLASS™

GLASS



IMAGE	CODE	DESCRIPTION	LIST	U/M
	<p>GSGTRESWH</p>	<p>TRESSES WHITE GLOSS GLASS 9'-7/8" x 11'-7/8" x 1/8" WJ MOSAIC</p> <p>TECH SPECS: NOT SUITABLE FOR FLOOR APPLICATIONS. TECH SPECS: FINAL APPEARANCE OF INSTALLATION WILL BE INFLUENCED BY CHOICE OF GROUT COLOR. MOCKUP TO CONFIRM GROUT COLOR SELECTION HIGHLY RECOMMENDED.</p>	<p>0.8143 SF per PC 1.36 LB per SF 1.11 LB per PC 15 PC per BX 12.22 SF per BX 16.61 LB per BX</p>	<p>\$ 60.00 S/F</p>

BX (IN BOLD), SOLD IN FULL BOXES
 TEAL, SPECIAL ORDER ITEMS
 PURPLE, IN-HOUSE FABRICATION



 LOT PHOTO APPROVAL
 INSTALLATION GUIDELINES

 COMMODITY PRICING
 CUSTOM CUTTING

WATER GLASS™

GLASS



IMAGE	CODE	DESCRIPTION	LIST	U/M
	<p>GWATBLM1326</p>	<p>WATER GLASS ANTIQUE BLU SATIN GLASS 13-1/2" x 25-3/4" x 1/4" FIELD TILE</p> <p>TECH SPECS: SUITABLE FOR USE IN WET AREAS, CONVENTIONAL SHOWERS ONLY.</p>	<p>2.4140 SF per PC</p> <p>\$ 82.00 S/F</p>	
	<p>GWATSILM1326</p>	<p>WATER GLASS ANTIQUE SILVER SATIN GLASS 13-1/2" x 25-3/4" x 1/4" FIELD TILE</p> <p>TECH SPECS: SUITABLE FOR USE IN WET AREAS, CONVENTIONAL SHOWERS ONLY.</p>	<p>2.4140 SF per PC</p> <p>\$ 82.00 S/F</p>	

BX (IN BOLD), SOLD IN FULL BOXES
TEAL, SPECIAL ORDER ITEMS
PURPLE, IN-HOUSE FABRICATION



LOT PHOTO APPROVAL



INSTALLATION GUIDELINES



COMMODITY PRICING



CUSTOM CUTTING

CLEANERS

INSTALLATION/MAINTENANCE



IMAGE	CODE	DESCRIPTION	LIST	U/M
	IGTLKEHR24	<p>EPOXY HAZE REMOVER INSTALLATION/MAINTENANCE 24 OZ SPRAY BOTTLE</p> <p>TECH SPECS: **DO NOT APPLY EPOXY HAZE REMOVER UNTIL 24 HOURS HAS ELAPSED AFTER GROUT INSTALL. APPLYING EPOXY HAZE REMOVER SOONER CAN AFFECT RESIN AND CHANGE THE COLOR OF THE GROUT**</p> <p>TECH SPECS: EPOXY HAZE REMOVER SHOULD BE INCLUDED WITH EVERY SALE OF LITOKOL EPOXY GROUT (CRYSTAL TRANSLUCENT OR STARLIKE)</p>	\$ 12.95	EA
	AQGRGAL	<p>AQUAMIX GROUT RELEASE INSTALLATION/MAINTENANCE SEALER/CLEANER 1-GAL BOTTLE</p> <p>A TEMPORARY, WATER SOLUBLE, PRE-GROUT COATING. IT PROVIDES PROTECTION AGAINST GROUT AND MORTAR STAINING AND EASES GROUPT CLEANUP. 1-GAL COVERAGE 300 - 600 SQUARE FEET</p>	\$ 35.00	EA
	AQSC	<p>AQUAMIX SUPER CONCENTRATE CLEANER INSTALLATION/MAINTENANCE SEALER/CLEANER 1-GAL JUG</p> <p>NEUTRAL STONE CLEANER</p> <p>TECH SPECS: RECOMMENDED FOR POLISHED NATURAL STONE</p>	\$ 32.60	EA
	IMUCEPGHRQT	<p>MAPEI ULTRACARE EPOXY HAZE REMOVER INSTALLATION/MAINTENANCE SEALER/CLEANER 1-QT BOTTLE</p> <p>EPOXY GROUT HAZE REMOVER</p> <p>TECH SPECS: COVERAGE APPROXIMATELY 75 - 375 SF PER COAT PER QUART DEPENDING ON STONE TYPE AND METHOD OF APPLICATION</p>	\$ 35.00	EA

BX (IN BOLD), SOLD IN FULL BOXES
TEAL, SPECIAL ORDER ITEMS
PURPLE, IN-HOUSE FABRICATION




LOT PHOTO APPROVAL
 INSTALLATION GUIDELINES

COMMODITY PRICING
 CUSTOM CUTTING

SEALERS

INSTALLATION/MAINTENANCE



IMAGE	CODE	DESCRIPTION	LIST	U/M
	AQSCGAL	<p>AQUAMIX STONE SEALERS CHOICE SEALER INSTALLATION/MAINTENANCE SEALER/CLEANER 1-GAL JUG</p> <p>NATURAL-LOOK PENETRATING SEALER PROVIDING MAXIMUM STAIN PROTECTION; APPROPRIATE FOR FOOD PREPARATION, SERVING AREAS (LASTS UP TO 15 YEARS)</p> <p>TECH SPECS: COVERAGE APPROXIMATELY 300 - 1500 SF PER</p>	\$ 230.40	EA
	AQSCQT	<p>AQUAMIX STONE SEALERS CHOICE SEALER INSTALLATION/MAINTENANCE SEALER/CLEANER 1-QT BOTTLE</p> <p>NATURAL-LOOK PENETRATING SEALER PROVIDING MAXIMUM STAIN PROTECTION; APPROPRIATE FOR FOOD PREPARATION, SERVING AREAS (LASTS UP TO 15 YEARS)</p> <p>TECH SPECS: COVERAGE APPROXIMATELY 75 - 375 SF PER</p>	\$ 75.20	EA
	AQSEGal	<p>AQUAMIX STONE ENHANCER INSTALLATION/MAINTENANCE SEALER/CLEANER 1-GAL BOTTLE</p> <p>A NO-SHEEN, ENHANCED-LOOK, PENETRATING SEALER FORMULATED TO DARKEN AND HIGHLIGHT THE CHARACTER AND BEAUTY OF UNSEALED NATURAL STONE. IT REJUVENATES THE COOR AND IMPROVES THE APPEARANCE OF WORN AND WEATHERED STONE.</p>	\$ 250.00	EA

BX (IN BOLD), SOLD IN FULL BOXES
TEAL, SPECIAL ORDER ITEMS
PURPLE, IN-HOUSE FABRICATION






 LOT PHOTO APPROVAL
 INSTALLATION GUIDELINES

 COMMODITY PRICING
 CUSTOM CUTTING

SETTING MATERIALS

INSTALLATION/MAINTENANCE



IMAGE	CODE	DESCRIPTION	LIST	U/M
	IARFGCBW10LB	ARDEX FG - C BRILLIANT WHITE INSTALLATION/MAINTENANCE GROUT UNSANDED 10-LB BAG 35 - BRILLIANT WHITE TECH SPECS: ARDEX FG-C IS SUITABLE FOR INSTALLATION IN GROUT JOINTS AS WIDE AS 1/4" ON MOST TILE APPLICATIONS. HOWEVER, FOR PORCELAIN TILE APPLICATIONS, ARDEX FG-C	\$ 28.00	EA
	IARFGCCD10LB	ARDEX FG - C CHARCOAL DUST INSTALLATION/MAINTENANCE GROUT UNSANDED 10-LB BAG 23 - CHARCOAL DUST TECH SPECS: ARDEX FG-C IS SUITABLE FOR INSTALLATION IN GROUT JOINTS AS WIDE AS 1/4" ON MOST TILE APPLICATIONS. HOWEVER, FOR PORCELAIN TILE APPLICATIONS, ARDEX FG-C	\$ 28.00	EA
	IARFGCFL10LB	ARDEX FG - C FRESH LILY INSTALLATION/MAINTENANCE GROUT UNSANDED 10-LB BAG 02 - FRESH LILY TECH SPECS: ARDEX FG-C IS SUITABLE FOR INSTALLATION IN GROUT JOINTS AS WIDE AS 1/4" ON MOST TILE APPLICATIONS. HOWEVER, FOR PORCELAIN TILE APPLICATIONS, ARDEX FG-C	\$ 28.00	EA
	IARFGCPW10LB	ARDEX FG - C POLAR WHITE INSTALLATION/MAINTENANCE GROUT UNSANDED 10-LB BAG 01 - POLAR WHITE TECH SPECS: ARDEX FG-C IS SUITABLE FOR INSTALLATION IN GROUT JOINTS AS WIDE AS 1/4" ON MOST TILE APPLICATIONS. HOWEVER, FOR PORCELAIN TILE APPLICATIONS, ARDEX FG-C	\$ 28.00	EA
	IARFGCSS10LB	ARDEX FG - C SILVER SHIMMER INSTALLATION/MAINTENANCE GROUT UNSANDED 10-LB BAG 19 - SILVER SHIMMER TECH SPECS: ARDEX FG-C IS SUITABLE FOR INSTALLATION IN GROUT JOINTS AS WIDE AS 1/4" ON MOST TILE APPLICATIONS. HOWEVER, FOR PORCELAIN TILE APPLICATIONS, ARDEX FG-C	\$ 28.00	EA

BX (IN BOLD), SOLD IN FULL BOXES
TEAL, SPECIAL ORDER ITEMS
PURPLE, IN-HOUSE FABRICATION






 LOT PHOTO APPROVAL
 INSTALLATION GUIDELINES

 COMMODITY PRICING
 CUSTOM CUTTING

SETTING MATERIALS



INSTALLATION/MAINTENANCE



IMAGE	CODE	DESCRIPTION	LIST	U/M
	IARFGCSG10LB	ARDEX FG - C SLATE GRAY INSTALLATION/MAINTENANCE GROUT UNSANDED 10-LB BAG 21 - SLATE GRAY TECH SPECS: ARDEX FG-C IS SUITABLE FOR INSTALLATION IN GROUT JOINTS AS WIDE AS 1/4" ON MOST TILE APPLICATIONS. HOWEVER, FOR PORCELAIN TILE APPLICATIONS, ARDEX FG-C	\$ 28.00	EA
	IARFGCSM10LB	ARDEX FG - C STORMY MIST INSTALLATION/MAINTENANCE GROUT UNSANDED 10-LB BAG 25 - STORMY MIST TECH SPECS: ARDEX FG-C IS SUITABLE FOR INSTALLATION IN GROUT JOINTS AS WIDE AS 1/4" ON MOST TILE APPLICATIONS. HOWEVER, FOR PORCELAIN TILE APPLICATIONS, ARDEX FG-C	\$ 28.00	EA
	IARFGCVL10LB	ARDEX FG - C VINTAGE LINEN INSTALLATION/MAINTENANCE GROUT UNSANDED 10-LB BAG 08 - VINTAGE LINEN TECH SPECS: ARDEX FG-C IS SUITABLE FOR INSTALLATION IN GROUT JOINTS AS WIDE AS 1/4" ON MOST TILE APPLICATIONS. HOWEVER, FOR PORCELAIN TILE APPLICATIONS, ARDEX FG-C	\$ 28.00	EA
	IARFLBW10LB	ARDEX FL GROUT BRILLIANT WHITE INSTALLATION/MAINTENANCE GROUT SANDED 10-LB BAG 35 - BRILLIANT WHITE TECH SPECS: ULTRA PREMIUM, SANDED, FAST-SETTING, POLYMER-MODIFIED, COLOR-CONSISTENT, NONSHRINKING, EFFLORESCENCE-FREE GROUT FOR JOINT WIDTHS FROM	\$ 32.00	EA
	IARFLBW25LB	ARDEX FL GROUT BRILLIANT WHITE INSTALLATION/MAINTENANCE GROUT SANDED 25-LB BAG 35 - BRILLIANT WHITE TECH SPECS: ULTRA PREMIUM, SANDED, FAST-SETTING, POLYMER-MODIFIED, COLOR-CONSISTENT, NONSHRINKING, EFFLORESCENCE-FREE GROUT FOR JOINT WIDTHS FROM	\$ 58.00	EA

BX (IN BOLD), SOLD IN FULL BOXES
TEAL, SPECIAL ORDER ITEMS
PURPLE, IN-HOUSE FABRICATION






 LOT PHOTO APPROVAL
 INSTALLATION GUIDELINES

 COMMODITY PRICING
 CUSTOM CUTTING

SETTING MATERIALS

INSTALLATION/MAINTENANCE



IMAGE	CODE	DESCRIPTION	LIST	U/M
	IARFLCD10LB	<p>ARDEX FL GROUT CHARCOAL DUST INSTALLATION/MAINTENANCE GROUT SANDED 10-LB BAG</p> <p>23 - CHARCOAL DUST</p> <p>TECH SPECS: ULTRA PREMIUM, SANDED, FAST-SETTING, POLYMER-MODIFIED, COLOR-CONSISTENT, NONSHRINKING, EFFLORESCENCE-FREE GROUT FOR JOINT WIDTHS FROM</p>	\$	32.00 EA
	IARFLDG10LB	<p>ARDEX FL GROUT DOVE GRAY INSTALLATION/MAINTENANCE GROUT SANDED 10-LB BAG</p> <p>18 - DOVE GRAY</p>	\$	32.00 EA
	IARFLFL10LB	<p>ARDEX FL GROUT FRESH LILY INSTALLATION/MAINTENANCE GROUT SANDED 10-LB BAG</p> <p>02 - FRESH LILY</p> <p>TECH SPECS: ULTRA PREMIUM, SANDED, FAST-SETTING, POLYMER-MODIFIED, COLOR-CONSISTENT, NONSHRINKING, EFFLORESCENCE-FREE GROUT FOR JOINT WIDTHS FROM</p>	\$	32.00 EA
	IARFLGB10LB	<p>ARDEX FL GROUT GENTLE BLUSH INSTALLATION/MAINTENANCE GROUT SANDED 10-LB BAG</p> <p>28 - GENTLE BLUSH</p>	\$	32.00 EA
	IARFLPW10LB	<p>ARDEX FL GROUT POLAR WHITE INSTALLATION/MAINTENANCE GROUT SANDED 10-LB BAG</p> <p>01 - POLAR WHITE</p> <p>TECH SPECS: ULTRA PREMIUM, SANDED, FAST-SETTING, POLYMER-MODIFIED, COLOR-CONSISTENT, NONSHRINKING, EFFLORESCENCE-FREE GROUT FOR JOINT WIDTHS FROM</p>	\$	32.00 EA

BX (IN BOLD), SOLD IN FULL BOXES
 TEAL, SPECIAL ORDER ITEMS
 PURPLE, IN-HOUSE FABRICATION



LOT PHOTO APPROVAL



COMMODITY PRICING



INSTALLATION GUIDELINES








CUSTOM CUTTING

SETTING MATERIALS

INSTALLATION/MAINTENANCE



IMAGE	CODE	DESCRIPTION	LIST	U/M
	IARFLSS10LB	ARDEX FL GROUT SILVER SHIMMER INSTALLATION/MAINTENANCE GROUT SANDED 10-LB BAG 19 - SILVER SHIMMER TECH SPECS: ULTRA PREMIUM, SANDED, FAST-SETTING, POLYMER-MODIFIED, COLOR-CONSISTENT, NONSHRINKING, EFFLORESCENCE-FREE GROUT FOR JOINT WIDTHS FROM	\$ 32.00	EA
	IARFLSG10LB	ARDEX FL GROUT SLATE GRAY INSTALLATION/MAINTENANCE GROUT SANDED 10-LB BAG 21 - SLATE GRAY TECH SPECS: ULTRA PREMIUM, SANDED, FAST-SETTING, POLYMER-MODIFIED, COLOR-CONSISTENT, NONSHRINKING, EFFLORESCENCE-FREE GROUT FOR JOINT WIDTHS FROM	\$ 32.00	EA
	IARFLSB10LB	ARDEX FL GROUT STONE BEACH INSTALLATION/MAINTENANCE GROUT SANDED 10-LB BAG 13 - STONE BEACH	\$ 32.00	EA
	IARFLSM10LB	ARDEX FL GROUT STORMY MIST INSTALLATION/MAINTENANCE GROUT SANDED 10-LB BAG 25 - STORMY MIST TECH SPECS: ULTRA PREMIUM, SANDED, FAST-SETTING, POLYMER-MODIFIED, COLOR-CONSISTENT, NONSHRINKING, EFFLORESCENCE-FREE GROUT FOR JOINT WIDTHS FROM	\$ 32.00	EA
	IARFLVL10LB	ARDEX FL GROUT VINTAGE LINEN INSTALLATION/MAINTENANCE GROUT SANDED 10-LB BAG 08 - VINTAGE LINEN TECH SPECS: ULTRA PREMIUM, SANDED, FAST-SETTING, POLYMER-MODIFIED, COLOR-CONSISTENT, NONSHRINKING, EFFLORESCENCE-FREE GROUT FOR JOINT WIDTHS FROM	\$ 32.00	EA

BX (IN BOLD), SOLD IN FULL BOXES
TEAL, SPECIAL ORDER ITEMS
PURPLE, IN-HOUSE FABRICATION

 LOT PHOTO APPROVAL

 INSTALLATION GUIDELINES






 COMMODITY PRICING

 CUSTOM CUTTING

SETTING MATERIALS



INSTALLATION/MAINTENANCE



IMAGE	CODE	DESCRIPTION	LIST	U/M
	IARN23WH40LB	ARDEX N23 MICROTEC WHITE INSTALLATION/MAINTENANCE MORTAR THIN SET 40-LB BAG 1/4 x 1/4 x 1/4 Trowel Covers 103 sq. ft. 1/4 x 3/8 x 1/4 Trowel Covers 80 sq. ft. 1/2 x 1/2 x 1/2 Trowel Covers 57.5 sq. ft. TECH SPECS: PREMIUM, RAPID CURE	\$ 100.00	EA
	IARX4WH40LB	ARDEX X4 WHITE INSTALLATION/MAINTENANCE MORTAR THIN SET 40-LB BAG 1/4 x 1/4 x 1/4 Trowel Covers 80 sq. ft. 1/4 x 3/8 x 1/4 Trowel Covers 60 sq. ft. 1/2 x 1/2 x 1/2 Trowel Covers 40 sq. ft. TECH SPECS: SUITABLE FOR MOST STONE & CERAMIC	\$ 40.00	EA
	IARX5WH40LB	ARDEX X5 WHITE INSTALLATION/MAINTENANCE MORTAR MEDIUM BED 40-LB BAG 1/4 x 1/4 x 1/4 Trowel Covers 80 sq. ft. 1/4 x 3/8 x 1/4 Trowel Covers 60 sq. ft. 1/2 x 1/2 x 1/2 Trowel Covers 40 sq. ft. TECH SPECS: MEDIUM-BED AND THIN-SET	\$ 50.00	EA
	IARX77WH40LB	ARDEX X77 MICROTEC WHITE INSTALLATION/MAINTENANCE MORTAR 40-LB BAG LHT (LARGE-HEAVY-TILE MORTAR) SUITABLE FOR TILE OF ALL SIZES (INCLUDING MOSAICS). RECOMMENDED FOR LARGE AND THIN-FORMAT PORCELAIN TILE. 1/4 x 1/4 x 1/4 Trowel Covers 110 sq. ft. 1/4 x 3/8 x 1/4 Trowel Covers 82.5 sq. ft.	\$ 90.00	EA
	IGN200A	CRL GUNTHER EXTRA/BUILD BLACK INSTALLATION/MAINTENANCE ADHESIVE MIRROR MASTIC 10.1 FLUID OUNCE CARTRIDGE FOR THE INSTALLATION OF CHARLESTON MIRROR. COVERAGE 7 - 9 SQUARE FEET PER CARTRIDGE.	\$ 14.00	EA

BX (IN BOLD), SOLD IN FULL BOXES
TEAL, SPECIAL ORDER ITEMS
PURPLE, IN-HOUSE FABRICATION

 LOT PHOTO APPROVAL
 INSTALLATION GUIDELINES

 COMMODITY PRICING
 CUSTOM CUTTING

SETTING MATERIALS

INSTALLATION/MAINTENANCE



IMAGE	CODE	DESCRIPTION	LIST	U/M
	IGTLKLE22	LITOElastic INSTALLATION/MAINTENANCE ADHESIVE 22-LB BUCKET COVERAGE: APPROXIMATELY 60-SQUARE FEET USING A 1/8" TROWEL.. SEE FULL TECHNICAL DETAILS TO CHOOSE THE PROPER TROWEL FOR YOUR PROJECT. TECH SPECS: RECOMMENDED FOR LA LEAF, CHARLESTON MIRROR, AND JAZZ GLASS METALLICS	\$ 176.64	EA
	IMAP10	MAPEI ADESILEX P10 WHITE INSTALLATION/MAINTENANCE MORTAR THIN SET 43-LB BAG PREMIUM GLASS TILE MORTAR. MIX WITH KERAPLY PROFESSIONAL LATEX ADDITIVE FOR TILE MORTAR (ITEM # IMKPLA2). 1/8 x 3/16 x 1/8 Trowel Covers Approx. 80 - 105 sq.ft. 1/4 x 1/4 x 1/4 Trowel Covers Approx. 70 - 85 sq. ft.	\$ 60.00	EA
	IGTFCCQ2GAL14	MAPEI FLEXCOLOR CQ BISCUIT INSTALLATION/MAINTENANCE GROUT 2-GAL BUCKET #14 BISCUIT TECH SPECS: INTERIOR USE ONLY. STANDARD SHOWER USE REQUIRES 3-DAY CURE TIME. NOT SUITABLE FOR USE IN STEAM ROOMS OR SUBMERGED	\$ 175.00	EA
	IGTFCCQ2GAL10	MAPEI FLEXCOLOR CQ BLACK INSTALLATION/MAINTENANCE GROUT 2-GAL BUCKET #10 BLACK TECH SPECS: INTERIOR USE ONLY. STANDARD SHOWER USE REQUIRES 3-DAY CURE TIME. NOT SUITABLE FOR USE IN STEAM ROOMS OR SUBMERGED	\$ 175.00	EA
	IGTFCCQ2GAL27	MAPEI FLEXCOLOR CQ SILVER INSTALLATION/MAINTENANCE GROUT 2-GAL BUCKET #27 SILVER TECH SPECS: INTERIOR USE ONLY. STANDARD SHOWER USE REQUIRES 3-DAY CURE TIME. NOT SUITABLE FOR USE IN STEAM ROOMS OR SUBMERGED	\$ 175.00	EA

BX (IN BOLD), SOLD IN FULL BOXES
TEAL, SPECIAL ORDER ITEMS
PURPLE, IN-HOUSE FABRICATION



LOT PHOTO APPROVAL



INSTALLATION GUIDELINES



COMMODITY PRICING





CUSTOM CUTTING

SETTING MATERIALS



INSTALLATION/MAINTENANCE



IMAGE	CODE	DESCRIPTION	LIST	U/M
	IGTFCCQ2GAL93	MAPEI FLEXCOLOR CQ WARM GREY INSTALLATION/MAINTENANCE GROUT 2-GAL BUCKET #93 WARM GREY TECH SPECS: INTERIOR USE ONLY. STANDARD SHOWER USE REQUIRES 3-DAY CURE TIME. NOT SUITABLE FOR USE IN STEAM ROOMS OR SUBMERGED	\$ 175.00	EA
	IGTFCCQ2GAL00	MAPEI FLEXCOLOR CQ WHITE INSTALLATION/MAINTENANCE GROUT 2-GAL BUCKET #00 WHITE TECH SPECS: INTERIOR USE ONLY. STANDARD SHOWER USE REQUIRES 3-DAY CURE TIME. NOT SUITABLE FOR USE IN STEAM ROOMS OR SUBMERGED	\$ 175.00	EA
	IMGRPDWH2PART	MAPEI GRANIRAPID 2-PART SYSTEM WHITE INSTALLATION/MAINTENANCE MORTAR THIN SET 46-LB BAG MORTAR WITH 2-GAL JUG LATEX ADMIX 2 PART KIT INCLUDES: WHITE (46LBS POWDER) AND JUG (2 GAL LIQUID); PREMIUM, RAPID SETTING, FLEXIBLE TILE MORTAR; ALLOWS GROUTING IN 3 TO 4 HOURS 1/4 x 1/4 x 1/4 Trowel Covers 75 - 90 sq. ft. 1/4 x 3/8 x 1/4 Trowel Covers 55 - 65 sq. ft.	\$ 150.00	EA
	IMGRPDADD	MAPEI GRANIRAPID LIQUID ADDITVE WHITE INSTALLATION/MAINTENANCE 2-GALLON JUG (MAPEI 7052057) MUST BE SOLD WITH IMGRPDWH TECH SPECS: MAPEI GRANIRAPID 2-PART RAPID-CURE SYSTEM ALLOWS GROUTING IN 3 - 4 HOURS. TECH SPECS: E	\$ 83.00	EA
	IMGRPDWH	MAPEI GRANIRAPID POWDER WHITE INSTALLATION/MAINTENANCE MORTAR THIN SET 46-LB BAG Must be sold as a kit with IMGRPDADD liquid 1/4 x 1/4 x 1/4 Trowel Covers Approx. 75 - 90 sq. ft. 1/4 x 3/8 x 1/4 Trowel Covers Approx. 55 - 65 sq. ft. 3/4 x 9/16 x 3/8 Trowel Covers Approx. 25 - 30 sq. ft.	\$ 67.00	EA

BX (IN BOLD), SOLD IN FULL BOXES
TEAL, SPECIAL ORDER ITEMS
PURPLE, IN-HOUSE FABRICATION

 LOT PHOTO APPROVAL
 INSTALLATION GUIDELINES

 COMMODITY PRICING
 CUSTOM CUTTING

SETTING MATERIALS

INSTALLATION/MAINTENANCE



IMAGE	CODE	DESCRIPTION	LIST	U/M
	SMMKBOND	<p>MAPEI KERABOND MORTAR WHITE INSTALLATION/MAINTENANCE MORTAR THIN SET 50-LB BAG</p> <p>1/4 x 1/4 x 1/4 Trowel Covers Approx. 75 - 90 sq. ft. 1/4 x 3/8 x 1/4 Trowel Covers Approx. 55 - 65 sq. ft.</p> <p>TECH SPECS: REQUIRES KERALASTIC ADDITIVE FOR GLASS, PORCELAIN, AND OTHER DIFFICULT TO BOND MATERIALS</p>	\$ 30.50	EA
	IMKBNLSTC2PT	<p>MAPEI KERABOND/KERALASTIC 2-PART SY WHITE INSTALLATION/MAINTENANCE MORTAR THIN SET 50-LB BAG MORTAR/2-GAL JUG ADMIX</p> <p>PREMIUM-GRADE, KERABOND DRY-SET MORTAR/KERALASTIC LATEX ADDITIVE 1/4 x 1/4 x 1/4 Trowel Covers Approx. 75 - 90 sq. ft. 1/4 x 3/8 x 1/4 Trowel Covers Approx. 55 - 65 sq. ft.</p>	\$ 104.80	EA
	IMPBIKCKSN	<p>MAPEI KERACAULK BISCUIT INSTALLATION/MAINTENANCE FLEXIBLE SEALANT 10.5 US OZ CARTRIDGE</p> <p>BISCUIT #14-SANDED</p> <p>TECH SPECS: PREMIIUM SANDED SILICONIZED CAULK</p>	\$ 18.00	EA
	IMPCHCKSN	<p>MAPEI KERACAULK CHARCOAL INSTALLATION/MAINTENANCE FLEXIBLE SEALANT 10.5 US OZ CARTRIDGE</p> <p>CHARCOAL #47 SANDED</p> <p>TECH SPECS: PREMIIUM SANDED SILICONIZED CAULK</p>	\$ 18.00	EA
	IMPWGKCKSN	<p>MAPEI KERACAULK WARM GREY INSTALLATION/MAINTENANCE FLEXIBLE SEALANT 10.5 US OZ CARTRIDGE</p> <p>WARM GREY #93 SANDED</p> <p>TECH SPECS: PREMIIUM SANDED SILICONIZED CAULK</p>	\$ 18.00	EA

BX (IN BOLD), SOLD IN FULL BOXES
 TEAL, SPECIAL ORDER ITEMS
 PURPLE, IN-HOUSE FABRICATION

 LOT PHOTO APPROVAL
 INSTALLATION GUIDELINES

 COMMODITY PRICING
 CUSTOM CUTTING

SETTING MATERIALS

INSTALLATION/MAINTENANCE



IMAGE	CODE	DESCRIPTION	LIST	U/M
	IMPWHKCKSN	MAPEI KERACALUK WHITE INSTALLATION/MAINTENANCE FLEXIBLE SEALANT 10.5 US OZ CARTRIDGE WHITE #00 SANDED TECH SPECS: PREMIIUM SANDED SILICONIZED CAULK	\$ 18.00	EA
	SMGT01S	MAPEI KERACOLOR ALABASTER INSTALLATION/MAINTENANCE GROUT SANDED 10-LB BAG #01 ALABASTER	\$ 18.40	EA
	SMGT38S	MAPEI KERACOLOR AVALANCHE INSTALLATION/MAINTENANCE GROUT SANDED 10-LB BAG #38 AVALANCHE	\$ 18.40	EA
	SMGT14S	MAPEI KERACOLOR BISCUIT INSTALLATION/MAINTENANCE GROUT SANDED 10-LB BAG #14 BISCUIT	\$ 18.40	EA
	SMGT10S	MAPEI KERACOLOR BLACK INSTALLATION/MAINTENANCE GROUT SANDED 10-LB BAG #10 BLACK	\$ 18.40	EA

BX (IN BOLD), SOLD IN FULL BOXES
TEAL, SPECIAL ORDER ITEMS
PURPLE, IN-HOUSE FABRICATION

 LOT PHOTO APPROVAL
 INSTALLATION GUIDELINES

 COMMODITY PRICING
 CUSTOM CUTTING

SETTING MATERIALS



INSTALLATION/MAINTENANCE



IMAGE	CODE	DESCRIPTION	LIST	U/M
	SMGT15S	MAPEI KERACOLOR BONE INSTALLATION/MAINTENANCE GROUT SANDED 10-LB BAG #15 BONE	\$ 18.40	EA
	SMGT05S	MAPEI KERACOLOR CHAMOIS INSTALLATION/MAINTENANCE GROUT SANDED 10-LB BAG #05 CHAMOIS	\$ 18.40	EA
	SMGT47S	MAPEI KERACOLOR CHARCOAL INSTALLATION/MAINTENANCE GROUT SANDED 10-LB BAG #47 CHARCOAL	\$ 18.40	EA
	SMGT103S	MAPEI KERACOLOR COBBLESTONE INSTALLATION/MAINTENANCE GROUT SANDED 10-LB BAG #103 COBBLESTONE	\$ 18.40	EA
	SMGT77S	MAPEI KERACOLOR FROST INSTALLATION/MAINTENANCE GROUT SANDED 10-LB BAG #77 FROST	\$ 18.40	EA

BX (IN BOLD), SOLD IN FULL BOXES
TEAL, SPECIAL ORDER ITEMS
PURPLE, IN-HOUSE FABRICATION

 LOT PHOTO APPROVAL
 INSTALLATION GUIDELINES

 COMMODITY PRICING
 CUSTOM CUTTING

SETTING MATERIALS

INSTALLATION/MAINTENANCE



IMAGE	CODE	DESCRIPTION	LIST	U/M
	SMGT09S	MAPEI KERACOLOR GREY INSTALLATION/MAINTENANCE GROUT SANDED 10-LB BAG #09 GREY	\$ 18.20	EA
	SMGT06S	MAPEI KERACOLOR HARVEST INSTALLATION/MAINTENANCE GROUT SANDED 10-LB BAG #06 HARVEST	\$ 18.40	EA
	SMGT107S	MAPEI KERACOLOR IRON INSTALLATION/MAINTENANCE GROUT SANDED 10-LB BAG #107 IRON	\$ 18.40	EA
	SMGT39S	MAPEI KERACOLOR IVORY INSTALLATION/MAINTENANCE GROUT SANDED 10-LB BAG #39 IVORY	\$ 18.40	EA
	SMGT49S	MAPEI KERACOLOR LIGHT ALMOND INSTALLATION/MAINTENANCE GROUT SANDED 10-LB BAG #49 LIGHT ALMOND	\$ 18.40	EA

BX (IN BOLD), SOLD IN FULL BOXES
TEAL, SPECIAL ORDER ITEMS
PURPLE, IN-HOUSE FABRICATION

 LOT PHOTO APPROVAL

 INSTALLATION GUIDELINES






 COMMODITY PRICING

 CUSTOM CUTTING

SETTING MATERIALS

INSTALLATION/MAINTENANCE



IMAGE	CODE	DESCRIPTION	LIST	U/M
	SMGT42S	MAPEI KERACOLOR MOCHA INSTALLATION/MAINTENANCE GROUT SANDED 10-LB BAG #42 MOCHA	\$	18.40 EA
	SMGT19S	MAPEI KERACOLOR PEARL GREY INSTALLATION/MAINTENANCE GROUT SANDED 10-LB BAG #19 PEARL GREY	\$	18.40 EA
	SMGT02S	MAPEI KERACOLOR PEWTER INSTALLATION/MAINTENANCE GROUT SANDED 10-LB BAG #02 PEWTER	\$	18.40 EA
	SMGT101S	MAPEI KERACOLOR RAIN INSTALLATION/MAINTENANCE GROUT SANDED 10-LB BAG #101 RAIN	\$	18.40 EA
	SMGT11S	MAPEI KERACOLOR SAHARA BEIGE INSTALLATION/MAINTENANCE GROUT SANDED 10-LB BAG #11 SAHARA BEIGE	\$	18.40 EA

BX (IN BOLD), SOLD IN FULL BOXES
TEAL, SPECIAL ORDER ITEMS
PURPLE, IN-HOUSE FABRICATION



LOT PHOTO APPROVAL



INSTALLATION GUIDELINES



COMMODITY PRICING



CUSTOM CUTTING

SETTING MATERIALS

INSTALLATION/MAINTENANCE



IMAGE	CODE	DESCRIPTION	LIST	U/M
	SMGT27S	MAPEI KERACOLOR SILVER INSTALLATION/MAINTENANCE GROUT SANDED 10-LB BAG #27 SILVER	\$	18.40 EA
	SMGT94S	MAPEI KERACOLOR STRAW INSTALLATION/MAINTENANCE GROUT SANDED 10-LB BAG #94 STRAW	\$	18.40 EA
	SMGT104S	MAPEI KERACOLOR TIMBERWOLF INSTALLATION/MAINTENANCE GROUT SANDED 10-LB BAG #104 TIMBERWOLF	\$	18.40 EA
	SMGT93S	MAPEI KERACOLOR WARM GREY INSTALLATION/MAINTENANCE GROUT SANDED 10-LB BAG #93 WARM GREY	\$	18.40 EA
	SMGT00S	MAPEI KERACOLOR WHITE INSTALLATION/MAINTENANCE GROUT SANDED 10-LB BAG #00 WHITE	\$	18.40 EA

BX (IN BOLD), SOLD IN FULL BOXES
TEAL, SPECIAL ORDER ITEMS
PURPLE, IN-HOUSE FABRICATION



LOT PHOTO APPROVAL



COMMODITY PRICING



INSTALLATION GUIDELINES







CUSTOM CUTTING

SETTING MATERIALS

INSTALLATION/MAINTENANCE



IMAGE	CODE	DESCRIPTION	LIST	U/M
	SMGT01U	MAPEI KERACOLOR ALABASTER INSTALLATION/MAINTENANCE GROUT UNSANDED 10-LB BAG ALABASTER #01	\$ 23.80	EA
	SMGT38U	MAPEI KERACOLOR AVALANCHE INSTALLATION/MAINTENANCE GROUT UNSANDED 10-LB BAG AVALANCHE #38	\$ 23.80	EA
	SMGT14U	MAPEI KERACOLOR BISCUIT INSTALLATION/MAINTENANCE GROUT UNSANDED 10-LB BAG BISCUIT #14	\$ 23.80	EA
	SMGT10U	MAPEI KERACOLOR BLACK INSTALLATION/MAINTENANCE GROUT UNSANDED 10-LB BAG BLACK #10	\$ 23.80	EA
	SMGT47U	MAPEI KERACOLOR CHARCOAL INSTALLATION/MAINTENANCE GROUT UNSANDED 10-LB BAG CHARCOAL #47	\$ 23.80	EA

BX (IN BOLD), SOLD IN FULL BOXES
TEAL, SPECIAL ORDER ITEMS
PURPLE, IN-HOUSE FABRICATION



 LOT PHOTO APPROVAL
 INSTALLATION GUIDELINES

 COMMODITY PRICING
 CUSTOM CUTTING

SETTING MATERIALS



INSTALLATION/MAINTENANCE



IMAGE	CODE	DESCRIPTION	LIST	U/M
	SMGT103U	MAPEI KERACOLOR COBBLESTONE INSTALLATION/MAINTENANCE GROUT UNSANDED 10-LB BAG #103 COBBLESTONE	\$ 23.80	EA
	SMGT77U	MAPEI KERACOLOR FROST INSTALLATION/MAINTENANCE GROUT UNSANDED 10-LB BAG FROST #77	\$ 23.80	EA
	SMGT09U	MAPEI KERACOLOR GREY INSTALLATION/MAINTENANCE GROUT UNSANDED 10-LB BAG GREY #09	\$ 23.80	EA
	SMGT107U	MAPEI KERACOLOR IRON INSTALLATION/MAINTENANCE GROUT UNSANDED 10-LB BAG #107 IRON	\$ 23.80	EA
	SMGT39U	MAPEI KERACOLOR IVORY INSTALLATION/MAINTENANCE GROUT UNSANDED 10-LB BAG IVORY #39	\$ 23.80	EA

BX (IN BOLD), SOLD IN FULL BOXES
TEAL, SPECIAL ORDER ITEMS
PURPLE, IN-HOUSE FABRICATION






 LOT PHOTO APPROVAL
 INSTALLATION GUIDELINES

 COMMODITY PRICING
 CUSTOM CUTTING

SETTING MATERIALS

INSTALLATION/MAINTENANCE



IMAGE	CODE	DESCRIPTION	LIST	U/M
	SMGT44U	MAPEI KERACOLOR PALE UMBER INSTALLATION/MAINTENANCE GROUT UNSANDED 10-LB BAG PALE UMBER #44	\$ 23.80	EA
	SMGT19U	MAPEI KERACOLOR PEARL GREY INSTALLATION/MAINTENANCE GROUT UNSANDED 10-LB BAG PEARL GREY #19	\$ 23.80	EA
	SMGT02U	MAPEI KERACOLOR PEWTER INSTALLATION/MAINTENANCE GROUT UNSANDED 10-LB BAG PEWTER #02	\$ 23.80	EA
	SMGT101U	MAPEI KERACOLOR RAIN INSTALLATION/MAINTENANCE GROUT UNSANDED 10-LB BAG #101 RAIN	\$ 23.80	EA
	SMGT11U	MAPEI KERACOLOR SAHARA BEIGE INSTALLATION/MAINTENANCE GROUT UNSANDED 10-LB BAG SAHARA BEIGE #11	\$ 23.80	EA

BX (IN BOLD), SOLD IN FULL BOXES
TEAL, SPECIAL ORDER ITEMS
PURPLE, IN-HOUSE FABRICATION

 LOT PHOTO APPROVAL

 INSTALLATION GUIDELINES

 COMMODITY PRICING

 CUSTOM CUTTING

SETTING MATERIALS

INSTALLATION/MAINTENANCE



IMAGE	CODE	DESCRIPTION	LIST	U/M
	SMGT27U	MAPEI KERACOLOR SILVER INSTALLATION/MAINTENANCE GROUT UNSANDED 10-LB BAG SILVER #27	\$ 23.80	EA
	SMGT94U	MAPEI KERACOLOR STRAW INSTALLATION/MAINTENANCE GROUT UNSANDED 10-LB BAG STRAW #94	\$ 23.80	EA
	SMGT104U	MAPEI KERACOLOR TIMBERWOLF INSTALLATION/MAINTENANCE GROUT UNSANDED 10-LB BAG #104 TIMBERWOLF	\$ 23.80	EA
	SMGT93U	MAPEI KERACOLOR WARM GREY INSTALLATION/MAINTENANCE GROUT UNSANDED 10-LB BAG WARM GREY #93	\$ 23.80	EA
	SMGT00U	MAPEI KERACOLOR WHITE INSTALLATION/MAINTENANCE GROUT UNSANDED 10-LB BAG WHITE #00	\$ 19.30	EA

BX (IN BOLD), SOLD IN FULL BOXES
TEAL, SPECIAL ORDER ITEMS
PURPLE, IN-HOUSE FABRICATION



LOT PHOTO APPROVAL



INSTALLATION GUIDELINES



COMMODITY PRICING




CUSTOM CUTTING

SETTING MATERIALS

INSTALLATION/MAINTENANCE



IMAGE	CODE	DESCRIPTION	LIST	U/M
	SMMKLASTIC	MAPEI KERALASTIC WHITE INSTALLATION/MAINTENANCE ADDITIVE 2-GAL JUG FOR USE AS AN ADDITIVE WITH MAPEI KERABOND DRY SET MORTAR	\$ 74.30	EA
	IMKPLA2	MAPEI KERAPLY LATEX ADDITIVE WHITE INSTALLATION/MAINTENANCE ADDITIVE 2.0 GAL JUG MIX WITH MAPEI ADESILEX P10	\$ 42.00	EA
	IMPXY410GAL3	MAPEI KERAPOXY 410 INSTALLATION/MAINTENANCE ADHESIVE EPOXY 3-GAL BUCKET 1/4 x 1/4 x 1/4 Trowel Covers Approx. 27 sq. ft. 1/4 x 3/8 x 1/4 Trowel Covers Approx. 18 sq. ft. TECH SPECS: Solvent-free, 100%-solids epoxy setting mortar	\$ 235.00	EA
	IMKPXYBIGAL	MAPEI KERAPOXY INSTALLATION/MAINTENANCE ADHESIVE EPOXY 1-GAL KIT BISCUIT #14 When used as mortar: 1/4 x 1/4 x 1/4 Trowel Covers Approx. 18 sq. ft. 5/32 x 5/32 V-notch Trowel Covers Approx. 40 sq. ft.	\$ 110.00	EA
	IMKPXYWHGAL	MAPEI KERAPOXY INSTALLATION/MAINTENANCE ADHESIVE EPOXY 1-GAL KIT WHITE #00 When used as mortar: 1/4 x 1/4 x 1/4 Trowel Covers Approx. 18 sq. ft. 5/32 x 5/32 V-notch Trowel Covers Approx. 40 sq. ft.	\$ 110.00	EA

BX (IN BOLD), SOLD IN FULL BOXES
TEAL, SPECIAL ORDER ITEMS
PURPLE, IN-HOUSE FABRICATION



LOT PHOTO APPROVAL



INSTALLATION GUIDELINES



COMMODITY PRICING








CUSTOM CUTTING

SETTING MATERIALS



INSTALLATION/MAINTENANCE



IMAGE	CODE	DESCRIPTION	LIST	U/M
	IMAD01953GAL	MAPEI MAPELASTIC AQUADEFENSE INSTALLATION/MAINTENANCE MEMBRANE 1-GAL BUCKET Premium waterproofing and crack-isolation membrane TECH SPECS: Approx. Coverage: 60 square feet. Coverage shown is for estimating purposes only. Actual job site coverages may vary.	\$ 125.00	EA
	AIAPLCW2	MAPEI PLANICRETE W 2-PART FLEXIBLE WHITE INSTALLATION/MAINTENANCE ADHESIVE R2 REACTIVE RESIN 1.8 GAL KIT REQUIRED FOR METALLIC GLASS INSTALLATION; 1/4 X 1/4 X 1/4 TROWEL COVERS APPROXIMATELY 25-35 SF; 5/32 X 5/32 TROWEL COVERS APPROXIMATELY 60-65 SF **LX PRICING**	\$ 252.00	EA
	SMMA1	MAPEI TYPE 1 MASTIC WHITE INSTALLATION/MAINTENANCE ADHESIVE MASTIC 3 1/2 GAL CONTAINER TECH SPECS: DO NOT USE FOR THE INSTALLATION OF NATURAL STONE	\$ 70.00	EA
	IMUCPB10LB	MAPEI ULTRACOLOR PLUS BISCUIT INSTALLATION/MAINTENANCE GROUT SANDED 10-LB BAG ULTRACOLOR PLUS FA BISCUIT #14 TECH SPECS: Ultra premium, sanded, fast-setting, polymer-modified, color-consistent, nonshrinking, efflorescence-free grout for joint widths from 1/16" to 1" (1,5 mm to	\$ 30.00	EA
	IMUCPCB10LB	MAPEI ULTRACOLOR PLUS COBBLESTONE INSTALLATION/MAINTENANCE GROUT SANDED 10-LB BAG COBBLESTONE #103 ULTRACOLOR PLUS FA TECH SPECS: Ultra premium, sanded, fast-setting, polymer-modified, color-consistent, nonshrinking,	\$ 30.00	EA

BX (IN BOLD), SOLD IN FULL BOXES
TEAL, SPECIAL ORDER ITEMS
PURPLE, IN-HOUSE FABRICATION






 LOT PHOTO APPROVAL
 INSTALLATION GUIDELINES

 COMMODITY PRICING
 CUSTOM CUTTING

SETTING MATERIALS

INSTALLATION/MAINTENANCE



IMAGE	CODE	DESCRIPTION	LIST	U/M
	IMUCPFR10LB	<p>MAPEI ULTRACOLOR PLUS FROST INSTALLATION/MAINTENANCE GROUT SANDED 10-LB BAG</p> <p>FROST #77</p> <p>TECH SPECS: Ultra premium, sanded, fast-setting, polymer-modified, color-consistent, nonshrinking, efflorescence-free grout for joint widths from 1/16" to 1" (1,5 mm to</p>	\$ 30.00	EA
	IMUCPIR10LB	<p>MAPEI ULTRACOLOR PLUS IRON INSTALLATION/MAINTENANCE GROUT SANDED 10-LB BAG</p> <p>IRON #107 ULTRACOLOR PLUS FA</p> <p>TECH SPECS: Ultra premium, sanded, fast-setting, polymer-modified, color-consistent, nonshrinking,</p>	\$ 30.00	EA
	IMUCPIV10LB	<p>MAPEI ULTRACOLOR PLUS IVORY INSTALLATION/MAINTENANCE GROUT SANDED 10-LB BAG</p> <p>#39</p> <p>TECH SPECS: Ultra premium, sanded, fast-setting, polymer-modified, color-consistent, nonshrinking, efflorescence-free grout for joint widths from 1/16" to 1" (1,5 mm to</p>	\$ 30.00	EA
	IMUCPRN10LB	<p>MAPEI ULTRACOLOR PLUS RAIN INSTALLATION/MAINTENANCE GROUT SANDED 10-LB BAG</p> <p>RAIN #101 ULTRACOLOR PLUS FA</p> <p>TECH SPECS: Ultra premium, sanded, fast-setting, polymer-modified, color-consistent, nonshrinking,</p>	\$ 30.00	EA
	IMUCPTW10LB	<p>MAPEI ULTRACOLOR PLUS TIMBERWOLF INSTALLATION/MAINTENANCE GROUT SANDED 10-LB BAG</p> <p>TIMBERWOLF #104 ULTRACOLOR FA</p> <p>TECH SPECS: Ultra premium, sanded, fast-setting, polymer-modified, color-consistent, nonshrinking,</p>	\$ 30.00	EA

BX (IN BOLD), SOLD IN FULL BOXES
TEAL, SPECIAL ORDER ITEMS
PURPLE, IN-HOUSE FABRICATION






 LOT PHOTO APPROVAL
 INSTALLATION GUIDELINES

 COMMODITY PRICING
 CUSTOM CUTTING

SETTING MATERIALS

INSTALLATION/MAINTENANCE



IMAGE	CODE	DESCRIPTION	LIST	U/M
	IMUCPWG10LB	MAPEI ULTRACOLOR PLUS WARM GREY INSTALLATION/MAINTENANCE GROUT SANDED 10-LB BAG ULTRACOLOR PLUS FA WARM GREY #93 TECH SPECS: Ultra premium, sanded, fast-setting, polymer-modified, color-consistent, nonshrinking, efflorescence-free grout for joint widths from 1/16" to 1" (1,5 mm to	\$ 30.00	EA
	IMUCPWH10LB	MAPEI ULTRACOLOR PLUS WHITE INSTALLATION/MAINTENANCE GROUT SANDED 10-LB BAG ULTRACOLOR PLUS FA WHITE #00 TECH SPECS: Ultra premium, sanded, fast-setting, polymer-modified, color-consistent, nonshrinking, efflorescence-free grout for joint widths from 1/16" to 1" (1,5 mm to	\$ 30.00	EA
	SMTSUF2	MAPEI ULTRAFLEX 2 WHITE INSTALLATION/MAINTENANCE MORTAR THIN SET 50-LB BAG 1/4 x 1/4 x 1/4 Trowel Coverx Approx. 75 - 90 sq. ft. 1/4 x 3/8 x 1/4 Trowel Covers Approx. 55 - 65 sq. ft. TECH SPECS: SUITABLE FOR MOST STONE & CERAMIC INSTALLATIONS	\$ 41.30	EA
	IMUFLFTWH50LB	MAPEI ULTRAFLEX LFT WHITE INSTALLATION/MAINTENANCE MORTAR MEDIUM BED 50-LB BAG Premium Large-Format Tile Mortar with Polymer 1/4 x 1/4 x 1/4 Trowel Covers 85 - 95 sq.ft. 1/4 x 3/8 x 1/4 Trowel Covers 65 - 75 sq.ft. 1/2 x 1/2 x 1/2 Trowel Covers 40 - 50 sq.ft. 3/4 x 9/16 x 3/8 Trowel Covers 35 - 40 sq.ft.	\$ 50.00	EA
	IGTLKCG11	STAINMASTER CRYSTAL TRANSLUCENT INSTALLATION/MAINTENANCE GROUT 11- LB BUCKET CODE C.350 A translucent grout comprised of tiny, hollow glass beads, which causes it to reflect and refract light. TECH SPECS: CHAMELEON GROUT EFFECT FOR USE WITH GLASS TILE AND MOSAICS INCLUDE EPOXY HAZE REMOVER WITH ALL CRYSTAL TRANSLUCENT SALES	\$ 143.84	EA

BX (IN BOLD), SOLD IN FULL BOXES
TEAL, SPECIAL ORDER ITEMS
PURPLE, IN-HOUSE FABRICATION



LOT PHOTO APPROVAL



INSTALLATION GUIDELINES



COMMODITY PRICING



CUSTOM CUTTING

SETTING MATERIALS

INSTALLATION/MAINTENANCE



IMAGE	CODE	DESCRIPTION	LIST	U/M
	<p>IGTLKCG5</p>	<p>STAINMASTER CRYSTAL TRANSLUCENT INSTALLATION/MAINTENANCE GROUT 5.5 POUND BUCKET</p> <p>ITEM CODE C.350 A translucent grout comprised of tiny, hollow glass beads, which causes it to reflect and refract light.</p> <p>TECH SPECS: CHAMELEON GROUT EFFECT FOR USE WITH GLASS TILE AND MOSAICS INCLUDE EPOXY HAZE REMOVER WITH ALL CRYSTAL TRANSLUCENT SALES</p>	<p>\$ 82.20</p>	<p>EA</p>

BX (IN BOLD), SOLD IN FULL BOXES
TEAL, SPECIAL ORDER ITEMS
PURPLE, IN-HOUSE FABRICATION



LOT PHOTO APPROVAL



COMMODITY PRICING



INSTALLATION GUIDELINES



CUSTOM CUTTING



LITOELASTIC

HIGH-PERFORMING, TWO-COMPONENT EPOXY-POLYURETHANE WHITE REACTIVE ADHESIVE FOR THE LAYING OF CERAMIC TILES, MOSAICS, NATURAL AND RECONSTRUCTED STONE



DESCRIPTION

Two-component reactive adhesive Component A consists of inert load, epoxy-polyurethane synthetic resins featuring a fine grain size and organic additives. Component B consists of organic catalysts.

PACKAGING

5 kg buckets (A + B) Standard pallet 450 kg
10 kg buckets (A + B) Standard pallet 400 kg

EN 12004 CLASSIFICATION

LITOELASTIC

Clase R2T

Improved reactive adhesive with no vertical slip

FIELDS OF APPLICATION

Suitable for the contemporary bonding and waterproofing of all types of ceramic tiles, mosaics and natural stone,

also unstable to dampness, such as: green marble, slate and pietra serena for indoor and outdoor flooring and wall applications on elastic and vibrant wood-panel type substrates or metal surfaces. See chart. Typical examples of application involve:

- The bonding and waterproofing of ceramic tiles and mosaics on wood kitchen tops;
- The bonding of mosaics and ceramic tiles on metallic surfaces for the production of prefabricated bathrooms;
- The bonding of mosaics and fillets consisting of extruded polystyrene panels used in saunas, hammam and wellness centres;
- The bonding and waterproofing of ceramic tiles and mosaics at floor-level ducts and shower drains;
- The bonding of slabs in marble resin;
- The bonding of ceramic tiles on metal staircases.

SUBSTRATES	MINIMUM TIME OF CURING	MAXIMUM RESIDUAL MOISTURE	GENERAL CONDITIONS OF USE
Cement-based screeds	28 days	3%	Clean solid and compact. Free of cracks or splitting. On floors and ceilings. Sufficiently cured.
Screeds in LITOCEM	24 hours	3%	
Anhydrite screeds	-	< 0.5%	
Concrete	6 months	-	
Cement-based plasters	1 week per cm. of thickness	-	
Gypsum-based plasters	-	< 0.5%	

DILATION JOINTS

Dilation joints have the function to interrupt the continuity of the tiled surface in order to compensate for dimensional variations and deformations affecting multilayer system consisting of tiles, of the adhesive and of the substrate.

The joints must always involve both the bed layer and the tiles.

RECOMMENDED FRACTIONING	COATINGS	FLOORS
	Areas from 6x6 m up to 10x10 m	Areas from 3x3 m up to 5x5 m
JOINT WIDTH	Pavements: ≥ 6 mm Covering: 6 mm (never < 3 mm)	Areas 3x3 10 mm Areas 5x5 12-13 mm
SUITABLE PRODUCTS FOR SEALING	<ul style="list-style-type: none"> • Profiles in PVC, aluminium, steel based on the use. • Silicone sealants 	Silicone sealants

MIXING PROPORTIONS

Component A 9.2 parts by weight - Component B 0.8 parts by weight
The two components are pre-dosed each in their own packaging

PREPARING THE MIXTURE

Pour the Component B (catalyst) over Component A (mixture)

It is recommended to pour the entire content of the catalyst contained in the package. Mix by using the electric drill equipped with mixing paddle until obtaining a homogeneous and clot-free mixture. It is not recommended to carry out the mixing by hand. The packages of the 2 components are previously dosed so as to avoid any mixing errors.

APPLICATION

Apply the product with a notched trowel. The notches of the trowel must be chosen based on the size of the tiles to be laid. In any case, it must allow a wetting of the reverse side of the tiles by 65-70% in the case of indoor installation and by 100% in case of outdoor installation, for floors subject to heavy traffic or particularly stressed.

To obtain the simultaneous waterproofing of the surface, you can proceed in two ways:

1 - Apply the product with a smooth trowel with a thickness of about 2 mm and apply an additional quantity of adhesive immediately after with the notched side of the trowel, leaving a continuous 1 mm thick layer of the product. This layer must be maintained during the laying of the tiles.

2 - Create a levelling of at least 1 mm thick and then, when the product is dry enough to be stepped on (though not beyond 24 hours), paste the ceramic tiles using the notched trowel.

INSTALLATION OF THE TILES

The tiles are laid on the adhesive applying a consistent pressure to ensure contact with the adhesive before its drying up which will occur after 50 minutes. The time of workability of the product in normal temperature and humidity conditions is approximately 1 hour. High temperatures will shorten these times, lower temperatures will lengthen them. The tiles must be laid creating joints with widths suitable to their

format. The installation with united joints (juxtaposed tiles) is not recommended. During installation, respect any expansion or splitting joints. Leave a space of at least 5 mm at the walls or at any surface elevation. The ceramic surface must be protected for at least 24 hours from any washing away. The commissioning of tiled surfaces can take place after approximately 7 days.

GROUTING OF TILED SURFACES

The joints between the tiles may be sealed after about 24 hours. Cement-based LITOCHROM 0-2, LITOCHROM 1-6, LITOCHROM 3-15, LITOCHROM FLEX 3-10 sealants or two-component LITOCHROM STARLIKE e EPOXYSTUK X90 epoxy sealants may be used for the sealing.

WARNINGS

- Do not add lime, cement or water to the product.
- Apply the product with a temperature range between +10° C and +30° C.
- Do not apply the product on moist surfaces or subject to rising dampness.
- Do not use the product for applications not found in this technical sheet.
- Consult the chart for a correct choice.

IDENTIFICATION DATA	
Appearance	COMPONENT A: Dense mixture
	COMPONENT B: Dense liquid
Colour	COMPONENT A: White
	COMPONENT B: Beige
EN 12004 CLASSIFICATION	R2T - Improved reactive adhesive with no vertical slip
Custom classification	3506 91 00
Preservation time	24 months in its original packaging. Protect from frost

PERFORMANCE	
Shear adhesion at initial cutting (EN 12003)	> 2 N/mm ²
Shear adhesion after water immersion (EN 12003)	> 2 N/mm ²
Shear adhesion after thermal shock (EN 12003)	> 2 N/mm ²
Flexibility	Yes
Application temperatures	From -40°C to +100°C
Resistance to acids	Good
Resistance to acids	Good

APPLICATION DATA				
Mixture life	Approx. 1 hour at T=+23°C			
Admitted application temperatures	From +10°C to +30°C			
Time open (EN 1346)	> 0,5 N/mm ² after 50 minutes			
Setting	Approx. 1 hour			
Cleaning the tools and residues	Use ethyl alcohol or acetone before it dries up			
Consumptions	Tile sizes (cm)		Recommended trowel (mm)	Consumption (kg/m²)
	1x1	5x5	4	2 - 2.5
	10x10	15x15	6	2.5
	15x20	25x25	6 - 8	2.5 - 3
	25x33	33x33	8 - 10	3 - 3.5
	30x45	45x45	10 double coating	4 - 5
	50x50	60x60		
	OTHER			
Can be stepped on	24 hours			
Waiting time before commissioning	7 days			
Waiting time before grouting	Approx. 24 hours			

INFORMATION ON SAFETY

See product material safety data charts: available upon request.

PRODUCT FOR PROFESSIONAL USE.

CHART - POSSIBLE APPLICATIONS								
SUBSTRATES	SIZES (cm)	Mosaics 1 x 1 5 x 5	10 x 10 15 x 15	15 x 20 25 x 25	25 x 33 33 x 33	30 x 45 45 x 45	50 x 50 60 x 60	OTHER
INDOOR FLOORING	JOINTS (mm)	1.5 - 3	1 - 4	2 - 6	3 - 7	4 - 10	6 - 12	10 - 16
SEPARATE CEMENT-BASED OR CURED FLOATING SCREEDS		●	●	●	●	●	●	●
Dried anhydrite screeds, sanded and treated with primer application with PRIMER C		●	●	●	●	●	●	●
Existing pavements in cement, cleaned and degreased		●	●	●	●	●	●	●
Existing floors in ceramic, stone, tiles, cleaned and degreased		●	●	●	●	●	●	●
Cement-based heating screeds after their pre-heating cycle		●	●	●	●	●	●	●
Surfaces treated with HIDROFLEX		●	●	●	●	●	●	●
Structures in concrete cured at least 6 months		●	●	●	●	●	●	●
Metal or wood surfaces, existing floors in PVC, rubber, linoleum		●	●	●	●	●	●	●
INDOOR FLOORING	JOINTS (mm)	1.5 - 3	1 - 4	2 - 6	3 - 7	4 - 10	6 - 12	10 - 16
Cement-based plaster on cured walling		●	●	●	●	●	●	●
Plaster on gypsum panels		●	●	●	●	●	●	●
Walling in light cured blocks		●	●	●	●	●	●	●
Old covering in solid ceramic cleaned and degreased		●	●	●	●	●	●	●
Plasterboard		●	●	●	●	●	●	●
Surfaces treated with HIDROFLEX		●	●	●	●	●	●	●
Cast concrete or prefabricated structures cured at least 6 months,		●	●	●	●	●	●	●
Metal or wood surfaces		●	●	●	●	●	●	●
OUTDOOR FLOORING	JOINTS (mm)	1.5 - 3	3 - 6	5 - 8	7 - 10	10 - 12	12 - 14	> 14
SEPARATE CEMENT-BASED OR CURED FLOATING SCREEDS		●	●	●	●	●	●	●
Existing pavements in cement, ceramic and stone		●	●	●	●	●	●	●
Structures in concrete cured at least 6 months		●	●	●	●	●	●	●
Surfaces treated with ELASTOCEM		●	●	●	●	●	●	●
OUTDOOR COATING	JOINTS (mm)	1.5 - 3	3 - 6	5 - 8	7 - 10	10 - 12	12 - 14	> 14
Cement-based plaster on cured walling		●	●	●	●	●	●	●
Cast concrete or prefabricated structures cured at least 6 months		●	●	●	●	●	●	●
Surfaces treated with ELASTOCEM		●	●	●	●	●	●	●

KEY

- Possible application with LITOELASTIC

Although the information in this technical chart is source of our best experience, it is merely indicative.

Each specific case must be subjected to practical preliminary tests by the user who undertakes the responsibility for the final work result.

Chart No. 203

Revision No. 2

Date: March 2012

LITOKOL S.p.A.

Via G. Falcone, 13/1 42048 Rubiera (RE) Italy


Tel. +39 0522 622811 Fax +39 0522 620150

www.litokol.it email: info@litokol.it



Ultraflex™ LFT

Premium Large-Format Tile Mortar with Polymer



DESCRIPTION

Ultraflex LFT is a premium nonsag medium-bed and thin-set mortar for large-format tile and stone for interior/exterior floor, wall and countertop installations. This mortar has a high content of unique dry polymer, resulting in excellent adhesion to the substrate and tile.

FEATURES AND BENEFITS

- Polymer-enriched for high performance and deformability
- Nonsag formula for large-format tile and stone in wall applications
- Nonslump for large-format tile and stone in floor applications. Can be used as a medium bed up to 3/4" (19 mm) thick.
- Smooth and creamy consistency makes it easy to apply.
- Low-Dust Technology reduces dust by 90%, resulting in a cleaner and healthier environment.

INDUSTRY STANDARDS AND APPROVALS

ISO 13007: Classification C2TES1P1

ANSI: Exceeds ANSI A118.4 and ANSI A118.11 bond strength requirements

<u>LEED Points Contribution</u>	<u>LEED Points</u>
MR Credit 5, Regional Materials*.....	Up to 2 points
IEQ Credit 3.2, Construction IAQ Management Plan – Before Occupancy.....	1 point
IEQ Credit 4.1, Low-Emitting Materials – Adhesives & Sealants.....	1 point
IEQ Credit 4.3, Low-Emitting Materials – Flooring Systems	1 point

* Using this MAPEI product may help contribute to LEED certification of projects in the categories shown above. Points are awarded based on contributions of all project materials

WHERE TO USE

- Interior/exterior residential and commercial installations on floors and walls in dry and wet areas (see wall specifications under "Limitations")
- Installation of ceramic and porcelain tile, cultured stone, quarry tile, pavers, Saltillo tile, and most types of marble, granite and natural stone

LIMITATIONS

- Install only at temperatures between 40°F and 95°F (4°C and 35°C).
- Do not use for moisture-sensitive stone (green marble; some limestone and granite), agglomerate tiles, cultured marble or resin-backed tiles. Instead, use suitable epoxy or urethane adhesives. See respective Technical Data Sheet for more information.
- Do not use over dimensionally unstable substrates such as hardwood flooring, oriented strand board (OSB), substrates containing asbestos, or metal. See "Suitable Substrates" section.
- To use directly over gypsum-based patching or leveling substrates, apply a suitable sealer before use.
- Use a white mortar when installing light-colored stones and translucent marble.
- Consult local building code requirements for use on exterior commercial building facades.



- Installations of tile over nonporous surfaces, such as waterproofing membranes and existing tile, may require extended setting/curing times. Dimensionally weak stone (limestone, travertine) is limited to thin-set applications only.
- Cure for 28 days before water immersion.

SUITABLE SUBSTRATES

- Concrete (cured at least 28 days)
- Masonry cement block, brick, cement mortar beds and leveling coats
- Cement backer units (CBU) – see manufacturer's installation guidelines
- Gypsum wallboard – interior dry walls only (priming may be required)
- APA and COFI Group 1 exterior-grade plywood (interior, residential and light commercial in dry conditions only)
- Properly prepared vinyl composition tile (VCT), vinyl and cutback residue (interior installations)
- Properly prepared existing ceramic and porcelain tile, quarry tile and pavers (interior and dry conditions only)
- MAPEI waterproofing, crack-isolation and sound-control membranes

SURFACE PREPARATION

- All substrates should be structurally sound, stable, dry, clean and free of any substance or condition that may reduce or prevent proper adhesion.
- See MAPEI "Surface Preparation Requirements" document for tile and stone installation systems.

MIXING

1. Before starting, take appropriate safety precautions. See MSDS for details.
2. Into a clean mixing container, pour about 6 to 6.5 U.S. qts. (5,68 to 6,15 L) of clean potable water.
3. Gradually add 50 lbs. (22,7 kg) of powder while slowly mixing.
4. Use a low-speed mixing drill (at about 300 rpm), with an angled cross blade mixer or double box mixer. Mix thoroughly until mixture becomes a smooth, homogenous, lump-free paste. Avoid prolonged mixing.
5. Let mixture stand ("slake") for 5 minutes.
6. Remix.
7. If mixture becomes heavy or stiff, remix without adding more liquid or powder.

PRODUCT APPLICATION

1. Choose a notched trowel (see chart) with sufficient depth to achieve > 85% mortar contact to both the tile and substrate for all interior applications, and > 95% for exterior installations, commercial floor and wet applications. It may be necessary to back-butter in order



to reach these requirements. (Refer to ANSI A108.5 specifications and TNCA guidelines.)

2. With pressure, apply a coat by using the trowel's flat side to key mortar into substrate.
3. Apply additional mortar, combing it in a single direction with the trowel's notched side.
4. Spread only as much mortar as can be tiled while still tacky. Open time can vary with jobsite conditions.
5. Place the tiles firmly into the wet mortar. Push the tiles back and forth in a direction perpendicular to trowel lines, to collapse the mortar ridges and help achieve maximum coverage. Ensure proper contact between mortar, tile and substrate by periodically lifting a few tiles to check for acceptable coverage.
6. Remove excess mortar from the joint areas so that at least 2/3 of the tile depth is available for grouting (see ANSI A108.10 guidelines).
7. Provide for expansion and control joints as specified per TCNA Detail EJ171 or TTMAC Specification Guide 09300 Detail 301EJ.

CLEANUP

1. Clean hands, tools and tile while mortar is fresh.
2. Protect from traffic for 24 hours, and from heavy traffic for 7 days. Protect from frost and rain for 7 days.

Product Performance Properties

ISO 13007 Classification

ISO 13007 Classification	Classification Requirement	Test Characteristic
C2 (cementitious, improved adhesion)	≥ 145 psi (1 MPa) after standard aging, heat aging, water immersion and freeze/thaw cycles	Using porcelain tile
T (vertical slip resistance)	≤ 0.019" (0,5 mm)	Using porcelain tile
E (extended open time)	≥ 72.5 psi (0,5 MPa) after 20 and 30 minutes	Using glazed ceramic wall tile
S1 (normal deformation of mortar)	≥ 0.1" (2,5 mm)	–
P1 (normal adhesion to plywood)	≥ 72.5 psi (0,5 MPa)	Using porcelain tile

ANSI Specification

28-Day Test	Test Method	Results	ANSI Specification
Impervious ceramic (porcelain) mosaics shear strength	ANSI A118.4	310 to 450 psi (2,14 to 3,10 MPa)	> 200 psi (1,38 MPa)
Glazed wall tile shear strength	ANSI A118.4	570 to 780 psi (3,93 to 5,38 MPa)	> 300 psi (2,07 MPa)
Quarry tile to quarry tile shear strength	ANSI A118.4	310 to 450 psi (2,14 to 3,10 MPa)	> 150 psi (1,03 MPa)
Quarry tile to plywood shear strength	ANSI A118.11	170 to 310 psi (1,17 to 2,14 MPa)	> 150 psi (1,03 MPa)

Shelf Life and Application Properties*

at 73°F (23°C) and 50% relative humidity





Shelf life..... 1 year
 Open time..... 30 to 35 minutes
 Pot life..... 4 hours
 Time before grouting (walls) 8 to 16 hours
 Time before grouting (floors) 24 hours

* Cold temperature or high humidity may alter these properties.

Packaging

Product Code	Size And Color
11250000	Bag: 50 lbs. (22,7 kg), gray
11350000	Bag: 50 lbs. (22,7 kg), white

Approximate Product Coverages per 50 lbs. (22,7 kg)

Typical Trowel	Coverage**
1/4" x 1/4" x 1/4" (6 x 6 x 6 mm) 	85 to 95 sq. ft. (7,90 – 8,83 m²)
1/4" x 3/8" x 1/4" (6 x 10 x 6 mm) 	65 to 75 sq. ft. (6,04 – 6,97 m²)
1/2" x 1/2" x 1/2" (12 x 12 x 12 mm) 	40 to 50 sq. ft. (3,72 – 4,65 m²)
3/4" x 9/16" x 3/8" (19 x 14 x 10 mm) 	35 to 40 sq. ft. (3,25 – 3,72 m²)

** Trowel dimensions are width/depth/space. Actual coverages will vary according to substrate profile and tile type.

Ultraflex™ LFT



RELATED DOCUMENTS

Reference Guide: Surface Preparation Requirements for tile and stone installation systems	RGTO309*
---	----------

* At www.mapei.com.

Refer to MAPEI's Material Safety Data Sheet (MSDS) for specific data related to VOCs, health and safety, and handling of product.

STATEMENT OF RESPONSIBILITY

Before using, user shall determine the suitability of the product for its intended use and user alone assumes all risks and liability whatsoever in connection therewith. **ANY CLAIM SHALL BE DEEMED WAIVED UNLESS MADE IN WRITING TO US WITHIN FIFTEEN (15) DAYS FROM DATE IT WAS, OR REASONABLY SHOULD HAVE BEEN, DISCOVERED.**

We proudly support the following industry organizations:



MAPEI Headquarters of the Americas
1144 East Newport Center Drive
Deerfield Beach, Florida 33442
Phone: 1-888-US-MAPEI
(1-888-876-2734)

Technical Services
1-800-992-6273 (U.S. and Puerto Rico)
1-800-361-9309 (Canada)

Customer Service
1-800-42-MAPEI (1-800-426-2734)

For the most current BEST-BACKED™ product data and warranty information, visit www.mapei.com.

Edition Date: April 13, 2010
PR5627 LFTD_D10Ev © 2010 MAPEI Corporation.
All Rights Reserved. Printed in the USA.



Ultraflex™ 2

Professional Tile Mortar with Polymer



Standard products



DESCRIPTION

Ultraflex 2 is a professional-grade, single-component, high-performance, polymer-modified thin-set mortar for interior and exterior installations of tile. This mortar has a high content of unique dry polymer, resulting in excellent adhesion to the substrate and tile. Formulated with low-dust technology, Ultraflex 2 reduces dust by 90% during pouring and mixing, resulting in a cleaner environment.

Ultraflex 2 meets or exceeds ANSI A118.4 and ANSI A118.11 requirements when mixed with water.

FEATURES AND BENEFITS

- Polymer-enriched for high performance and deformability
- Smooth and creamy consistency for easy application
- Low-dust technology reduces dust by 90%, resulting in a cleaner environment

INDUSTRY STANDARDS AND APPROVALS

ISO 13007: Classification C2EP1

ANSI: Exceeds ANSI A118.4 and ANSI A118.11 bond strength requirements

<u>LEED Points Contribution</u>	<u>LEED Points</u>
MR Credit 5, Regional Materials*	Up to 2 points
IEQ Credit 3.2, Construction IAQ Management Plan – Before Occupancy	1 point
IEQ Credit 4.1, Low-Emitting Materials – Adhesives & Sealants	1 point

IEQ Credit 4.3, Low-Emitting

Materials – Flooring Systems1 point

*Using this product may help contribute to LEED certification of projects in the categories shown above. Points are awarded based on contributions of all project materials.

WHERE TO USE

- Most interior/exterior residential installations on floors and walls
- Most interior/exterior commercial installations on floors
- Most interior commercial installations on walls
- Installation of ceramic and porcelain tile, quarry tile, pavers, Saltillo tile, and many types of marble, granite and natural stone

LIMITATIONS

- Install only at temperatures between 40°F and 95°F (4°C and 35°C).
- Do not use for moisture-sensitive stone (green marble, some limestones and granites), agglomerate tiles or resin-backed tiles. Instead, use a suitable epoxy or urethane adhesive. See the respective Technical Data Sheet for more information.
- Do not use over dimensionally unstable substrates such as hardwood flooring, oriented strand board (OSB), substrates containing asbestos, or metal. See the "Suitable Substrates" section.
- To use directly over gypsum-based patching or leveling substrates, apply suitable primer before use. See MAPEI Technical Bulletin 010506-TB, "Installing MAPEI Products Over Gypsum."



Ultraflex™ 2

- Use a white mortar when installing light-colored stones and translucent marble.
- Installations of tile over nonporous surfaces (waterproofing membranes, sheet membranes, existing tile, etc.) may require extended setting/curing times.
- Do not use for installations subject to prolonged water immersion.
- MAPEI recommends the use of a MAPEI liquid latex additive mortar system for areas subject to severe freeze/thaw conditions.

SUITABLE SUBSTRATES

- Concrete (cured at least 28 days)
- Masonry cement block, brick, cement mortar beds and leveling coats
- Cement backer units (CBUs) – see manufacturer's installation guidelines
- Gypsum wallboard – interior walls in dry areas only (See Technical Bulletin 010506-TB for priming instructions)
- APA and CANPLY Group 1 exterior-grade plywood (interior, residential and light commercial in dry conditions only)
- Properly prepared vinyl composition tile (VCT) and cutback residue (interior only)
- Properly prepared existing ceramic and porcelain tile, quarry tile and pavers (interior only)
- MAPEI waterproofing, crack-isolation and sound-reduction membranes

SURFACE PREPARATION

- All substrates should be structurally sound, stable, dry, clean and free of any substance or condition that may reduce or prevent proper adhesion.
- See MAPEI's "Surface Preparation Requirements" document for tile and stone installation.

MIXING

1. Before starting, take appropriate safety precautions. See MSDS for details.

For 10-lb. (4,54-kg) size:

- 2a. Into a clean mixing container, pour about 1 to 1.2 U.S. qts. (0,95 to 1,14 L) of clean potable water. Gradually add 10 lbs. (4,54 kg) of powder while slowly mixing.

For 25-lb. (11,3-kg) size:

- 2b. Into a clean mixing container, pour about 2.5 to 3 U.S. qts. (2,37 to 2,84 L) of clean potable water. Gradually add 25 lbs. (11,3 kg) of powder while slowly mixing.

For 50-lb. (22,7-kg) size:

- 2c. Into a clean mixing container, pour about 5 to 6 U.S. qts. (4,73 to 5,68 L) of clean potable water. Gradually add 50 lbs. (22,7 kg) of powder while slowly mixing.

3. Use a low-speed mixing drill (at about 300 rpm), with an angled cross blade mixer or double box mixer. Mix thoroughly until mixture becomes a smooth, homogenous, lump-free paste. Avoid prolonged mixing.
4. Let mixture stand ("slake") for 10 minutes.
5. Remix.
6. If mixture becomes heavy or stiff, remix without adding more liquid or powder.

PRODUCT APPLICATION

1. Choose a typical notched trowel (see chart) with sufficient depth to achieve more than 80% mortar contact to both the tile and substrate for all interior applications, and more than 95% for exterior installations, commercial floor and wet applications. It may be necessary to back-butter the tile in order to meet these requirements. (Refer to ANSI A108.5 specifications and TCA handbook guidelines.)
2. With pressure, apply a coat by using the trowel's flat side to key mortar into the substrate.
3. Apply additional mortar, combing it in a single direction with the trowel's notched side.
4. Spread only as much mortar as can be tiled before product skins over. Open time can vary with jobsite conditions.
5. Place the tiles firmly into the wet mortar. Push the tiles back and forth in a direction perpendicular to trowel lines, to collapse the mortar ridges and to help achieve maximum coverage. Ensure proper contact between mortar, tile and substrate by periodically lifting a few tiles to check for acceptable coverage.
6. Remove excess mortar from the joint areas so that at least 2/3 of the tile depth is available for grouting (see ANSI A108.10 guidelines).

EXPANSION AND CONTROL JOINTS

Provide for expansion and control joints as specified per TCNA Detail EJ171 or TTMAC Specification Guide 09 30 00 Detail 301EJ. Do not cover any expansion joints with mortar.

CLEANUP

Clean tools and tile while the mortar is fresh.

PROTECTION

- Protect from traffic for 24 hours. Protect from heavy traffic for 7 days.
- Protect from frost and rain for 7 days.

Product Performance Properties

ISO 13007 Classification

Classification Code	Classification Requirement
C2 (cementitious, improved adhesion)	≥ 145 psi (1 MPa) after standard aging, heat aging, water immersion and freeze/thaw cycles
E (extended open time)	≥ 72.5 psi (0,5 MPa) after 30 minutes
P1 (normal adhesion to plywood)	≥ 72.5 psi (0,5 MPa)

ANSI Specification

Test Method	ANSI Specification	Test Results
ANSI A118.4 – shear strength, impervious ceramic (porcelain) mosaics	> 200 psi (1,38 MPa) at 28 days	330 to 425 psi (2,28 to 2,93 MPa)
ANSI A118.4 – shear strength, glazed wall tile	> 300 psi (2,07 MPa) at 28 days	400 to 600 psi (2,76 to 4,14 MPa)
ANSI A118.4 – shear strength, quarry tile to quarry tile	> 150 psi (1,03 MPa) at 28 days	350 to 475 psi (2,41 to 3,28 MPa)
ANSI A118.11 – shear strength, quarry tile to plywood	> 150 psi (1,03 MPa) at 28 days	150 to 200 psi (1,03 to 1,38 MPa)

Shelf Life and Application Properties*

at 73°F (23°C) and 50% relative humidity



Shelf life..... 1 year
 Open time*..... 30 minutes
 Pot life*..... > 2 hours
 Time before grouting..... 16 to 24 hours
 VOCs (Rule #1168 of California's SCAQMD)..... 0 g/L

*Open time and pot life vary based on jobsite conditions.

Packaging

Product Code	Size and Color
0060053	Bag: 10 lbs. (4,54 kg), gray
0060054	Bag: 25 lbs. (11,3 kg), gray
0060056	Bag: 25 lbs. (11,3 kg), white
0060055	Bag: 50 lbs. (22,7 kg), gray
0060057	Bag: 50 lbs. (22,7 kg), white

Approximate Product Coverages*

Typical Trowel	Coverage for 50 lbs. (22,7 kg)
1/4" x 1/4" x 1/4" (6 x 6 x 6 mm) 	75 to 90 sq. ft. (6,97 to 8,36 m²)
1/4" x 3/8" x 1/4" (6 x 10 x 6 mm) 	55 to 65 sq. ft. (5,11 to 6,04 m²)

Typical Trowel	Coverage for 25 lbs. (11,3 kg)
1/4" x 1/4" x 1/4" (6 x 6 x 6 mm)	38 to 45 sq. ft. (3,53 to 4,18 m²)
1/4" x 3/8" x 1/4" (6 x 10 x 6 mm)	28 to 33 sq. ft. (2,60 to 3,07 m²)

Typical Trowel	Coverage for 10 lbs. (4,54 kg)
1/4" x 1/4" x 1/4" (6 x 6 x 6 mm)	15 to 18 sq. ft. (1,39 to 1,67 m²)
1/4" x 3/8" x 1/4" (6 x 10 x 6 mm)	11 to 13 sq. ft. (1,02 to 1,21 m²)

* Trowel dimensions are width/depth/space. Actual coverages will vary according to substrate profile and tile type.

Ultraflex™ 2



Refer to MAPEI's Material Safety Data Sheet (MSDS) for specific data related to VOCs, health and safety, and handling of product.

STATEMENT OF RESPONSIBILITY

Before using, user shall determine the suitability of the product for its intended use and user alone assumes all risks and liability whatsoever in connection therewith. **ANY CLAIM SHALL BE DEEMED WAIVED UNLESS MADE IN WRITING TO US WITHIN FIFTEEN (15) DAYS FROM DATE IT WAS, OR REASONABLY SHOULD HAVE BEEN, DISCOVERED.**

We proudly support the following industry organizations:



MAPEI Headquarters of the Americas
1144 East Newport Center Drive
Deerfield Beach, Florida 33442
Phone: 1-888-US-MAPEI
(1-888-876-2734)

Technical Services
1-800-992-6273 (U.S. and Puerto Rico)
1-800-361-9309 (Canada)

Customer Service
1-800-42-MAPEI (1-800-426-2734)

For the most current **BEST-BACKED™** product data and warranty information, visit www.mapei.com.

Edition Date: June 15, 2010
PR512 U2FD_F10Ev © 2010 MAPEI Corporation.
All Rights Reserved. Printed in the USA.



Ultracolor Plus®

Premium, Rapid-Setting Sanded Grout with Polymer



DESCRIPTION

Ultracolor Plus with DropEffect™ technology is an ultra premium, fast-setting, polymer-modified, color-consistent, nonshrinking, efflorescence-free grout for joint widths from 1/16" to 1" (1,5 mm to 2,5 cm). DropEffect technology reduces surface absorption to help repel water, dirt and grime from penetrating grout joints. *Ultracolor Plus* is specially formulated with MAPEI's High-Hydrated Cement Technology (HCT™) to eliminate the common problems related to Portland-cement grout, such as color consistency and efflorescence.

FEATURES AND BENEFITS

- Rapid-setting
- For interior/exterior floors and walls
- BioBlock™ mold and mildew resistance

INDUSTRY STANDARDS AND APPROVALS

ISO 13007: Classification CG2WAF

ANSI: Meets or exceeds ANSI A118.6 and A118.7 industry standards

<u>LEED Points Contribution</u>	<u>LEED Points</u>
MR Credit 5, Regional Materials*.....	Up to 2 points
IEQ Credit 4.1, Low-Emitting Materials – Adhesives & Sealants	1 point
IEQ Credit 4.3, Low-Emitting Materials – Flooring Systems	1 point

* Using this product may help contribute to LEED certification of projects in the categories shown above. Points are awarded based on contributions of all project materials.

WHERE TO USE

- For grouting interior/exterior residential and commercial floor and wall surfaces in dry or wet conditions
- For grouting dimensional stone, slate, granite, stone agglomerates and most types of ceramic, ceramic mosaic, quarry, brick paver, porcelain, glass and clay tiles
- For joint widths from 1/16" to 1" (1,5 mm to 2,5 cm)
- For use where grout will be exposed to foot traffic within 3 to 4 hours
- For application in submerged conditions (swimming pools, spas, water features and fountains), in approximately 3 to 4 days.

LIMITATIONS

- Do not install over substrates containing asbestos.
- Do not use when a highly chemical-, impact- and stain-resistant grout is required or in heavy industrial tile installations. Instead, use an appropriate MAPEI epoxy grout (see the respective TDS for details).
- When grouting in temperatures above 80°F (26°C), see the Technical Bulletins at www.mapei.com or consult MAPEI's Technical Services Department.

Consult MAPEI's Technical Services Department for recommendations regarding installation over substrates and conditions not listed.



SURFACE PREPARATION

- Certain tiles with high absorption, surface porosity or rough surfaces may require sealing before grouting to prevent permanent staining.
- The application of a grout release over certain types of porcelain or textured surface tiles or stone may be advantageous where a fine surface porosity might trap fine cement particles or color pigments. Seek the advice of the tile or stone manufacturer and site-test (mockup) on separate samples before grouting.
- Caution: Some types of glazed ceramic tiles, marble, granite and marble agglomerates can be permanently stained, scratched, dulled or damaged when grouted with pigmented grout or sanded grout formulas. Generally, white grout is best suited for grouting white or light-colored marble or granite. Take all the necessary precautions to ensure that the marble, granite or tiles are compatible with colored grouts. Check the tile or marble manufacturer's literature and test grout on a separate sample area before grouting to determine the suitability of the product with colored and/or sanded grouts.
- Before grouting, make sure that the tiles or stones are firmly set and that the adhesive or mortar is completely dry.
- Remove all spacers, pegs, ropes and strings.
- Grout joints must be clean and free of standing water, dust, dirt and foreign matter. Remove excess adhesive or mortar from the joint area so that 2/3 of the depth of the tile is left available for grouting.
- Clean the tile or stone surface thoroughly to remove dust, dirt and other contaminants that may cause grout discoloration.
- Refer to MAPEI's Surface Preparation Requirements document for tile and stone installation systems at www.mapei.com.

MIXING

Note: Choose all appropriate safety equipment before use. Refer to MSDS for more information.

1. For best results, have the same person mix all of the grout. Consistent mixing techniques will promote more uniform results.
2. Before mixing the grout with water, dry-blend the product to avoid color variations in the finished grout, which may arise from pigment settling during shipment. If two or more bags are to be used, dry-blend all of the contents together.

3. Mix *Ultracolor Plus* with cool, clean water only. Do not mix with grout additives. Mix by using the following water-to-grout proportions:

<u>Water</u>	<u>Ultracolor Plus powder</u>
22 to 29 U.S. oz. (651 to 857 mL)	10 lbs. (4,54 kg)
2 to 2.25 U.S. qts. (1,89 to 2,13 L)	25 lbs. (11,3 kg)

4. Pour the required measured amount of clean, cool water into a clean mixing container. Gradually add the proportionate amount of *Ultracolor Plus* while slowly mixing. To avoid shade variation of the finished joint, always add the powder to the water while being consistent in the mixing process and the quantity of water used from batch to batch.
5. Mix thoroughly with a low-speed mixer (at about 350 rpm) for about 3 to 5 minutes, or until obtaining a smooth, creamy, homogenous paste consistency and a uniform shading of the colored grout.
6. Avoid air entrapment from prolonged mixing, which will shorten the pot life.
7. Allow the grout to sit ("slake") in the container for about 2 to 3 minutes.
8. Remix for about 30 seconds without adding more liquid or powder.
9. Wash hands and mixing tools with water immediately after mixing.

PRODUCT APPLICATION

1. Read all installation instructions thoroughly before installation.
2. Use only at temperatures between 50°F and 100°F (10°C and 38°C).
3. Using consistent application and cleaning procedures will produce consistent results.
4. To aid in spreading the grout, slightly moisten the tile or stone surface with a damp sponge just before application. Do not flood the tiles or allow water to stand in the ungrouted joint areas.
5. Force *Ultracolor Plus* into the joints with a rubber grout float. Make sure all joints are well-compacted and free of voids and gaps.
6. Remove excess grout from the tile surface, moving the grout float diagonally to the joints while the *Ultracolor Plus* is still fresh.
7. The grout surface should be flush with the tile edge.
8. Some stiffening may occur before all material is used (usually within about 1 hour at room temperature). If this occurs, simply remix but do not add more liquid.

9. Provide for expansion and control joints as specified per TCNA Detail EJ171 or TTMAC Specification Guide 09300, Detail 301EJ.
10. Allow the *Ultracolor Plus* to firm up in the joints sufficiently to avoid damaging the grout surface – usually in 15 to 30 minutes, depending upon the temperature, humidity and absorption rate of the tile or stone.
11. Use two buckets of cleaning water: one for rinsing the majority of the grout residue from the grout sponge, and one for moistening the sponge in clean water.
12. Dip the sponge in a bucket of water and wring out the excess, so that the sponge does not drip water. Using very little pressure, pull the sponge diagonally across the grout joints to remove the excess grout from the tile surface. Also use the sponge to smooth the surface of the grout joint. Turn the sponge over and make another pass in an adjacent area. After using both sides, rinse the sponge in one bucket and wring out the excess water. Dip the sponge in the second bucket of water, wringing out the excess and continue the process.
13. Change the water in the buckets frequently to help limit the amount of haze that forms on the tile or stone surface.
14. To prevent discoloration and soft/powdery joints, avoid cleaning with excessive water.
15. To control color variations, buff the grouted surface with cheesecloth or a clean, dry cotton cloth when a haze is visible on the tile surface, usually 30 to 60 minutes after grouting. This should remove any remaining surface water or grout residue.
16. Clean hands and tools with clean, soapy water while grout is fresh.
17. Never use acid for cleaning marble, glazed tile or pigmented grout surfaces. If a persistent haze remains after normal cleaning, see the Technical Bulletins at www.mapei.com or consult MAPEI's Technical Services Department.

PROTECTION

1. Provide for dry, heated storage on site and deliver materials at least 24 hours before tilework begins.
2. Keep installation from immersion in water and protect from rain and freezing for at least 72 hours after completion.
3. Floors: Keep free from heavy traffic for at least 3 hours after grouting.
4. Walls: Protect from impact, vibration and hammering on adjacent and opposite walls for 14 days after tile installation (see the TDS of the adhesive or setting system for details).
5. Because temperature and humidity (during and after installation of tile) affect the final curing time of all cement-based materials, allow for extended periods of cure and protection when temperatures drop below 60°F (16°C) and/or when the relative humidity is higher than 70%.

MAINTENANCE

- Grout must be fully cured before regular cleaning.
- MAPEI grout products are produced to the highest quality of standards. To maintain a clean tile surface, use a neutral-pH cleaner for maintaining the floor, followed by a clean-water rinse.
- Do not use harsh chemicals to maintain the tile surface. Before proceeding with cleaning, consult the cleaner's manufacturer for compatibility, use and application instructions. Remove or rinse fatty acid residue from the grout surface to avoid potential grout deterioration caused by prolonged exposure.

Product Performance Properties

ISO 13007 Classification

Classification Code	Classification Requirement
CG2 (cementitious grout, improved)	≤ 0.20% shrinkage in 28 days
W (reduced water absorption)	≤ 5 g after 4 hours
A (high abrasion resistance)	≤ 1,000 mm ³
F (rapid-setting)	≥ 2,175 psi (15 MPa) after 24 hours

ANSI Specification

Testing Type	Test Method	Results	ANSI Specification
Compression	ANSI A118.6	3,500 to 5,500 psi (24,1 to 37,9 MPa) at 28 days	3,500 psi (24,1 MPa) at 28 days
Shrinkage	ANSI A118.6	< 0.03% (1 day) < 0.10% (7 days)	< 0.03% (1 day) < 0.10% (7 days)
Tensile strength	ANSI A118.7	500 to 600 psi (3,45 to 4,14 MPa) at 28 days	500 psi (3,45 MPa) at 28 days
Water absorption	ANSI A118.7	< 5% (50% relative humidity to immersion) < 7% (immersion to dry)	< 5% (50% relative humidity to immersion) < 7% (immersion to dry)
Flexural strength	ANSI A118.7	1,000 to 1,400 psi (6,90 to 9,66 MPa) at 7 days	1,000 psi (6,90 MPa) at 7 days

Shelf Life and Application Properties* at 73°F (23°C) and 50% relative humidity

Pot life	30 minutes to 1 hour
Compressive strength at 3 hours	> 2,000 psi (13,8 MPa)
Compressive strength at 28 days	> 5,500 psi (37,9 MPa)
VOCs (Rule #1168 of California's SCAQMD)	0
Shelf life	9 months

* Cold temperature or high humidity may alter these properties.

Packaging

Product Code [†]	Size
6XX0521	Bag: 5 lbs. (2,27 kg), Canada only
6XX10000	Bag: 10 lbs. (4,54 kg)
6XX25000	Bag: 25 lbs. (11,3 kg)

[†] For the "XX" portion of each product code, use the two-digit number of the desired grout color.

Approximate Product Coverage*

**Ultracolor[®]
Plus**

Per 10 lbs. (4,54 kg). Coverages in sq. ft. (m ²).								
Tile Size	Grout Joint Width							
	1/16" (1,5 mm)	1/8" (3 mm)	3/16" (4,5 mm)	1/4" (6 mm)	3/8" (10 mm)	1/2" (12 mm)	5/8" (16 mm)	1" (2,5 cm)
1" x 1" x 1/4" (25 x 25 x 6 mm)	36 (3,34)	18 (1,67)	12 (1,11)	9 (0,84)	5 (0,46)	4 (0,37)	3 (0,28)	2 (0,19)
2" x 2" x 1/4" (50 x 50 x 6 mm)	74 (6,88)	37 (3,44)	25 (2,32)	18 (1,67)	12 (1,11)	9 (0,84)	7 (0,65)	4,5 (0,42)
3" x 3" x 1/4" (75 x 75 x 6 mm)	114 (10,6)	57 (5,30)	37 (3,44)	28 (2,60)	18 (1,67)	13 (1,21)	11 (1,02)	6 (0,56)
4-1/4" x 4-1/4" x 1/4" (108 x 108 x 6 mm)	162 (15,1)	81 (7,53)	53 (4,92)	40 (3,72)	26 (2,42)	19 (1,77)	15 (1,39)	10 (0,93)
4" x 8" x 1/2" (100 x 200 x 12 mm)	102 (9,48)	51 (4,74)	34 (3,16)	25 (2,32)	17 (1,58)	12 (1,11)	10 (0,93)	6 (0,56)
6" x 6" x 1/4" (150 x 150 x 6 mm)	228 (21,2)	114 (10,6)	76 (7,06)	57 (5,30)	37 (3,44)	28 (2,60)	22 (2,04)	14 (1,30)
6" x 6" x 1/2" (150 x 150 x 12 mm)	114 (10,6)	57 (5,30)	38 (3,53)	28 (2,60)	19 (1,77)	14 (1,30)	11 (1,02)	6 (0,56)
8" x 8" x 3/8" (200 x 200 x 10 mm)	204 (19,0)	102 (9,48)	68 (6,32)	51 (4,74)	33 (3,07)	25 (2,32)	20 (1,86)	12 (1,11)
12" x 12" x 3/8" (300 x 300 x 10 mm)	306 (28,4)	153 (14,2)	101 (9,38)	76 (7,06)	51 (4,74)	38 (3,53)	30 (2,79)	18 (1,67)
13" x 13" x 3/8" (330 x 330 x 10 mm)	332 (30,8)	166 (15,4)	110 (10,2)	83 (7,71)	55 (5,11)	41 (3,81)	33 (3,07)	20 (1,86)
16" x 16" x 3/8" (406 x 406 x 10 mm)	408 (38,0)	204 (19,0)	136 (12,6)	102 (9,48)	68 (6,32)	51 (4,74)	40 (3,72)	24 (2,23)
18" x 18" x 3/8" (457 x 457 x 10 mm)	460 (42,8)	230 (21,4)	153 (14,2)	115 (10,7)	76 (7,06)	57 (5,30)	45 (4,18)	28 (2,60)
20" x 20" x 3/8" (508 x 508 x 10 mm)	512 (47,6)	256 (23,8)	170 (15,8)	128 (11,9)	85 (7,90)	63 (5,85)	51 (4,74)	30 (2,79)
24" x 24" x 3/8" (610 x 610 x 10 mm)	614 (57,0)	307 (28,5)	204 (19,0)	153 (14,2)	102 (9,48)	76 (7,06)	61 (5,67)	38 (3,53)

Per 25 lbs. (11,3 kg). Coverages in sq. ft. (m ²).								
Tile Size	Grout Joint Width							
	1/16" (1,5 mm)	1/8" (3 mm)	3/16" (4,5 mm)	1/4" (6 mm)	3/8" (10 mm)	1/2" (12 mm)	5/8" (16 mm)	1" (2,5 cm)
1" x 1" x 1/4" (25 x 25 x 6 mm)	90 (8,36)	45 (4,18)	29 (2,69)	22 (2,04)	14 (1,30)	10 (0,93)	7 (0,65)	5 (0,46)
2" x 2" x 1/4" (50 x 50 x 6 mm)	186 (17,3)	93 (8,64)	61 (5,67)	45 (4,18)	29 (2,69)	22 (2,04)	17 (1,58)	10 (0,93)
3" x 3" x 1/4" (75 x 75 x 6 mm)	284 (26,4)	142 (13,2)	93 (8,64)	69 (6,41)	45 (4,18)	33 (3,07)	26 (2,42)	15 (1,39)
4-1/4" x 4-1/4" x 1/4" (108 x 108 x 6 mm)	404 (37,6)	202 (18,8)	134 (12,4)	99 (9,20)	65 (6,04)	48 (4,46)	38 (3,53)	25 (2,32)
4" x 8" x 1/2" (100 x 200 x 12 mm)	254 (23,6)	127 (11,8)	84 (7,80)	63 (5,85)	42 (3,90)	31 (2,88)	25 (2,32)	15 (1,39)
6" x 6" x 1/4" (150 x 150 x 6 mm)	570 (53,0)	285 (26,5)	190 (17,7)	142 (13,2)	93 (8,64)	69 (6,41)	55 (5,11)	35 (3,25)
6" x 6" x 1/2" (150 x 150 x 12 mm)	286 (26,6)	143 (13,3)	95 (8,83)	71 (6,60)	47 (4,37)	35 (3,25)	28 (2,60)	15 (1,39)
8" x 8" x 3/8" (200 x 200 x 10 mm)	510 (47,4)	255 (23,7)	169 (15,7)	126 (11,7)	84 (7,80)	62 (5,76)	50 (4,65)	30 (2,79)
12" x 12" x 3/8" (300 x 300 x 10 mm)	766 (71,2)	383 (35,6)	253 (23,5)	191 (17,7)	126 (11,7)	94 (8,73)	75 (6,97)	45 (4,18)
13" x 13" x 3/8" (330 x 330 x 10 mm)	830 (77,2)	415 (38,6)	275 (25,5)	207 (19,2)	137 (12,7)	102 (9,48)	82 (7,62)	50 (4,65)
16" x 16" x 3/8" (406 x 406 x 10 mm)	1,020 (94,8)	510 (47,4)	340 (31,6)	255 (23,7)	169 (15,7)	126 (11,7)	101 (9,38)	60 (5,57)
18" x 18" x 3/8" (457 x 457 x 10 mm)	1,150 (107)	575 (53,4)	383 (35,6)	288 (26,8)	191 (17,7)	142 (13,2)	114 (10,6)	70 (6,50)
20" x 20" x 3/8" (508 x 508 x 10 mm)	1,280 (119)	640 (59,5)	425 (39,5)	320 (29,7)	212 (19,7)	159 (14,8)	126 (11,7)	75 (6,97)
24" x 24" x 3/8" (610 x 610 x 10 mm)	1,536 (143)	768 (71,3)	510 (47,4)	383 (35,6)	255 (23,7)	191 (17,7)	152 (14,1)	95 (8,83)

Ultracolor[®] Plus



RELATED DOCUMENTS

Grout Cleaning	041101-TB*
How to Install Grout in Hot Weather	010404-TB*

* At www.mapei.com.

Refer to MAPEI's Material Safety Data Sheet (MSDS) for specific data related to VOCs, health and safety, and handling of product.

STATEMENT OF RESPONSIBILITY

Before using, user shall determine the suitability of the product for its intended use and user alone assumes all risks and liability whatsoever in connection therewith. **ANY CLAIM SHALL BE DEEMED WAIVED UNLESS MADE IN WRITING TO US WITHIN FIFTEEN (15) DAYS FROM DATE IT WAS, OR REASONABLY SHOULD HAVE BEEN, DISCOVERED.**

We proudly support the following industry organizations:



MAPEI Headquarters of the Americas
1144 East Newport Center Drive
Deerfield Beach, Florida 33442
Phone: 1-888-US-MAPEI
(1-888-876-2734)

Technical Services
1-800-992-6273 (U.S. and Puerto Rico)
1-800-361-9309 (Canada)

Customer Service
1-800-42-MAPEI (1-800-426-2734)

For the most current **BEST-BACKED™** product data and warranty information, visit www.mapei.com.

Edition Date: June 15, 2010
PR5533 UCPCD_F10Evp © 2010 MAPEI Corporation.
All Rights Reserved. Printed in the USA.



Type 1™

Premium Tile Adhesive



DESCRIPTION

Type 1 is a premium-grade, traditional, nonflammable, organic adhesive for setting most types of glazed and unglazed ceramic and porcelain floor and wall tiles over gypsum drywall (walls only), cement board, exterior-grade plywood, concrete and masonry block.

FEATURES AND BENEFITS

- Nonslip for heavier tile
- Low-odor formula for use in occupied buildings
- Creamy, easy to trowel
- Extended open and working time

INDUSTRY STANDARDS AND APPROVALS

ANSI: Meets or exceeds A136.1, Type 1 standards

CGSB: Meets or exceeds 71-GP-22M, Type 1 standards

ISO 13007: Classification D1TE

WHERE TO USE

- For use with most types of glazed and unglazed ceramic and porcelain tiles, for floors and walls
- For the installation of tiles up to 6" x 6" (15 x 15 cm) on floors, and up to 10" x 10" (25 x 25 cm) on walls
- For tub and bath surrounds where service requirements do not exceed ANSI A136.1, Type 1, or CGSB 71-GP-22M (Canada), Type 1, standards

- For the installation of wall tile in intermittent wet conditions such as tub and shower surrounds with precast bases

LIMITATIONS

- Do not install over substrates containing asbestos.
- Do not use for exterior applications, steam rooms, shower floors or areas subject to water submersion.
- Do not apply over waterproofing membranes, particleboard, Masonite, chipboard, Luaun, gypsum floor-patching compounds, metal or similar dimensionally unstable substrates.
- Use only at temperatures between 40°F and 95°F (4°C and 35°C).
- Do not use for setting bathroom fixtures or grab bars.
- Do not use to set natural stone. For this installation, contact MAPEI's Technical Services for product recommendations.

SUITABLE SUBSTRATES

- Fully cured concrete
- Masonry block
- Cement mortars and leveling coats
- Cement backer units (CBUs) (see manufacturer's instructions for approval)
- Gypsum wallboard – interior dry walls only (to improve adhesion, prime with *Primer L™* or *Planicrete® AC*)
- APA or CANPLY Group 1 exterior-glue plywood for interior residential floors and countertops in dry areas (see TCA handbook for additional information)



Type 1™

Consult MAPEI's Technical Services Department for installation recommendations regarding substrates and conditions not listed.

SURFACE PREPARATION

- See MAPEI's Surface Preparation Requirements document for tile and stone installation systems at www.mapei.com.

MIXING

Note: Choose all appropriate safety equipment before use. Refer to Material Safety Data Sheet (MSDS) for more information.

- *Type 1* is ready to use. No mixing is required.

PRODUCT APPLICATION

1. Read all installation instructions thoroughly before installation.
2. Use a typical notched trowel (see chart below) with sufficient depth to ensure proper transfer, covering at least 80% of the tile back.
3. Using the trowel's flat edge, spread the adhesive on the substrate. Apply additional material and comb the surface with the trowel's notched side to achieve an even-setting bed. Do not spread more adhesive than can be covered with tiles within 30 to 45 minutes. If skinning occurs, scrape off skin and replace with fresh adhesive.
4. Place the tiles firmly into the wet mortar. Push the tiles back and forth in a direction perpendicular to trowel lines, in order to collapse the mortar ridges and achieve maximum coverage. Ensure proper contact between mortar, tile and substrate by periodically lifting a few tiles to check for acceptable coverage.
5. Make all alignments and adjustments immediately (do not exceed 45 minutes).
6. Promptly use water to clean smudges from the face of the tiles while the adhesive is still fresh. Once adhesive has dried, clean with mineral spirits.
7. Provide for expansion and control joints as specified per TCA handbook, Detail EJ171, or TTMAC handbook 09.30.00, Detail 301MJ.
8. Wash hands and tools with water while the adhesive is still fresh.
9. Allow tiles to reach a firm set, and then grout with an appropriate MAPEI grout.

Note: Using mastics with porcelain tiles or in cool, moist conditions will extend the time required for firm set.

PROTECTION

- Protect containers from freezing in transit and storage. This product is freeze/thaw-stable at temperatures down to 0°F (-18°C). However, protect all water-based products from freezing. If this material is frozen, do not stir it until it has completely thawed.
- Provide for heated storage on site and deliver materials at least 24 hours before tilework begins.
- Protect from water until the adhesive has reached its final set.
- Floors: Keep free from traffic for at least 72 hours after installation. Plywood or stepping boards may be used after 24 hours when occasional stepping on the floor is unavoidable.
- Walls: Protect from impact, vibration and hammering on adjacent and opposite walls for at least 14 days after installation.

Product Performance Properties

ISO 13007 Classification

Classification Code	Classification Requirement	Test Results
D1 (normal mastic)	Shear adhesion strength; Shear adhesion strength after aging; Open time: tensile adhesion strength	Pass
T (vertical slip resistance)	Slip $\leq 0,5$ mm	Pass
E (extended open time)	$\geq 0,5$ N/mm ² (after not less than 30 minutes)	Pass

ANSI Specification

Test Method	ANSI Specification	Test Results
ANSI 136.1 – shear strength (7 days)	Dry ≥ 50 psi (0,34 MPa)	Pass
	Wet immersion ≥ 50 psi (0,34 MPa)	Pass
ANSI 136.1 – shear strength (28 days)	≥ 50 psi (0,34 MPa)	Pass




Shelf Life and Application Properties

Shelf life	2 years
------------	---------

Packaging

Product Code	Size
1040010	Pail: 1 U.S. qt. (946 mL)
1040011	Pail: 1 U.S. gal (3,79 L)
1040016	Pail: 3.5 U.S. gals. (13,2 L)

Approximate Product Coverages*

Typical Trowel	1 U.S. qt. (946 mL) Coverage	1 U.S. gal. (3,79 L) Coverage	3.5 U.S. gals. (13,2 L) Coverage
1/8" x 1/8" x 1/8" (3 x 3 x 3 mm) 	12.5 to 17.5 sq. ft. (1,16 to 1,63 m ²)	50 to 70 sq. ft. (4,65 to 6,50 m ²)	175 to 245 sq. ft. (16,3 to 22,8 m ²)
3/16" x 5/32" (4,5 x 4 mm) 	10 to 12.5 sq. ft. (0,93 to 1,16 m ²)	40 to 50 sq. ft. (3,72 to 4,65 m ²)	140 to 175 sq. ft. (13,0 to 16,3 m ²)
1/4" x 1/4" x 1/4" (6 x 6 x 6 mm) 	6.3 to 8.8 sq. ft. (0,59 to 0,82 m ²)	25 to 35 sq. ft. (2,32 to 3,25 m ²)	87.5 to 123 sq. ft. (8,13 to 11,4 m ²)

* Trowel dimensions are width/depth/space. Actual coverages will vary according to substrate profile and tile type.

Type 1™



RELATED DOCUMENTS

Reference Guide: Surface Preparation Requirements for tile and stone installation systems	RGTO309*
---	----------

* At www.mapei.com.

Refer to MAPEI's MSDS for specific data related to VOCs, health and safety, and handling of product.

STATEMENT OF RESPONSIBILITY

Before using, user shall determine the suitability of the product for its intended use and user alone assumes all risks and liability whatsoever in connection therewith. **ANY CLAIM SHALL BE DEEMED WAIVED UNLESS MADE IN WRITING TO US WITHIN FIFTEEN (15) DAYS FROM DATE IT WAS, OR REASONABLY SHOULD HAVE BEEN, DISCOVERED.**

We proudly support the following industry organizations:



MAPEI Headquarters of the Americas
1144 East Newport Center Drive
Deerfield Beach, Florida 33442
Phone: 1-888-US-MAPEI
(1-888-876-2734)

Technical Services
1-800-992-6273 (U.S. and Puerto Rico)
1-800-361-9309 (Canada)

Customer Service
1-800-42-MAPEI (1-800-426-2734)

For the most current **BEST-BACKED™** product data and warranty information, visit www.mapei.com.

Edition Date: June 9, 2010
PR514 TY1D_E10Evp © 2010 MAPEI Corporation.
All Rights Reserved. Printed in the USA.



Planicrete® W

Flexible Setting Compound



DESCRIPTION

Planicrete W is tremendously flexible and excellent for installing tile over well-supported and properly prepared steel substrates (such as ship decks, elevators, steel staircases and bank vaults). It is designed for setting most types of tile, including moisture-sensitive tile, natural stone and their agglomerates.

FEATURES AND BENEFITS

- Highly flexible
- For setting moisture-sensitive stone
- Excellent for steel substrates

INDUSTRY STANDARDS & APPROVALS

ISO 13007: Classification R2

<u>LEED Points Contribution</u>	<u>LEED Points</u>
MR Credit 5, Regional Materials*	Up to 2 points
IEQ Credit 4.1, Low-Emitting Materials – Adhesives & Sealants	1 point
IEQ Credit 4.3, Low-Emitting Materials – Flooring Systems	1 point

* Using this product may help contribute to LEED certification of projects in the categories shown above. Points are awarded based on contributions of all project materials.

WHERE TO USE

- Most interior/exterior residential and commercial installations on floors and walls
- Installation of ceramic and porcelain tile, quarry tile, pavers, Saltillo tile, and most types of marble, granite and natural stone
- For setting most moisture-sensitive marbles, stones and their agglomerates

Note: Marble, granite and slate are products of nature made from a vast combination of minerals and chemicals that may cause the material to behave or react in a manner beyond our control. Therefore, determine the suitability of all the materials before proceeding with the installation and test material for possible staining and discoloration.

LIMITATIONS

- The temperature of the tilework, substrate and ambient temperature must be between 60°F and 90°F (16°C and 32°C) while spreading. This temperature should be maintained until *Planicrete W* has hardened sufficiently.
- Do not use over dimensionally unstable substrates such as hardwood flooring, oriented strand board (OSB), or substrates containing asbestos. See "Suitable Substrates" section below.
- Do not use when hydrostatic or severe moisture conditions exist.
- Do not use on exterior walls as a full continuous building façade.
- Do not use for installations subject to prolonged water immersion.
- Do not use for the installation of white, light-colored or translucent marble, for which a white mortar is recommended.



- Do not install directly over waterproofing, crack-isolation and sound-reduction membranes.

SUITABLE SUBSTRATES

- Concrete (cured at least 28 days)
- Masonry cement block, brick, cement mortar beds and leveling coats
- Cement backer units (CBU) – see manufacturer's installation guidelines
- Gypsum wallboard and plaster – interior walls in dry areas only
- APA and CANPLY Group 1 exterior-grade plywood (interior, residential and light commercial in dry conditions only)
- Properly prepared existing ceramic and porcelain tile, cement terrazzo, epoxy terrazzo, quarry tile and pavers (interior and dry conditions only)
- Properly prepared steel

Consult MAPEI's Technical Services Department for installation recommendations regarding substrates and conditions not listed.

SURFACE PREPARATION

- All substrates should be structurally sound, stable, dry, clean and free of any substance or condition that may reduce or prevent proper adhesion.
- See MAPEI's "Surface Preparation Requirements" document for tile and stone installation systems at www.mapei.com.

MIXING

Note: Choose all appropriate safety equipment before use. See Material Safety Data Sheet (MSDS) for details.

Parts A and B are packaged to exact quantity ratios for proper curing.

1. Pour all material out of the Part B liquid container into the Part A container. To improve flowability and texture, allow time for Part B material to flow completely out of the container. Always mix complete units. Do not add other materials to this mixture.
2. Using a low-speed mixing drill (at about 300 rpm), mix thoroughly until a homogenous paste consistency is obtained. Avoid prolonged mixing.
3. Use mixture within 1 hour.

PRODUCT APPLICATION

1. Choose a typical notched trowel (see chart below) with sufficient depth to achieve > 80% mortar contact to both the tile and substrate for all interior applications, and > 95% for exterior installations, commercial floor and wet

applications. It may be necessary to back-butter tiles in order to reach these requirements. (Refer to ANSI A108.5 specifications and TCA Handbook guidelines.)

2. With pressure, apply a coat by using the trowel's flat side to key mortar into substrate.
3. Apply additional mortar, combing it in a single direction with the trowel's notched side.
4. Spread only as much mortar as can be tiled before product skins over. Open time can vary with jobsite conditions.
5. Tile and stone must be dry before setting into the mortar.
6. Place the tiles firmly into the wet mortar. Push the tiles back and forth in a direction perpendicular to trowel lines, to collapse the mortar ridges and to help achieve maximum coverage. Ensure proper contact between mortar, tile and substrate by periodically lifting a few tiles to check for acceptable coverage.
7. Remove excess mortar from the joint areas so that at least 2/3 of the tile depth is available for grouting (see ANSI A108.10 guidelines)

EXPANSION AND CONTROL JOINTS

Provide for expansion and control joints as specified per TCNA Detail EJ171, or TTMAC Specification Guide 09 30 00, Detail 301MJ. Do not cover expansion joints with mortar.

CLEANUP

Clean tools and tile while mortar is fresh.

PROTECTION

- Protect from traffic for 24 hours. Protect from heavy traffic for 7 days.
- Protect from frost and rain for 7 days.

Product Performance Properties

ISO 13007 Classification

Classification Code	Test Characteristics	Classification Requirement
R2 (reaction resin adhesive, improved)	Shear adhesion strength	≥ 2 N/mm ²
	Shear adhesion strength after water immersion	≥ 2 N/mm ²
	Open time: tensile adhesion strength	≥ 0,5 N/mm ² after not less than 20 minutes
	Shear adhesion strength after thermal shock	≥ 2 N/mm ²

Shelf Life and Application Properties* at 73°F (23°C) and 50% relative humidity



Shelf life	2 years
Working time*	1 hour
Time before grouting	24 hours
VOCs (Rule #1168 of California's SCAQMD)	19 g/L

* Working time may vary based on jobsite condition.

Packaging

Product Code	Size
3430007	Kit: 1.8 U.S. gal. (6,81 L)

Approximate Product Coverage* per 1.8 U.S. gals. (6,81 L)

Typical Trowel	Coverage
5/32" x 5/32" (4 x 4 mm) 	60 to 65 sq. ft. (5,57 to 6,04 m ²)
1/4" x 1/4" x 1/4" (6 x 6 x 6 mm) 	25 to 35 sq. ft. (2,32 to 3,25 m ²)

* Trowel dimensions are width/depth/space. Actual coverage will vary according to substrate profile and tile type.

Planicrete® W



RELATED DOCUMENTS

Reference Guide: Surface Preparation Requirements for tile and stone installation systems	RGT0309*
---	----------

* At www.mapei.com.

Refer to MAPEI's MSDS for specific data related to VOCs, health and safety, and handling of product.

STATEMENT OF RESPONSIBILITY

Before using, user shall determine the suitability of the product for its intended use and user alone assumes all risks and liability whatsoever in connection therewith. **ANY CLAIM SHALL BE DEEMED WAIVED UNLESS MADE IN WRITING TO US WITHIN FIFTEEN (15) DAYS FROM DATE IT WAS, OR REASONABLY SHOULD HAVE BEEN, DISCOVERED.**

We proudly support the following industry organizations:



MAPEI Headquarters of the Americas
1144 East Newport Center Drive
Deerfield Beach, Florida 33442
Phone: 1-888-US-MAPEI
(1-888-876-2734)

Technical Services
1-800-992-6273 (U.S. and Puerto Rico)
1-800-361-9309 (Canada)

Customer Service
1-800-42-MAPEI (1-800-426-2734)

For the most current **BEST-BACKED™** product data and warranty information, visit www.mapei.com.

Edition Date: June 18, 2010
PR100 PCWD_F10Exp © 2010 MAPEI Corporation.
All Rights Reserved. Printed in the USA.



MapelastTM AquaDefense

Premium Waterproofing and Crack-Isolation Membrane



DESCRIPTION

Mapelast AquaDefense is a premixed, advanced liquid-rubber, extremely quick-drying waterproofing and crack-isolation membrane for installation under ceramic tile or stone in residential, commercial and industrial environments. *Mapelast AquaDefense* provides a thin, continuous barrier to protect adjacent rooms and floors below from water damage. For common problem areas like coves, corners, cracks and drains, it can be combined with MAPEI's optional *Reinforcing Fabric* or *Mapeband*TM accessories (cove roll and drain flash) to provide additional protection. *Mapelast AquaDefense* dries after about 30 to 50 minutes and is then ready to receive any MAPEI polymer or epoxy mortar. *Mapelast AquaDefense* can be flood-tested after 12 hours of drying time, is IAPMO-listed for use as a shower-pan liner, and exceeds ANSI A118.10 and ANSI A118.12 standards.

FEATURES AND BENEFITS

- Very quick drying: Install tile after 30 to 50 minutes of drying time.
- Time-saving: Flood-test as shower pan liner after 12 hours of drying time.
- Apply with roller or brush – easy to install over flat, curved or irregular surfaces.
- Bonds to a wide range of surfaces; convenient, user-friendly and versatile
- No odor; great for confined spaces
- Prevents in-plane floor cracks from transmitting through tile or stone

INDUSTRY STANDARDS AND APPROVAL

ANSI: Exceeds A118.10 standard (Waterproofing Membranes for Thin-Set Ceramic Tile) and A118.12 standard (Crack-Isolation Membranes for Thin-Set Ceramic Tile)

ASTM: C627 (Robinson) service rating for extra heavy

IAPMO: Listed for use as shower pan liner

<u>LEED (Version 3.0) Points Contribution</u>	<u>LEED Points</u>
MR Credit 5, Regional Materials*.....	Up to 2 points
IEQ Credit 4.2, Low-Emitting	
Materials – Paints & Coatings	1 point

* Using this MAPEI product may help contribute to LEED certification of projects in the categories shown above. Points are awarded based on contributions of all project materials.

WHERE TO USE

- Residential and commercial interior/exterior floors, walls and ceilings
- Industrial interior floors and walls
- Tub and shower surrounds: bathrooms; kitchens; food prep, dishwashing, servery and cafeteria areas; countertops; and laundry rooms
- Residential and commercial submerged applications: freshwater pools, fountains and water features (completely covered by ceramic tile)
- Cantilevered balconies and decks over unoccupied space (see the "Limitations" section)



- Balconies and decks over occupied space when used in conjunction with a primary waterproofing membrane.
- Steam rooms when used in conjunction with a vapor barrier (refer to TCA handbook's sections SR613 and SR614 or TTMAC 321SR).
- In-plane crack isolation up to 1/8" (3 mm) over nonstructural cracks
- MAPEI's *Reinforcing Fabric* is available but optional for use on coves, corners and field application.

LIMITATIONS

- Not for use over structural cracks, in-plane cracks beyond 1/8" (3 mm) or where vertical out-of-plane movement occurs.
- Do not use over substrates containing asbestos, dimensionally unstable substrates such as hardwood flooring, particleboard, oriented strand board (OSB), Masonite or metal. See suitable substrates below.
- Do not use over: Plank flooring, treated plywood, Luau, gypsum-based floor-patching or leveling compounds, vinyl, glazed tile, laminate, fiberglass or epoxy floors, or storage tanks.
- Do not use where excessive substrate moisture and/or where negative hydrostatic pressure exists. Maximum allowable moisture is 5 lbs. per 1,000 sq. ft. (2,27 kg per 92,9 m²) per 24 hours per ASTM F1869 or up to 75% relative humidity as measured with moisture probes.
- Do not use: as a single-application roof-deck membrane, wear surface or primary waterproofing membrane on balconies or decks directly over occupied space or in storage tanks; or with premixed setting materials.
- Do not allow direct contact with solvent-based materials.

Consult MAPEI's Technical Services Department for installation recommendations regarding substrates and conditions not listed.

SUITABLE SUBSTRATES

Interior and Exterior

- Fully cured concrete at least 28 days old (see "Limitations")
- Masonry walls of cement block or brick
- Cured cement mortar beds or leveling coats
- Cement backer units (CBUs)

Interior Only

- Gypsum wallboard (walls only, in approved application areas only)
- Properly prepared radiant-heated substrates

- Properly prepared unglazed ceramic tile and cement terrazzo floors, and gypsum underlayments

Note: Existing unglazed ceramic tile must be abraded, and existing cement terrazzo must be mechanically profiled. Both must be skimcoated with an appropriate MAPEI latex- or polymer-modified mortar.

- Exterior-grade plywood (for interior residential floors and countertops in dry areas only)
- PVC, copper, brass and stainless steel pipe penetrations (abraded)

Tile Council of North America (TCNA) Statement on Deflection Criteria

Floor systems, including the framing system and subfloor panels, over which tile will be installed should be in conformance with the IRC [International Residential Code] for residential applications, the IBC [International Building Code] for commercial applications, or applicable building codes.

Note: The owner should communicate in writing to the project design professional and general contractor the "intended use" of the tile installation, in order to enable the project design professional and general contractor to make necessary allowances for the expected live load, concentrated loads, impact loads, and dead loads including the weight of the tile and setting bed. The tile installer shall not be responsible for any floor framing or subfloor installation not compliant with applicable building codes, unless the tile installer or tile contractor designs and installs the floor framing or subfloor.

SURFACE PREPARATION

Before beginning, consult the "Surface Preparation Requirements" document for tile and stone installation systems at www.mapei.com.

- All recommended substrates must be structurally sound, stable, clean and free of any substance preventing adhesion.
- Do not use chemicals (acid etching or stripping) to prepare approved substrates.
- Concrete substrates should have a Concrete Surface Profile #2 per ICRI (International Concrete Repair Institute). Mechanically clean and profile by diamond-cup grinding or other engineer-approved method when necessary.
- Substrate and room temperatures must be 45°F to 95°F (7°C to 35°C) during and at least 24 hours after application.

MIXING

1. Choose suitable safety equipment before mixing and use.
2. Mix by hand before using.
3. Do not dilute with any other material.
4. Promptly wash tools with water after mixing.

See the Material Safety Data Sheet (MSDS) for *Mapelastc AquaDefense* at www.mapei.com for additional information.

PRODUCT APPLICATION

- Fill all cracks, control joints and gaps in corners and coves that are greater than 1/32" (1 mm) with an appropriate filler material. Force material into crack and finish smooth with trowel. Let dry.
- MAPEI's optional *Reinforcing Fabric* may be used with *Mapelastc AquaDefense* in any of the areas shown below (see the section "Optional Use of MAPEI's *Reinforcing Fabric*").
- MAPEI's *Mapeband* accessories (cove roll and drain flashing) also may be used with *Mapelastc AquaDefense* in any of the areas shown below (see the section "Optional Use of *Mapeband* Accessories").

Pre-treat cracks, corners and coves (floor/wall intersections)

1. For expansion and control joints, see the section "Expansion and Control Joints."
2. Apply *Mapelastc AquaDefense* liquid 6" (15 cm) on both sides of cracks, corners and coves with a paintbrush or roller. Let dry to a dark green color.
3. Apply a second coat and let dry.

Pre-treat drains

1. Review drain manufacturer's instructions for waterproof membrane installation in conjunction with these instructions.
2. Fill space between drain pipe and substrate with appropriate expansion joint materials (typically foam backer rod and sealant).
3. For drains with bolt-down collar and weep holes, loosen bolts and remove from flange. Abrade drain flange with sandpaper, and clean and dry thoroughly.
4. With paintbrush, apply a liberal coat over and around drain flange. Let dry to a dark green color.
5. Apply a second coat and let dry.

Pre-treat openings around pipes and other penetrations

1. Pack/fill the openings/spaces between drain pipe and substrate with appropriate expansion joint materials (typically foam backer rod and sealant).
2. Apply *Mapelastc AquaDefense* with brush around and up onto floor or wall penetration. Let dry to a dark green color.
3. Apply a second coat and let dry.

Complete the main area

1. Apply *Mapelastc AquaDefense* to entire area to be waterproofed (including previously coated areas such as cracks, drains and penetrations) using a 3/8" (10 mm) nap roller. Let dry to a dark green color.
2. Apply a second coat to entire installation. Let dry 30 to 50 minutes before installing tile.

3. Final dry thickness of first and second coats combined in the main area should be about 20 mils or 0,5 mm minimum (about the thickness of a credit card).
4. Inspect and, as needed, recoat pinholes or areas not completely covered. Let dry.
5. Apply bead of silicone or urethane sealant around drain flange at drain throat to join *Mapelastc AquaDefense* to the drain assembly. Leave no voids.
6. Bolt down collar to drain flange.
7. Where *Mapelastc AquaDefense* coating ends on any penetration, apply a bead of silicone or urethane sealant.

CLEANUP

Remove excess *Mapelastc AquaDefense* (while fresh) with damp sponge, soap and warm water. Any completely dried material may be mechanically removed.

PROTECTION

- Protect from foot traffic, rain and freezing for 24 hours.
- Protect installed *Mapelastc AquaDefense* from contamination, excessive heat and extended sun exposure until finish flooring is installed.

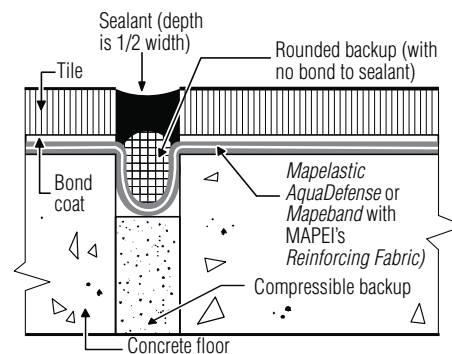
FLOOD TESTING (PER ASTM D5957)

If flood testing is required, allow *Mapelastc AquaDefense* to cure at least 12 hours at 73°F (23°C) and 50% relative humidity. Actual curing time depends on air and substrate temperature, substrate porosity and humidity. Expect shorter drying times in warmer conditions, longer drying times in cooler conditions.

INSTALLING CERAMIC TILE OR NATURAL STONE

1. *Mapelastc AquaDefense* is ready to receive thin-set mortars for tile or stone when dry to touch (about 30 to 50 minutes after applying second coat).
2. Let *Mapelastc AquaDefense* cure for at least 8 hours before installing medium-bed mortars (for large tile or stone), screeds (for leveling floors) or epoxy adhesives.
3. For tile and stone installations, use a MAPEI polymer-modified mortar meeting ANSI A118.4 or ANSI A118.11, or an epoxy mortar meeting ANSI A118.3. For sheet vinyl or wood-flooring installations, use an appropriate epoxy or urethane adhesive.

EXPANSION AND CONTROL JOINTS



1. Do not cover any substrate expansion or control joints with mortar or tile. Provide where specified per the most current TCA handbook for ceramic tile installation, Detail EJ-171, or TTMAC Tile Installation Manual, Detail 301MJ.
2. If waterproofing integrity is required in expansion and control joints, provide per the above drawing. MAPEI's *Reinforcing Fabric* or *Mapeband* can be embedded into the *Mapelastc AquaDefense* liquid, allowed to dry and filled with appropriate joint sealant or an expansion molding system.
3. Protect tilework with metal strips (edge metal) along both edges of structural building expansion joints.

Contact MAPEI's Technical Services Department for more information.

OPTIONAL USE OF MAPEI'S REINFORCING FABRIC

Select fabric size (see packaging chart)

- For coves (floor/wall intersections), allow for 2" (5 cm) of fabric on the floor and 4" (10 cm) up the wall. For cracks, control joints and vertical corners, allow for 3" (7,5 cm) of fabric on each side.
- For drains, cut desired fabric size from 38" (97 cm) wide roll. For floor or wall penetrations, use 6" (15 cm) wide, 38" (97 cm) wide or a combination of both.
- For large areas, the 38" (97 cm) wide roll is recommended.

Cut fabric to size

Cut all required pieces. Set aside.

Pre-treat cracks, control joints, corners, coves, drains, and floor and wall penetrations

1. Apply *Mapelastc AquaDefense* as described in the "Pre-treat" sections above.
2. Lay pre-cut pieces of fabric into wet *Mapelastc AquaDefense*. Use brush to press fabric into corners until liquid comes through fabric. Work out any wrinkles or bubbles.
3. While fabric is wet, apply additional *Mapelastc AquaDefense* over fabric until completely covered to create void-free surface. Let dry to a dark green color.
4. Apply a second coat and let dry.

Install fabric on main area

1. Apply the first coat of *Mapelastc AquaDefense* (including areas previously coated) using a 3/8" (10 mm) nap roller.
2. Place fabric into wet liquid on floor. Using a roller, apply pressure to fabric, working out wrinkles or bubbles while forcing *Mapelastc AquaDefense* to come through fabric. Overlap seams and ends of fabric 2" (5 cm). While still wet, apply additional *Mapelastc AquaDefense* over fabric

until completely covered, creating a void-free surface. Let dry completely to a dark green color.

3. Apply a second coat of *Mapelastc AquaDefense* to entire area. Let dry.
4. Give a final inspection, looking for pinholes, areas not completely covered and other defects.
5. Recoat as needed. Let dry to a dark green color.
6. Cut out the membrane from the drain opening (throat). Locate and punch through the bolt holes. Carefully lift membrane up from drain flange at the throat. Apply a bead of commercial-grade silicone or urethane sealant between the membrane and the drain flange, about 1/2" (12 mm) in from the drain opening. Carefully press the lifted membrane into the sealant.
7. Bolt the drain collar into place while sealant is still fresh.
8. Install ceramic tile or natural stone per the above section "Installing ceramic tile or natural stone."

OPTIONAL USE OF MAPEBAND ACCESSORIES

1. MAPEI's *Mapeband* accessories (cove roll and drain flashing) are waterproof, vapor-proof thin, elastic, deformable, rubber-coated fabric pieces that are fully compatible with *Mapelastc AquaDefense* and provide the ultimate in "change-of-plane" waterproofing protection for coves, corners and drains. Ideal for environments requiring waterproofing but also where temperature extremes, freeze/thaw conditions, vibrations, etc., can cause waterproofing problems.
2. *Mapeband* cove roll can be used in place of MAPEI's *Reinforcing Fabric* on coves, corners and control joints. The "felt side" should face into the corner.
3. *Mapeband* drain flashing can be used in place of MAPEI's *Reinforcing Fabric* on drains. The "felt side" should face down.
4. See *Mapeband's* Technical Data Sheet for installation details.

Product Performance Properties

Laboratory Tests	Results
pH	9
Viscosity	Approximately 30,000 cps
Density	1.3 g per mL
Weight	10.9 lbs per U.S. gal. (1,3 kg per L)

Shelf Life and Application Properties

Shelf life (<i>Mapelastic AquaDefense</i>)	2 years when stored in original unopened container
Shelf life (optional <i>Reinforcing Fabric</i>)	Unlimited (when stored in original unopened box)
Flash point (Seta flash)	Nonflammable
Color	Medium green when wet; dark green when dry
Drying time between first and second coats	When dark green and dry to the touch
Drying time after second coat (before applying ceramic tile or stone)	About 30 to 50 minutes (when dark green and dry to the touch)
Drying time before flood-testing	After 12 hours at 73°F (23°C) and 50% relative humidity
Final dry thickness (2 coats)	About 20 mils or 0,5 mm minimum (about credit-card thickness)
Freeze/thaw stability (liquid)	Up to 5 cycles at 32°F (0°C)
Storage	Store in cool, dry place. Protect from freezing.

Packaging (*Mapelastic AquaDefense*)

Product Code	Size	Approximate Product Coverage (per 2 coats)*
01953	Pail: 1 U.S. gal. (3,79 L) – 4-pack	60 sq. ft. (5,57 m ²)
01968	Pail: 5 U.S. gals. (18,9 L)	300 sq. ft. (27,9 m ²)
01977	Drum: 55 U.S. gals. (208 L) – special order	3,300 sq. ft. (307 m ²)

* Coverages shown are for estimating purposes only. Actual jobsite coverages may vary according to substrate conditions, concrete profile and porosity, type of equipment used, thickness applied, handling and application procedures.

Packaging (optional *Reinforcing Fabric*)

Product Code	Size	Approximate Product Coverage
0170004	Roll: 6" x 75' (15 cm x 22,9 m), 8 per box – To reinforce over cracks, control joints, corners, coves and floor/wall penetrations	37.5 sq. ft. (3,48 m ²) per roll
0170007	Roll: 38" x 75' (97 cm x 22,9 m), 1 per box – To reinforce around drains or main area to be waterproofed	237.5 sq. ft. (22,1 m ²) per roll

Packaging (*Mapeband* waterproofing accessories)

Product Code	Size and color
02101000	Drain flashing (blue): 16.5" x 16.5" (42 x 42 cm)
02401000	Cove roll (blue): 4.75" x 163 ft. (12 cm x 49,7 m)

Mapelastic[™] AquaDefense



RELATED DOCUMENTS

Surface Preparation Requirements for tile and stone	RG-T0309*
--	-----------

* At www.mapei.com.

STATEMENT OF RESPONSIBILITY

Before using, user shall determine the suitability of the product for its intended use and user alone assumes all risks and liability whatsoever in connection therewith. **ANY CLAIM SHALL BE DEEMED WAIVED UNLESS MADE IN WRITING TO US WITHIN FIFTEEN (15) DAYS FROM DATE IT WAS, OR REASONABLY SHOULD HAVE BEEN, DISCOVERED.**

We proudly support the following industry organizations:



MAPEI Headquarters of the Americas
1144 East Newport Center Drive
Deerfield Beach, Florida 33442
Phone: 1-888-US-MAPEI
(1-888-876-2734)

Technical Services
1-800-992-6273 (U.S. and Puerto Rico)
1-800-361-9309 (Canada)

Customer Service
1-800-42-MAPEI (1-800-426-2734)

For the most current BEST-BACKED™ product data and warranty information, visit www.mapei.com.

Edition Date: March 12, 2010
PR5593 MADD_C10Evp © 2010 MAPEI Corporation.
All Rights Reserved. Printed in the USA.



Kerapoxy[®] 410

**100%-solids epoxy
setting mortar**



Meets ANSI A118.3 requirements for chemical resistance

DESCRIPTION

Kerapoxy 410 is a solvent-free, 100%-solids epoxy setting floor and wall mortar that is suited for areas where most chemical-resistant setting material is necessary. *Kerapoxy 410* is formulated to be used as a non sag thin-set for wall applications of porcelain and monocottura tile up to 12" x 12" x 3/8" (30 cm x 30 cm x 10 mm) in format. It also has high compressive strength, which provides excellent impact strength in commercial facilities. *Kerapoxy 410* is designed for setting most types of tile.

USES

- For setting ceramic floor and wall tile, quarry tile, porcelain and monocottura tile, acid-resistant floor brick, paver tile and slate
- For industrial, commercial, residential and institutional applications with high mortar-strength requirements
- For heavy-traffic areas such as subway stations, shopping malls and air terminal buildings
- For applications requiring acid and chemical resistance for most areas of restaurants, hospitals and schools
- For exterior building insets patterns, accent bands and borders
- For showers, gang showers, steam and sauna rooms
- For pools, spas, fountains and water features

- For setting most moisture-sensitive marbles, stones and agglomerates such as Rosso Levanto and Negro Marquina marble or green marble, granite and their agglomerates

Note: Marble, granite and slate are products of nature made from a vast combination of minerals and chemicals that may cause the material to behave or react in a manner beyond our control. Likewise, we do not have control over any of the materials or processes used in the manufacturing of agglomerates. Therefore, determine the suitability of all the materials before proceeding with the installation and test material for possible staining or discoloration.

- For use over properly prepared concrete, masonry block, cement mortars and leveling coats, brick, exterior-grade plywood (interior residential dry floors and countertops only), cement backer units (CBUs), terrazzo and properly prepared existing ceramic tile. (Substrate must be TCNA-approved and meet ANSI A108.6 Standard Specifications, Requirements for Carpentry.)

TECHNICAL NOTES

- The epoxy mortar thickness should not exceed 1/4" (6 mm) under the tile.
- Do not use on exterior walls as a full continuous building covering, as this will restrict moisture vapor transmission.
- Do not use for grouting. Instead, use *Kerapoxy* 100%-solids epoxy and grout.
- The temperature of the tilework or substrate must be between 60°F

and 90°F (16°C and 32°C) while spreading. This temperature should be maintained until *Kerapoxy 410* has hardened sufficiently (after 24 to 72 hours).

- Do not use in areas subject to excessive heat. Once cured, *Kerapoxy 410* will resist temperatures up to 212°F (100°C).
- Do not use in areas subject to excessive hydrostatic pressure or in areas subject to excessive heat.
- Do not apply over particleboard, Masonite, chipboard, Lauan, gypsum floor-patching compounds, metal or similar dimensionally unstable substrates.

RECOMMENDED SUBSTRATES

- Fully cured concrete (at least 28 days old)
- Masonry block
- Brick
- Exterior-grade plywood (interior residential floor and countertop applications in dry areas only)
- Cement backer units (CBUs)
- Properly prepared existing ceramic tile
- Properly prepared cement and epoxy terrazzo
- Properly prepared steel
- Approved MAPEI underlayments and screeds

Note: Consult MAPEI's Technical Services Department for installation recommendations regarding substrates and conditions not listed.

INSTRUCTIONS

1. Surface Preparation

See MAPEI's "Surface Preparation Requirements" document for details.

2. Mixing

- 2.1 Wear rubber gloves and avoid skin contact during mixing, application and cleaning.
- 2.2 Parts A and B are packaged to exact quantity ratios for proper curing.
- 2.3 Pour all material out of the Part B container into the Part A (paste) container. To improve flowability and texture, allow enough time for the Part B material to flow completely out of the container. Always mix complete units. Do not add other materials to this mixture.
- 2.4 Using a slow-speed mixer (at about 300 rpm), mix thoroughly until a homogenous, consistent color is obtained.
- 2.5 Avoid air entrapment and prolonged mixing, which will shorten the pot life.

- 2.6 Wash hands and tools immediately with water before epoxy hardens. *Kerapoxy 410* is extremely difficult to remove once cured.
- 2.7 Do not place the lid on the container after material has been mixed.

3. Application

- 3.1 Remove the mixed product from the container and place in piles on the floor. *Kerapoxy 410* is a thermosetting product, so it sets up faster in a container or a large mass.
 - 3.2 Use a typical notched trowel (see "Technical Data" table) with sufficient depth to ensure proper epoxy mortar transfer, covering at least 95% of the back of the tile with all edges supported.
 - 3.3 Using the trowel's flat or straight edge, spread a thin, pressure-applied coat to the substrate. Follow immediately with additional material, and then comb the surface using the trowel's notched side to achieve an even-setting bed.
 - 3.4 The entire substrate should be covered, leaving no bare areas between the ridges.
 - 3.5 Do not spread more epoxy mortar than can be covered with ceramic tiles while consistency of troweled material is plastic.
 - 3.6 Tile or stone must be dry before setting into mortar.
 - 3.7 Place tiles firmly into position with a twisting motion to ensure good contact with the epoxy mortar.
 - 3.8 Follow immediately with a proper and thorough beat-in to flatten the ridges or notches into a continuous bed, allowing at least 25% of the thickness of each tile to be embedded into the epoxy mortar.
 - 3.9 Make all alignments or adjustments immediately following the beat-in.
 - 3.10 Remove smudges from the tile face immediately with a clean sponge and water.
 - 3.11 Do not disturb, grout or walk over tiles for at least 24 hours.
 - 3.12 Wash hands and tools immediately with water while material is still fresh.
- ### 4. Expansion and Control Joints
- 4.1 Provide for expansion and control joints where specified.
 - 4.2 Do not cover or bridge any expansion joints with *Kerapoxy 410*.
 - 4.3 Plan installation so that tiles line up on one side of the control or expansion joints.
 - 4.4 Protect tilework with metal strips along both edges of structural building expansion joints.
 - 4.5 Insert sealant manufacturer's specified compressible bead and sealant for expansion and control joints.

TECHNICAL DATA (based on 73°F [23°C] and 50% humidity)

Meets ANSI A118.3 requirements for chemical resistance. (ISO R2)

Pot life	1 hour
Open time	1 hour
Initial set	24 hours
Final cure	14 days
Shear strength	> 1,000 psi (> 6,90 MPa)
Compressive strength	> 3,500 psi (> 24,1 MPa)
Cleanability	With water while fresh. Consult MAPEI's Technical Services Department regarding removal of hardened epoxy.
ASTM C627	Extra heavy-duty rating; passes all 14 cycles without damage
Color	Natural sand
Shelf life	2 years when stored in original, sealed containers at room temperature (73°F [23°C])
Health and safety	Consult the Material Safety Data Sheet (MSDS) for safe-handling instructions.

PACKAGING

- Pail, 3 U.S. gals. (11,4 L)
- Part A: 2.733 U.S. gals. (10,3 L)
 - Part B: 0.267 U.S. gals. (1,01 L)

TYPICAL TROWEL AND APPROXIMATE COVERAGES*

1/4" x 1/4" x 1/4"	27 sq. ft./U.S. gal.
(6 x 6 x 6 mm)	(0,66 m ² /L)
1/4" x 3/8" x 1/4"	18 sq. ft./U.S. gal.
(6 x 10 x 6 mm)	(0,44 m ² /L)



* Trowel dimensions are width/depth/space. Coverages shown are for estimating purposes only. Actual job-site coverages may vary according to the type of trowel used, substrate conditions and setting practices.

5. Protection

- 5.1 Protect from freezing. Store at 70°F (21°C) minimum for at least 24 hours before use. If material shows sign of partial crystallization, place unopened container in warm tap water (at about 120°F [49°C]) for 10 to 20 minutes before mixing.
- 5.2 Once cured, *Kerapoxy 410* becomes a high-performance, chemical-resistant mortar and grout. For best results, adhere to the following recommended guidelines for room temperature (73°F [23°C]):

<u>Protect from</u>	<u>For at least</u>
Light foot traffic	24 hours
Normal traffic and routine cleaning materials	72 hours
Heavy traffic	7 days
Food products and chemical exposure	14 days
Water immersion	21 days

**Kerapoxy[®]
410**

NOTICE

Before using, user shall determine the suitability of the product for its intended use and user alone assumes all risks and liability whatsoever in connection therewith. **ANY CLAIM SHALL BE DEEMED WAIVED UNLESS MADE IN WRITING TO US WITHIN FIFTEEN (15) DAYS FROM DATE IT WAS, OR REASONABLY SHOULD HAVE BEEN, DISCOVERED.**

MAPEI

Headquarters of the Americas

1144 East Newport Center Drive
Deerfield Beach, Florida 33442
Phone: 1-888-US-MAPEI (1-888-876-2734)
Fax: (954) 246-8800

Customer Service

1-800-42-MAPEI (1-800-426-2734)

Technical Services

1-800-992-6273 (U.S. and Puerto Rico)
1-800-361-9309 (Canada)

Additional Information

Website: www.mapei.com

MAPEI – USA

Ft. Lauderdale, Florida
Fredericksburg, Virginia
Garland, Texas
San Bernardino, California
South River, New Jersey
Tempe, Arizona
West Chicago, Illinois

MAPEI – Canada

Laval, Quebec
Delta, British Columbia
Brampton, Ontario

MAPEI – Argentina

Buenos Aires


MAPEI – Puerto Rico

Dorado

MAPEI – Venezuela

Caracas, Ref. J-30312350-3

For the most current
product data, visit
www.mapei.com.



PR4097 KP4D_K06Evp
© 2006 MAPEI Corporation. All Rights Reserved.
Printed in the USA



Kerapoxy®

Premium Epoxy Mortar and Grout



DESCRIPTION

Kerapoxy is a premium-grade, water-cleanable, 100%-solids, high-strength epoxy mortar and chemical-resistant nonsagging grout. Available in all MAPEI colors for grouting, *Kerapoxy* is excellent for countertops, high-traffic areas, and areas needing stain and chemical resistance.

FEATURES AND BENEFITS

- Stain-free†
- No sealer required
- Water-cleanable

INDUSTRY STANDARDS AND APPROVALS

- **ISO 13007:** Classification R2T/RG
- **ANSI:** Meets A118.3 requirements

<u>LEED Points Contribution</u>	<u>LEED Points</u>
MR Credit 5, Regional Materials*	Up to 2 points
IEQ Credit 4.1, Low-Emitting Materials – Adhesives & Sealants.....	1 point
IEQ Credit 4.3, Low-Emitting Materials – Flooring Systems	1 point

* Using this product may help contribute to LEED certification of projects in the categories shown above. Points are awarded based on contributions of all project materials.

* With immediate cleaning and proper maintenance, Opticolor stain-free grout is resistant to staining when exposed to most common household goods and cleaning agents. Long-term exposure to any material can increase the potential for staining grout.

WHERE TO USE (see “Limitations” section)

As a mortar

- For setting interior floors and walls
- For exterior installations (contact MAPEI’s Technical Services Department)
- For setting most ceramic, porcelain and quarry tiles, acid-resistant floor brick, pavers and natural-stone tile**
- For the installation of moisture-sensitive natural stone and their agglomerates. When setting light-colored marble, which can be stained by epoxy, use white *Granirapid*®, white *Ultraflex*™ RS or white *Ultracontact*™ RS.**
- For residential wall, floor and countertop installations
- For installations in areas subject to high water use or submerged conditions (such as gang showers, pools, spas and fountains)
- For industrial, commercial and institutional installations with high mortar requirements, see Chemical Resistance chart in this document.

As a grout

- For grouting most ceramic, porcelain and quarry tiles; acid-resistant floor brick; pavers; and natural-stone tile**
- For grouting interior residential and commercial floor/wall applications
- For grouting exterior residential and commercial floor applications (contact MAPEI’s Technical Services Department)
- For industrial, commercial and institutional installations with high-strength, chemical-resistant and nonsagging grout requirements, see Chemical Resistance chart in this document.



- For heavy traffic areas such as subway stations, shopping malls and airport terminal buildings
- For areas requiring stain-resistant grout such as countertops, vanities and laboratory tabletops.

Note: Contact MAPEI's Technical Services Department for additional information regarding applications.

*** Marble, granite and slate are products of nature made from a vast combination of minerals and chemicals that may cause the material to behave or react in a manner beyond our control. Likewise, we do not have control over any of the materials and process used in the manufacturing of agglomerates. Therefore, determine the suitability of all the materials before proceeding with the installation. To ensure desired results, a mockup installation is required before the actual installation.*

LIMITATIONS

For use as a mortar

- Do not install over substrates containing asbestos.
- Do not exceed 1/4" (6 mm) in epoxy mortar thickness under the tile.
- Do not apply over particleboard, presswood, oriented strand board (OSB), Masonite, chipboard, Luaun, gypsum floor patching compounds or similar dimensionally unstable substrates.

For use as a grout

- Joint width should be between 1/16" and 3/8" (1,5 and 10 mm).
- Do not use for grouting white or translucent marble.

Note: Some types of glazed ceramic tiles, marble and granite as well as marble agglomerates can be permanently stained, scratched, dulled or damaged when grouted with pigmented, sanded and epoxy grout formulas. Take all the necessary precautions to ensure that the marble, granite or tiles are compatible with colored grouts. To determine the suitability of the product with colored and/or sanded grouts, check the tile or marble manufacturer's literature and test grout on a separate sample area before grouting.

- Do not use in areas subject to excessive heat. Once cured, *Kerapoxy* will resist temperatures up to 212°F (100°C). Keep steam-cleaning wands 6" to 12" (15 to 30 cm) above the tile surface.
- When used as a grout on exterior installations, color variations may occur over time, especially with lighter shades due to ultraviolet rays or environmental contaminants.

SUITABLE SUBSTRATES (As a mortar)

- Fully cured concrete (at least 28 days old)
- Cement block and brick masonry
- Cement mortars and leveling coats
- Exterior-grade plywood (interior residential floor and countertop applications in dry areas only)
- Cement backer units (CBUs)
- Properly prepared existing ceramic tile
- Properly prepared cement and epoxy terrazzo

Consult MAPEI's Technical Services Department for installation recommendations regarding substrates and conditions not listed.

SURFACE PREPARATION

The temperature of the substrate or tilework must be between 60°F and 90°F (16°C and 32°C) while grouting for best results. Maintain that temperature until *Kerapoxy* has hardened sufficiently (in 24 to 72 hours).

For use as a mortar

- All substrates should be structurally sound, stable, dry, clean and free of any substance or condition that may reduce or prevent proper adhesion.

For use as a grout

- The application of a grout release over certain types of porcelain or textured surface tiles or stone may be advantageous where a fine surface porosity might trap fine cement particles or color pigments. Seek the advice of the tile or stone manufacturer and site-test (mock up) on separate samples before grouting.
- Before grouting, make sure that the tiles or stones are firmly set and that the adhesive or mortar is completely dry.
- Remove all spacers, pegs, ropes and strings.
- Grout joints must be clean and free of standing water, dust, dirt and foreign matter. Remove excess adhesive or mortar from the joint area so that 2/3 of the depth of the tile is left available for grouting.
- Clean the tile or stone surface to remove dust, dirt, mortar, adhesive and other contaminants that may cause grout discoloration.

Note: See MAPEI's "Surface Preparation Requirements" document for tile and stone system installations at www.mapei.com for additional information.

MIXING

1. Parts A and B are packaged to exact quantity ratios for proper curing.
2. Pour out all material from the Part B container into Part A (paste). To improve flowability and texture, allow enough time for the material to flow completely out of the container. Always mix complete units. Do not add other materials to this mixture.
3. Use a slow-speed mixer (at about 300 rpm), or manually mix smaller kits with a margin trowel.
4. Avoid air entrapment from prolonged mixing, which will shorten the pot life.
5. Mix thoroughly until a homogenous, consistent color is obtained.
6. Wash tools immediately with water before epoxy hardens. *Kerapoxy* is extremely difficult to remove once cured.
7. Do not place the lid on the container after the material has been mixed.

Note: Use all appropriate safety equipment. Refer to Material Safety Data Sheet (MSDS) for more information.

PRODUCT APPLICATION

As a mortar

1. Remove the mixed product from the container and place in piles on the floor. *Kerapoxy* is a thermosetting product, so it sets faster in a container or a large mass.
2. Choose a notched trowel (see chart below) with sufficient depth to achieve > 80% mortar contact to both the tile

and substrate for all interior applications, and > 95% for exterior installations, commercial floor installations and wet applications. All edges of the tile or stone must be supported by the mortar. It may be necessary to back-butter tiles in order to reach these requirements. (Refer to ANSI A108.5 specifications and TCNA guidelines.)

3. With pressure, apply a coat by using the trowel's flat side to key mortar into substrate.
4. Apply additional mortar, combing it in a single direction with the trowel's notched side.
5. Spread only as much mortar as can be tiled before product skins over. Open time can vary with jobsite conditions.
6. Place the tiles firmly into the wet mortar. Push the tiles back and forth in a direction perpendicular to trowel lines, to collapse the mortar ridges and to help achieve maximum coverage. Ensure proper contact between mortar, tile and substrate by periodically lifting a few tiles to check for acceptable coverage (see TNCA adhesive placement guidelines).
7. Remove excess mortar from the joint areas so that at least 2/3 of the tile depth is available for grouting (see ANSI A108.10 guidelines).
8. Provide for expansion and control joints as specified per TCNA Detail EJ171 or TTMAC Specification Guide 09 30 00, Detail 301MJ.
9. Clean tools and tile while mortar is fresh.

As a grout

1. Remove mixed product from the container and place in small piles. (If grouting a wall, place on kraft paper laid on the floor.) *Kerapoxy* is a thermosetting product, so it sets up faster in a container or in a large mass.
2. Use a hard-rubber float with a sharp edge to force the grout into the joints in a continuous manner, leaving it flush with the tile edge.
3. Be certain that all joints are well-compacted, and are free of voids and gaps. Fill the joints with the maximum amount of grout possible.
4. Thoroughly remove excess *Kerapoxy* from the face of the tile before it loses its plasticity or begins to set. Hold the rubber float at a 90° angle to the tile surface and drag the float across the tile surface diagonally to the grout lines, leaving as little epoxy grout on the tile surface as possible.
5. Clean tiles immediately after applying each unit of *Kerapoxy*. Grout and clean in small areas. Do not attempt to use more than one unit before cleaning tiles. Do not allow *Kerapoxy* to harden on the tile surface. On large projects, working in teams of 2 to 3 people will simplify the installation.

6A. On horizontal surfaces:

- Apply a liberal amount of cold water to the freshly grouted area. Scrub the tile surface diagonally to the joint line using a nonwoven nylon white scouring pad (use a more aggressive pad if tile has an abrasive surface). Apply enough pressure on the pad to loosen any film without removing grout from the joints. Rinse pads frequently while cleaning. Note: Be careful not to get any water in the ungrouted joints.
- Remove the epoxy residue and water by using a "towel drag" method. Hold a damp towel by two corners and drag it diagonally across the grout joints. Rinse the towel often and keep changing water in the buckets to avoid residue buildup.

6B. On vertical surfaces:

- Mist the surface using a spray bottle in small workable areas. Use MAPEI's nonabrasive nylon pad and apply enough pressure on the pad to loosen any film without removing grout from the joints. Rinse pads frequently while cleaning. Note: Be careful not to get any water in the ungrouted joints. If slumping of the grout occurs during initial rinsing, dress up the grout joint by smoothing the joint with a sharp-edged cellulose sponge.

7. Remove the soap, epoxy residue and water by again using a "towel drag" method (for horizontal surfaces) or the misting method (for vertical surfaces). Do not allow excess water to remain on the tile surface, which would allow a film to form on the surface that would be difficult to remove once hardened.
8. Within 15 to 20 minutes – for best results – perform a second wash with clean water, a clean white scrubpad and a neutral-pH liquid soap solution. This will help loosen any residue left on the tile from the first wash.
9. Do not step on freshly cleaned tiles, as this could permanently damage the grout.
10. Check the installation the same day before leaving the jobsite to make sure it is completely clean. If the tile surface has any shiny or tacky residue, remove it with a neutral solution of liquid detergent and water.
11. Protect surfaces for at least 7 days after grouting. Wait at least 3 days before checking hardness.

PROTECTION

- Because propane gas heaters will yellow epoxy, refrain from using such heaters or properly vent all exhaust.
- Do not disturb, grout or walk over tiles for at least 24 hours after setting.
- Grout should be cured for at least 72 hours before routine cleaning.
- *Kerapoxy* should be cured for at least 10 to 14 days at 73°F (23°C) before water immersion or exposure to chemicals. Longer times will be needed for colder temperatures.

MAINTENANCE

- Grout must be fully cured before regular cleaning.
- MAPEI grout products are produced to the highest quality of standards. To maintain a clean tile surface, use a neutral-pH cleaner for maintaining the floor, followed by a clean-water rinse.
- Do not use harsh chemicals to maintain the tile surface. Before proceeding with cleaning, consult the cleaner's manufacturer for compatibility, use and application instructions. Remove or rinse fatty acid residue from the grout surface to avoid potential grout deterioration caused by prolonged exposure.

CHEMICAL RESISTANCE

Resistance to chemicals depends on the concentration, temperature and duration of exposure. For long-term durability and improved grout appearance, clean up spills immediately after they occur.

Laboratory tests reveal variable resistance to certain chemicals. The following table may be considered as a general guide for *Kerapoxy* applications at 73°F (23°C).

For recommendations regarding chemicals not listed or concentrations exceeding the levels stated, contact MAPEI's Technical Services Department.

Legend

- ++ Excellent resistance
- + Good resistance; long exposure could cause some deterioration; clean surface rapidly with water
- Poor or no resistance

Product Types	Concentration	Laboratory	Long Time	Short Time
Acids				
Vinegar	2.5%	++	++	++
	5%	++	+	++
	10%	-	-	-
Hydrochloric acid	10%	++	++	++
Chromic acid	20%	-	-	-
Citric acid	10%	++	++	++
Formic acid	2.5%	++	++	++
	10%	-	-	-
Lactic acid	2.5%	++	++	++
	5%	++	+	++
	10%	+	-	+
Nitric acid	10%	++	+	++
	50%	-	-	-
Phosphoric acid	50%	++	++	++
	75%	+	-	+
Sulfuric acid	1.5%	++	++	++
	10%	++	++	++
	96%	-	-	-
Tannic acid	10%	++	++	++
Oxalic acid	10%	++	++	++
Oleic acid		-	-	-
Base and Salt Solutions				
Ammonia solution	25%	++	++	++
Caustic soda	50%	++	++	++
Hypochlorite solution				
	• Act. CL 6.4 g/L	++	+	++
• Act. CL 165 g/L		-	-	-
Sodium hyposulfite		++	++	++
Calcium chloride		++	++	++
Iron chloride		++	++	++
Sodium chloride		++	++	++
Sodium chromate		++	++	++
Sugar		++	++	++
Aluminum sulfate		++	++	++
Potassium permanganate	5%	++	+	++
	10%	+	-	+
Caustic potash	50%	++	++	++
Hydrogen peroxide	1%	++	++	++
	10%	++	++	++
	25%	++	++	++
Sodium bisulfite		++	++	++
Oils and Combustible Products				
Gasoline		++	++	++
Turpentine		++	++	++
Diesel fuel		++	++	++
Peanut oil		++	++	++
Tar		++	+	+
Olive oil		++	++	++
Heating oil		++	++	++
Solvents				
Acetone		-	-	-
Ethylene glycol		++	++	++
Glycerol		++	++	++
Methylcellosolve		-	-	-
Perchloroethylene		-	-	+
Carbon tetrachloride		+	-	+
Chloroform		-	-	-
Methylene chloride		-	-	-
Toluene		-	-	+
Carbon disulfide		+	-	+
Mineral spirits		++	++	++
Benzene		-	-	+
Trichloroethane		-	-	-
Xylene		-	-	-

Product Performance Properties

ISO 13007 Classification

Classification Code	Test Characteristics	Classification Requirement
RG (reaction resin grout)	Abrasion resistance†	Less than or equal to 0.015 cu. in. (250 mm³)
	Flexural strength†	Greater than 4,350 psi (30 MPa)
	Compressive strength†	Greater than 6,525 psi (45 MPa)
	Shrinkage†	Less than 0.06 in./3.28 ft. (1,5 mm/m)
	Water absorption†	Less than 0.0002 lb. (0,1 g)
R2 (reaction resin adhesive, improved)	Shear adhesion strength	≥ 2 N/mm²
	Shear adhesion strength after water immersion	≥ 2 N/mm²
	Open time: tensile adhesion strength	≥ 0,5 N/mm² after not less than 20 minutes
	Shear adhesion strength after thermal shock	≥ 2 N/mm²
T (vertical slip resistance)	Slip	≤ 0,5 mm

† 28-day cure

Approximate Product Coverage*

• For use as a mortar

Trowel Size	1 U.S. qt. (946 mL)	1 U.S. gal. (3,79 L)	2 U.S. gals. (7,57 L)
1/4" x 1/4" x 1/4" (6 x 6 x 6 mm) square-notched trowel	4.5 sq. ft. (0,42 m²)	18 sq. ft. (1,67 m²)	36 sq. ft. (3,34 m²)
5/32" x 5/32" (4 x 4 mm) V-notched trowel	10 sq. ft. (0,93 m²)	40 sq. ft. (3,72 m²)	80 sq. ft. (7,43 m²)

• For use as a grout

Tile Size	Approximate Coverages** – per 1 U.S. qt. (946 mL)			
	Grout Joint Width			
	1/16" (1,5 mm)	1/8" (3 mm)	1/4" (6 mm)	3/8" (10 mm)
1" x 1" x 1/4" (25 x 25 x 6 mm)	14 (1,30)	8 (0,74)	4 (0,37)	3 (0,28)
2" x 2" x 1/4" (50 x 50 x 6 mm)	27 (2,51)	14 (1,30)	8 (0,74)	6 (0,56)
3" x 3" x 1/4" (75 x 75 x 6 mm)	40 (3,72)	20 (1,86)	11 (1,02)	8 (0,74)
4-1/4" x 4-1/4" x 1/4" (108 x 108 x 6 mm)	56 (5,20)	28 (2,60)	15 (1,39)	10 (0,93)
4" x 4" x 3/8" (100 x 100 x 10 mm)	35 (3,25)	18 (1,67)	9 (0,84)	7 (0,65)
4" x 8" x 1/2" (100 x 200 x 12 mm)	35 (3,25)	18 (1,67)	9 (0,84)	6 (0,56)
4" x 8" x 3/4" (100 x 200 x 19 mm)	23 (2,14)	12 (1,11)	6 (0,56)	4 (0,37)
4" x 8" x 1-1/8" (100 x 200 x 29 mm)	15 (1,39)	8 (0,74)	4 (0,37)	3 (0,28)
4" x 8" x 1-3/8" (100 x 200 x 35 mm)	13 (1,21)	6 (0,56)	3 (0,28)	2 (0,19)
6" x 6" x 1/4" (150 x 150 x 6 mm)	78 (7,25)	40 (3,72)	20 (1,86)	14 (1,30)
6" x 6" x 1/2" (150 x 150 x 12 mm)	39 (3,62)	20 (1,86)	10 (0,93)	7 (0,65)
8" x 8" x 3/8" (200 x 200 x 10 mm)	69 (6,41)	35 (3,25)	18 (1,67)	12 (1,11)
10" x 10" x 3/8" (250 x 250 x 10 mm)	86 (7,99)	44 (4,09)	22 (2,04)	15 (1,39)
12" x 12" x 1/2" (300 x 300 x 12 mm)	78 (7,25)	39 (3,62)	20 (1,86)	13 (1,21)
16" x 16" x 3/8" (406 x 406 x 10 mm)	138 (12,8)	69 (6,41)	35 (3,25)	24 (2,23)

Tile Size	Approximate Coverages** – per 1 U.S. gal. (3,79 L)			
	Grout Joint Width			
	1/16" (1,5 mm)	1/8" (3 mm)	1/4" (6 mm)	3/8" (10 mm)
1" x 1" x 1/4" (25 x 25 x 6 mm)	56 (5,20)	31 (2,88)	18 (1,67)	14 (1,30)
2" x 2" x 1/4" (50 x 50 x 6 mm)	108 (10,0)	56 (5,20)	31 (2,88)	22 (2,04)
3" x 3" x 1/4" (75 x 75 x 6 mm)	159 (14,8)	82 (7,62)	43 (3,99)	31 (2,88)
4-1/4" x 4-1/4" x 1/4" (108 x 108 x 6 mm)	223 (20,7)	114 (10,6)	59 (5,48)	41 (3,81)
4" x 4" x 3/8" (100 x 100 x 10 mm)	140 (13,0)	72 (6,69)	37 (3,44)	26 (2,42)
4" x 8" x 1/2" (100 x 200 x 12 mm)	139 (12,9)	71 (6,60)	37 (3,44)	25 (2,32)
4" x 8" x 3/4" (100 x 200 x 19 mm)	93 (8,64)	47 (4,37)	24 (2,23)	17 (1,58)
4" x 8" x 1-1/8" (100 x 200 x 29 mm)	62 (5,76)	32 (2,97)	16 (1,49)	11 (1,02)
4" x 8" x 1-3/8" (100 x 200 x 35 mm)	51 (4,74)	26 (2,42)	13 (1,21)	9 (0,84)
6" x 6" x 1/4" (150 x 150 x 6 mm)	313 (29,1)	159 (14,8)	82 (7,62)	56 (5,20)
6" x 6" x 1/2" (150 x 150 x 12 mm)	156 (14,5)	79 (7,34)	41 (3,81)	28 (2,60)
8" x 8" x 3/8" (200 x 200 x 10 mm)	277 (25,7)	140 (13,0)	72 (6,69)	49 (4,55)
10" x 10" x 3/8" (250 x 250 x 10 mm)	345 (32,1)	174 (16,2)	89 (8,27)	60 (5,57)
12" x 12" x 1/2" (300 x 300 x 12 mm)	310 (28,8)	156 (14,5)	79 (7,34)	54 (5,02)
16" x 16" x 3/8" (406 x 406 x 10 mm)	551 (51,2)	277 (25,7)	140 (13,0)	94 (8,73)

* Coverages shown are for estimating purposes only. Actual jobsite coverages may vary according to actual tile size and thickness, exact joint width, job conditions and grouting methods.

** When grouting abrasive or slip-resistant floor tiles, anticipated coverage can be dramatically decreased. Alternatives to the traditional grouting technique, such as a grout bag or commercial sealant gun, may be of assistance. Consult MAPEI's Technical Services Department for approximate coverages not shown in the above table or use the grout calculator at www.mapei.com.

Kerapoxy®



Kerapoxy®



ANSI Specification

Test Method	ANSI Specification	Test Results
ANSI A118.3 (5.1) – water cleanability	80 minutes	Pass
ANSI A118.3 (5.2)		
– initial setting time	> 2 hours	Pass
– service setting time	< 7 days	Pass
ANSI A118.3 (5.3) – shrinkage	< 0.25%	Pass
ANSI A118.3 (5.4) – sag	No change	Pass
ANSI A118.3 (5.5) – quarry shear bond	> 1,000 psi (6,90 MPa)	Pass
ANSI A118.3 (5.6) – compressive strength	> 3,500 psi (24,1 MPa)	Pass
ANSI A118.3 (5.7) – tensile strength	> 1,000 psi (6,90 MPa)	Pass
ANSI A118.3 (5.8) – thermal shock	> 500 psi (3,45 MPa)	Pass

Shelf Life and Application Properties* at 73°F(23°C) and 50% relative humidity

Shelf life	2 years
Protect from:	
light traffic†	24 hours
heavy traffic†	48 hours
Full cure†	10 to 14 days

† Protection and cure times will vary depending on ambient temperature, substrate temperature, and humidity

Packaging

Product Code††	Size
35XX018	Kit: 1 U.S. qt. (946 mL)
34XX018	Kit: 1 U.S. gal. (3,79 L)
39XX901	Kit: 2 U.S. gals. (7,57 L)

†† "XX" is reserved for the two-digit color code.

Colors

Available in MAPEI's pallet of 36 designer colors. Refer to MAPEI's grout color chart. Sample grout color chips are available upon request.

RELATED DOCUMENTS

Reference Guide: Surface Preparation Requirements for tile and stone installation systems	RGTO309*
---	----------

* At www.mapei.com.

Refer to MAPEI's MSDS for specific data related to VOCs, health and safety, and handling of product.

STATEMENT OF RESPONSIBILITY

Before using, user shall determine the suitability of the product for its intended use and user alone assumes all risks and liability whatsoever in connection therewith. **ANY CLAIM SHALL BE DEEMED WAIVED UNLESS MADE IN WRITING TO US WITHIN FIFTEEN (15) DAYS FROM DATE IT WAS, OR REASONABLY SHOULD HAVE BEEN, DISCOVERED.**

We proudly support the following industry organizations:



MAPEI Headquarters of the Americas
1144 East Newport Center Drive
Deerfield Beach, Florida 33442
Phone: 1-888-US-MAPEI
(1-888-876-2734)

Technical Services
1-800-992-6273 (U.S. and Puerto Rico)
1-800-361-9309 (Canada)

Customer Service
1-800-42-MAPEI (1-800-426-2734)


For the most current **BEST-BACKED™** product data and warranty information, visit www.mapei.com.

Edition Date: June 11, 2010
PR124 KPYD_F10Ev © 2010 MAPEI Corporation.
All Rights Reserved. Printed in the USA.



Keracaulk™ S Keracaulk™ U

Premium, Sanded and Unsanded Siliconized Acrylic Caulks



DESCRIPTION

Keracaulk S (sanded) and *Keracaulk U* (unsanded) are premium-grade, easy-to-use, easy-to-clean siliconized acrylic caulks formulated to match the color and texture of MAPEI sanded and unsanded grouts.

FEATURES AND BENEFITS

- Contain a mildewcide to make both caulks resistant to degradation from mildew (after cure)
- Paintable
- Water cleanup while fresh
- Packaged in gun-grade tubes for easy application
- VOC-compliant

INDUSTRY STANDARDS AND APPROVALS

ASTM: Meets C834 for low-movement sealant

<u>LEED Points Contribution</u>	<u>LEED Points</u>
MR Credit 5, Regional Materials*.....	Up to 2 points
IEQ Credit 4.1, Low-Emitting Materials – Adhesives & Sealants	1 point
IEQ Credit 4.3, Low-Emitting Materials – Flooring Systems	1 point

**Using this product may help contribute to LEED certification of projects in the categories shown above. Points are awarded based on contributions of all project materials.*

WHERE TO USE

- For gaps up to 1/4" (6 mm)
- As a flexible barrier/filler between horizontal and vertical surfaces to prevent cracked tile due to expansion
- For filling joints where tile abuts dissimilar surfaces
- For caulking around sinks, tubs, showers, countertops and ceramic tile floors
- For interior use only
- For restoring cracked or worn grout joints

LIMITATIONS

- Do not install over substrates containing asbestos.
- Application temperature range is 50°F to 90°F (10°C to 32°C).
- Apply only to clean, dry surfaces.
- For both *Keracaulk S* and *Keracaulk U*, joints should not exceed 1/4" (6 mm) in width.
- Do not use for exterior projects or applications subject to constant water immersion.
- Do not use in areas where joints will be subject to heavy abrasion or wear.
- Allow new concrete to cure for 30 days before caulking.
- Although *Keracaulk S* and *Keracaulk U* are color-matched to MAPEI's grout color system, expect a slight variation in color due to the difference in composition between materials.
- For applications beyond 1/4" (6 mm) in depth, the caulking depth must be controlled by a closed-cell backer rod.



Shelf Life and Application Properties* at 73°F (23°C) and 50% relative humidity

Drying time	24 to 48 hours
Shelf life	2 years

* Cold temperature or high humidity may alter these properties.

Packaging

Product Code	Size
3XX10	Sanded 10.5 U.S. oz. (311 mL) tube
9XX10	Unsanded 10.5 U.S. oz. (311 mL) tube

† For the "XX" portion of each product code, use the two-digit number of the desired caulk color.

Approximate Product Coverage per 10.5 U.S. oz. (311 mL)

Joint size	Coverage**
1/16" (1,5 mm)	48 to 50 lin. ft. (14,6 to 15,2 m)
1/8" (3 mm)	24 to 25 lin. ft. (7,32 to 7,62 m)
3/16" (4,5 mm)	15 to 17 lin. ft. (4,57 to 5,18 m)
1/4" (6 mm)	11 to 13 lin. ft. (3,35 to 3,96 m)

** Coverages shown are for estimating purposes only. Actual jobsite coverages may vary depending on the joint size and application procedures.

- Do not use in a thin application.
- May stain porous materials (conduct test on separate area before final application)
- Refer to project ASTM requirements before commercial use.

SURFACE PREPARATION

- Surfaces must be structurally sound, stable, clean and free from dust, oil, grease, paint, gypsum patch, flooring adhesive, tar, wax, sealers, curing compounds, form release agents, laitance, loose particles and foreign substances that could reduce or impair adhesion.
- Remove all traces of paint, loose particles, residue and cement particles by mechanical means.
- Remove mildew by scrubbing with a mixture of 4 U.S. oz. (118 mL) of trisodium phosphate (TSP), 1 U.S. qt. (946 mL) of liquid bleach and 3 U.S. qts. (2,84 L) of warm water. Protect eyes and hands by wearing goggles and water/chemical-resistant gloves. Thoroughly rinse and allow surface to dry completely before caulking and painting.

- Vacuum out joints and wipe them clean with a damp rag.
- Consult MAPEI's Technical Services Department for installation recommendations regarding substrates and conditions not listed.

PRODUCT APPLICATION

1. Read all installation instructions thoroughly before installation.
2. Tile should be firmly set before caulking. Typically, this is 24 to 48 hours after tile installation.
3. Caulking may be done either before or after grouting.
4. For a clean, straight and neat caulk joint, mask both sides of the joint with masking tape.
5. *Keracaulk S* and *Keracaulk U* come ready to use. Apply with a caulking gun. Do not open cartridges until preparatory work has been completed.
6. Cut nozzle tip to desired bead size at 45-degree angle.
7. Completely fill joints with sealant and smooth over with a wet finger.
8. Excess caulk should be removed with a damp cloth before caulk skins over.
9. Immediately wash hands and tools with warm water and soap.

PROTECTION

1. Allow at least 4 to 6 hours drying time before painting.
2. Protect from water exposure until fully cured at least 72 hours.

Note: Larger beads of caulk and cool, humid conditions will require a longer drying time.

Refer to MAPEI's Material Safety Data Sheet (MSDS) for specific data related to VOCs, health and safety, and handling of product.

STATEMENT OF RESPONSIBILITY

Before using, user shall determine the suitability of the product for its intended use and user alone assumes all risks and liability whatsoever in connection therewith. **ANY CLAIM SHALL BE DEEMED WAIVED UNLESS MADE IN WRITING TO US WITHIN FIFTEEN (15) DAYS FROM DATE IT WAS, OR REASONABLY SHOULD HAVE BEEN, DISCOVERED.**

We proudly support the following industry organizations:



MAPEI Headquarters of the Americas

1144 East Newport Center Drive
Deerfield Beach, Florida 33442
Phone: 1-888-US-MAPEI
(1-888-876-2734)

Technical Services

1-800-992-6273 (U.S. and Puerto Rico)
1-800-361-9309 (Canada)

Customer Service

1-800-42-MAPEI (1-800-426-2734)

For the most current **BEST-BACKED™** product data and warranty information, visit www.mapei.com.

Edition Date: June 15, 2010
PR4127 KKSUD_F10Evp © 2010 MAPEI Corporation.
All Rights Reserved. Printed in the USA.



Kerabond/ Keralastic™ System

Premium Flexible Tile Mortar



DESCRIPTION

Kerabond/Keralastic System is a high-performance, two-part system: *Keralastic™*, a second-generation “flexible” acrylic latex additive, is used to enhance the performance of *Kerabond™*, which is a premium-grade dry-set mortar. This system has exceptional bond strength, flexural strength, elongation and freeze/thaw durability.

FEATURES AND BENEFITS

- High-performance bond
- Best for most difficult tiles, substrates and conditions

INDUSTRY STANDARDS AND APPROVALS

ISO 13007: Classification C2ES2P2

ANSI: Meets or exceeds A118.4 and ANSI A118.11 bond strength requirements

<u>LEED Points Contribution</u>	<u>LEED Points</u>
MR Credit 5, Regional Materials*	Up to 2 points
IEQ Credit 4.1, Low-Emitting Materials – Adhesives & Sealants.....	1 point
IEQ Credit 4.3, Low-Emitting Materials – Flooring Systems	1 point

* Using this MAPEI product may help contribute to LEED certification of projects in the categories shown above. Points are awarded based on contributions of all project materials.

WHERE TO USE

- Most interior/exterior residential and commercial installations on floors, walls and ceilings
- Installation of ceramic and porcelain tile, glass tile, quarry tile, pavers, Saltillo tile, and most types of marble, granite and natural stone

LIMITATIONS

- Install only at temperatures between 40°F and 95°F (4°C and 35°C).
- Do not use for moisture-sensitive stone (green marble, some limestone and granite), agglomerate tiles or resin-backed tiles. Instead, use suitable epoxy or urethane adhesives (see respective Technical Data Sheet for more information).
- Some glass tile backings may not be suitable for use with *Kerabond/Keralastic*. Consult the recommendations of the TCNA and the glass tile manufacturer.
- For translucent or transparent glass tile, use white *Granirapid®* or *Adesilex™ P10*.
- Use a white mortar when installing light-colored stones and translucent marble.
- Do not use over dimensionally unstable substrates such as hardwood flooring, oriented strand board (OSB), substrates containing asbestos, or metal. See “Suitable Substrates” section below.
- To use directly over gypsum-based patching or leveling substrates, apply suitable sealer before use. See MAPEI’s Technical Bulletin 010506-TB, “Installing MAPEI Products over Gypsum.”



- Consult local building code requirements for use on exterior commercial facades.
- Installations of tile over nonporous surfaces, such as waterproofing membranes and existing tile, may require extended setting/curing times.

SUITABLE SUBSTRATES

- Concrete (cured at least 28 days)
- Masonry cement block, brick, cement mortar beds and leveling coats
- Cement backer units (CBUs) – see manufacturer's installation guidelines
- Gypsum wallboard and primed plaster– interior walls in dry areas only (see MAPEI's Technical Bulletin 010506-TB for priming instructions)
- APA and CANPLY Group 1 exterior-grade plywood (interior, residential and light commercial in dry conditions only)
- Properly prepared vinyl composition tile (VCT), plastic laminate countertops, non-cushioned sheet vinyl and cutback residue (interior installations)
- Properly prepared existing ceramic and porcelain tile, cement terrazzo, quarry tile and pavers (interior and dry conditions only)
- MAPEI waterproofing, crack-isolation and sound-reduction membranes

Consult MAPEI's Technical Services Department for installation recommendations regarding substrates and conditions not listed.

SURFACE PREPARATION

- All substrates should be structurally sound, stable, dry, clean and free of any substance or condition that may reduce or prevent proper adhesion.
- See MAPEI's Surface Preparation Requirements document for tile and stone installation systems at www.mapei.com.

MIXING

Note: Choose all appropriate safety equipment before use. See Material Safety Data Sheet (MSDS) for details.

1. Into a clean mixing container, pour about 2 U.S. gals. (7,57 L) of *Keralastic*.
2. Gradually add 50 lbs. (22,7 kg) of *Kerabond* powder while slowly mixing.
3. Use a low-speed mixing drill (at about 300 rpm), with an angled cross-blade mixer or double box mixer. Mix thoroughly until mixture becomes a smooth, homogenous, lump-free paste. Avoid prolonged mixing.
4. Let mixture stand ("slake") for 10 minutes.

5. Remix.
6. If mixture becomes heavy or stiff, remix without adding more liquid or powder.

PRODUCT APPLICATION

1. Choose a typical notched trowel (see chart below) with sufficient depth to achieve > 80% mortar contact to both the tile and substrate for all interior applications, and > 95% for exterior installations, commercial floor and wet applications. It may be necessary to back-butter tiles in order to reach these requirements. (Refer to ANSI A108.5 specifications and TCA Handbook guidelines.)
2. With pressure, apply a coat by using the trowel's flat side to key mortar into substrate.
3. Apply additional mortar, combing it in a single direction with the trowel's notched side.
4. Spread only as much mortar as can be tiled before product skins over. Open time can vary with jobsite conditions.
5. Place the tiles firmly into the wet mortar. Push the tiles back and forth in a direction perpendicular to trowel lines, to collapse the mortar ridges and to help achieve maximum coverage. Ensure proper contact between mortar, tile and substrate by periodically lifting a few tiles to check for acceptable coverage.
6. Remove excess mortar from the joint areas so that at least 2/3 of the tile depth is available for grouting (see ANSI A108.10 guidelines).

EXPANSION AND CONTROL JOINTS

Provide for expansion and control joints as specified per TCNA Detail EJ171, or TTMAC Specification Guide 09 30 00 Detail 301MJ. Do not cover expansion joints with mortars.

CLEANUP

Clean tools and tile while mortar is fresh.

PROTECTION

- Protect from traffic for 24 hours. Protect from heavy traffic for 7 days.
- Protect from frost and rain for 21 days.
- Protect from water immersion for 21 days.

Product Performance Properties

ISO 13007 Classification

Classification Code	Classification Requirement
C2 (cementitious, improved adhesive)	≥ 145 psi (1 MPa) after standard aging, heat aging, water immersion and freeze/thaw cycles
E (extended open time)	≥ 72.5 psi (0,5 MPa) after 20 and 30 minutes
S2 (improved deformation of mortar)	≥ 0.2" (5 mm)
P2 (improved adhesion to plywood)	≥ 145 psi (1 MPa)

ANSI Specification

Test Method	ANSI Specification	Test Results
ANSI A118.4 – shear strength, impervious ceramic (porcelain) mosaics	> 200 psi (1,38 MPa) at 28 days	400 to 500 psi (2,76 to 3,45 MPa)
ANSI A118.4 – shear strength, glazed wall tile	> 300 psi (2,07 MPa) at 28 days	660 to 880 psi (4,55 to 6,07 MPa)
ANSI A118.4 – shear strength, quarry tile to quarry tile	> 150 psi (1,03 MPa) at 28 days	550 to 850 psi (3,79 to 5,86 MPa)
ANSI A118.11 – shear strength, quarry tile to plywood	> 150 psi (1,03 MPa) at 28 days	250 to 360 psi (1,72 to 2,48 MPa)

Shelf Life and Application Properties* at 73°F (23°C) and 50% relative humidity



Shelf life	1 year (<i>Kerabond</i>); 2 years (<i>Keralastic</i>)
Open time*	20 to 30 minutes
Pot life*	> 2 hours
Time before grouting	24 hours
VOCs (Rule #1168 of California's SCAQMD)	0 g/L

* Open time and pot life vary based on jobsite conditions.

Packaging

Product Code	Size and Color
U.S. 0020050	Bag, powder: 50 lbs. (22,7 kg), gray
U.S. 0010050	Bag, powder: 50 lbs. (22,7 kg), white
Canada 002005021	Bag, powder: 50 lbs. (22,7 kg), gray
Canada 001005021	Bag, powder: 50 lbs. (22,7 kg), white
7022007	Jug, liquid: 2 U.S. gals. (7,57 L)
7020020	Pail, liquid: 5 U.S. gals. (18,9 L)
7020200	Drum, liquid: 55 U.S. gals. (208 L)

Approximate Product Coverages* per 50 lbs. (22,7 kg)

Typical Trowel	Coverage
1/4" x 1/4" x 1/4" (6 x 6 x 6 mm) 	75 to 90 sq. ft. (6,97 to 8,36 m²)
1/4" x 3/8" x 1/4" (6 x 10 x 6 mm) 	55 to 65 sq. ft. (5,11 to 6,04 m²)

* Trowel dimensions are width/depth/space. Actual coverages will vary according to substrate profile and tile type.

Kerabond/ Keralastic™ system



RELATED DOCUMENTS

Reference Guide: Surface Preparation Requirements for tile and stone installation systems	RGT0309*
Technical Bulletin: Installing MAPEI Products over Gypsum	010506-TB*

* At www.mapei.com.

Refer to MAPEI's Material Safety Data Sheet (MSDS) for specific data related to VOCs, health and safety, and handling of product.

STATEMENT OF RESPONSIBILITY

Before using, user shall determine the suitability of the product for its intended use and user alone assumes all risks and liability whatsoever in connection therewith. **ANY CLAIM SHALL BE DEEMED WAIVED UNLESS MADE IN WRITING TO US WITHIN FIFTEEN (15) DAYS FROM DATE IT WAS, OR REASONABLY SHOULD HAVE BEEN, DISCOVERED.**

We proudly support the following industry organizations:



MAPEI Headquarters of the Americas
1144 East Newport Center Drive
Deerfield Beach, Florida 33442
Phone: 1-888-US-MAPEI
(1-888-876-2734)

Technical Services
1-800-992-6273 (U.S. and Puerto Rico)
1-800-361-9309 (Canada)

Customer Service
1-800-42-MAPEI (1-800-426-2734)

For the most current **BEST-BACKED™** product data and warranty information, visit www.mapei.com.

Edition Date: June 2, 2010
PR5312 2KSD_F10Evp © 2010 MAPEI Corporation.
All Rights Reserved. Printed in the USA.



Kerabond™

Premium Tile Mortar



DESCRIPTION

Kerabond is a premium-grade, dry-set mortar for use in interior/exterior residential and commercial floor and wall applications when mixed with water.

FEATURES AND BENEFITS

- For tile and stone on floors and walls
- Great for most substrates, tile and stone when mixed with *Keralastic™* (see *Kerabond/Keralastic System's* Technical Data Sheet for more details)

INDUSTRY STANDARDS AND APPROVALS

ISO 13007: When mixed with water, classification C1

ANSI: When mixed with water, exceeds ANSI A118.1 bond strength requirements

<u>LEED Points Contribution</u>	<u>LEED Points</u>
MR Credit 5, Regional Materials*	Up to 2 points
IEQ Credit 4.1, Low-Emitting Materials – Adhesives & Sealants	1 point
IEQ Credit 4.3, Low-Emitting Materials – Flooring Systems	1 point

* Using this product may help contribute to LEED certification of projects in the categories shown above. Points are awarded based on contributions of all project materials.

WHERE TO USE

- Most interior/exterior residential and commercial installations on floors and walls
- Installation of most ceramic tile, quarry tile, pavers and Saltillo tile
- To set cement backer units (CBUs), see manufacturer's installation guidelines.

LIMITATIONS

- Install only at temperatures between 40°F and 95°F (4°C and 35°C).
- Do not use for moisture-sensitive stone (green marble, some limestone and granite), agglomerate tiles, cultured marble or resin-backed tiles. Instead, use suitable epoxy or urethane adhesives (see respective Technical Data Sheet for more information).
- Use a white mortar when installing light-colored stones and translucent marble.
- Do not use over dimensionally unstable substrates such as hardwood flooring, oriented strand board (OSB), substrates containing asbestos, or metal. See "Suitable Substrates" section below.
- Do not use for installations subject to prolonged water immersion.
- Not recommended for areas subject to severe freeze/thaw conditions. Instead, use a liquid latex additive mortar system.



SUITABLE SUBSTRATES

- Concrete (cured at least 28 days)
- Masonry cement block, brick, cement mortar beds and leveling coats

SURFACE PREPARATION

- All substrates should be structurally sound, stable, dry, clean and free of any substance or condition that may reduce or prevent proper adhesion.
- See MAPEI's Surface Preparation Requirements document for tile and stone installation systems at www.mapei.com.

MIXING

Note: Choose all appropriate safety equipment before use. See Material Safety Data Sheet (MSDS) for details.

1. Into a clean mixing container, pour about 6 U.S. qts. (5,68 L) of clean potable water.
2. Gradually add 50 lbs. (22,7 kg) of powder while slowly mixing.
3. Use a low-speed mixing drill (at about 300 rpm), with an angled cross-blade mixer or double box mixer. Mix thoroughly until mixture becomes a smooth, homogenous, lump-free paste. Avoid prolonged mixing.
4. Let mixture stand ("slake") for 10 minutes.
5. Remix.
6. If mixture becomes heavy or stiff, remix without adding more liquid or powder.

PRODUCT APPLICATION

1. Choose a notched trowel (see chart below) with sufficient depth to achieve > 80% mortar contact to both the tile and substrate for all interior applications, and > 95% for exterior installations, commercial floor and wet applications. It may be necessary to back-butter tiles in order to reach these requirements. (Refer to ANSI A108.5 specifications and TCA Handbook guidelines.)
2. With pressure, apply a coat by using the trowel's flat side to key mortar into substrate.
3. Apply additional mortar, combing it in a single direction with the trowel's notched side.
4. Spread only as much mortar as can be tiled before product skins over. Open time can vary with jobsite conditions.
5. Place the tiles firmly into the wet mortar. Push the tiles back and forth in a direction perpendicular to trowel lines, to collapse the mortar ridges and to help achieve maximum coverage. Ensure proper contact between mortar, tile and substrate by periodically lifting a few tiles to check for acceptable coverage.

6. Remove excess mortar from the joint areas so that at least 2/3 of the tile depth is available for grouting (see ANSI A108.10 guidelines).

EXPANSION AND CONTROL JOINTS

Provide for expansion and control joints as specified per TCNA Detail EJ171, or TTMAC Specification Guide 09 30 00, Detail 301MJ. Do not cover expansion joints with mortars.

CLEANUP

Clean tools and tile while mortar is fresh.

PROTECTION

- Protect from traffic for 24 hours. Protect from heavy traffic for 7 days.
- Protect from rain for 7 days.

Product Performance Properties

ISO 13007 Classification

Classification Code	Classification Requirement
C1 (cementitious, normal adhesive)	≥ 72.5 psi (0,5 MPa) after standard aging, heat aging, water immersion and freeze/thaw cycles

ANSI Specification

Test Method	ANSI Specification	Test Results
ANSI A118.1 – shear strength, impervious ceramic (porcelain) mosaics	>150 psi (1,03 MPa) at 28 days	170 to 190 psi (1,17 to 1,31 MPa)
ANSI A118.1 – shear strength, glazed wall tile	>250 psi (1,72 MPa) at 28 days	290 to 360 psi (2 to 2,48 MPa)
ANSI A118.1 – shear strength, quarry tile to quarry tile	>100 psi (0,69 MPa) at 28 days	230 to 300 psi (1,59 to 2,07 MPa)

Shelf Life and Application Properties* at 73°F (23°C) and 50% relative humidity



Shelf life	1 year
Open time*	20 to 30 minutes
Pot life*	> 2 hours
Time before grouting	24 hours
VOCs (Rule #1168 of California's SCAQMD)	0 g/L

* Open time and pot life vary based on jobsite conditions.

Packaging

Product Code	Size and Color
U.S. 0020050	Bag: 50 lbs. (22,7 kg), gray
U.S. 0010050	Bag: 50 lbs. (22,7 kg), white
Canada 002005021	Bag: 50 lbs. (22,7 kg), gray
Canada 001005021	Bag: 50 lbs. (22,7 kg), white

Typical Trowels and Approximate Product Coverages* per 50 lbs. (22,7 kg)

Typical Trowel	Coverage
1/4" x 1/4" x 1/4" (6 x 6 x 6 mm) 	75 to 90 sq. ft. (6,97 to 8,36 m²)
1/4" x 3/8" x 1/4" (6 x 10 x 6 mm) 	55 to 65 sq. ft. (5,11 to 6,04 m²)

* Trowel dimensions are width/depth/space. Actual coverages will vary according to substrate profile and tile type.

Kerabond™



RELATED DOCUMENTS

Reference Guide: Surface Preparation Requirements for tile and stone installation systems	RGTO309*
---	----------

* At www.mapei.com.

Refer to MAPEI's Material Safety Data Sheet (MSDS) for specific data related to VOCs, health and safety, and handling of product.

STATEMENT OF RESPONSIBILITY

Before using, user shall determine the suitability of the product for its intended use and user alone assumes all risks and liability whatsoever in connection therewith. **ANY CLAIM SHALL BE DEEMED WAIVED UNLESS MADE IN WRITING TO US WITHIN FIFTEEN (15) DAYS FROM DATE IT WAS, OR REASONABLY SHOULD HAVE BEEN, DISCOVERED.**

We proudly support the following industry organizations:



MAPEI Headquarters of the Americas
1144 East Newport Center Drive
Deerfield Beach, Florida 33442
Phone: 1-888-US-MAPEI
(1-888-876-2734)

Technical Services
1-800-992-6273 (U.S. and Puerto Rico)
1-800-361-9309 (Canada)

Customer Service
1-800-42-MAPEI (1-800-426-2734)

For the most current **BEST-BACKED™** product data and warranty information, visit www.mapei.com.

Edition Date: June 9, 2010
PR115 KBDD_F10Evp © 2010 MAPEI Corporation.
All Rights Reserved. Printed in the USA.



Granirapid[®] System

**Premium, Rapid-Setting,
Flexible Tile Mortar**



DESCRIPTION

Granirapid is the next generation of high-performance, flexible mortar systems. As the industry's first and only fast-curing system geared for fast-track projects, it develops high, early mechanical strength and can be specified for the same demanding applications as *Keralastic*[™]. However, *Granirapid* will cure considerably faster because of its superior drying-out characteristics, which produce low residual moisture behind the tile after 24 hours, and does not contribute to efflorescence. When installed in conjunction with *Ultracolor*[®] Plus grout, *Granirapid* will allow water submersion in a revolutionary 72 hours.

FEATURES AND BENEFITS

- High-performance bond
- Best for most difficult tiles, substrates and conditions
- Allows grouting in 3 to 4 hours
- Excellent for large tile and ungauged tile

INDUSTRY STANDARDS AND APPROVALS

ISO 13007: Classification C2FS2P2

ANSI: Meets or exceeds ANSI A118.4 and ANSI A118.11 bond strength requirements

<u>LEED Points Contribution</u>	<u>LEED Points</u>
MR Credit 5, Regional Materials*	Up to 2 points
IEQ Credit 4.1, Low-Emitting Materials – Adhesives & Sealants	1 point
IEQ Credit 4.3, Low-Emitting Materials – Flooring Systems	1 point

* Using this MAPEI product may help contribute to LEED certification of projects in the categories shown above. Points are awarded based on contributions of all project materials.

WHERE TO USE

- Most interior/exterior residential and commercial installations on floors, walls and ceilings
- Installation of ceramic and porcelain tile, glass tile, quarry tile, pavers, Saltillo tile, and most types of marble, granite and natural stone

LIMITATIONS

- Install only at temperatures between 40°F and 95°F (4°C and 35°C).
- Do not use for moisture-sensitive stone (green marble, some limestone and granite), agglomerate tiles, cultured marble or resin-backed tiles. Instead, use suitable epoxy or urethane adhesives (see respective Technical Data Sheet for more information).
- Some glass tile backings may not be suitable for use with *Granirapid*. Consult the recommendations of the TCNA and the glass tile manufacturer.
- Use a white mortar when installing light-colored stones and translucent marble.
- Do not use over dimensionally unstable substrates such as hardwood flooring, oriented strand board (OSB), substrates containing asbestos, or metal. See "Suitable Substrates" section below.
- To use directly over gypsum-based patching or leveling substrates, apply suitable sealer before use. See MAPEI's Technical Bulletin 010506-TB, "Installing MAPEI Products over Gypsum."



- Consult local building code requirements for use on exterior commercial facades.
- Installations of tile over nonporous surfaces, such as waterproofing membranes and existing tile, may require extended setting/curing times.
- Medium-bed mortars are not designed to correct uneven floors. Substrates must be flat and level before the installation of large-format tile.

SUITABLE SUBSTRATES

- Concrete (cured at least 28 days)
- Masonry cement block, brick, cement mortar beds and leveling coats
- Cement backer units (CBUs) – see manufacturer's installation guidelines
- Gypsum wallboard and primed plaster – interior walls in dry areas only (see MAPEI's Technical Bulletin 010506-TB for priming instructions)
- APA and CANPLY Group 1 exterior-grade plywood (interior, residential and light commercial in dry conditions only)
- Properly prepared vinyl composition tile (VCT), plastic laminate countertops, non-cushioned sheet vinyl and cutback residue (interior installations)
- Properly prepared existing ceramic and porcelain tile, cement terrazzo, quarry tile and pavers (interior and dry conditions only)
- MAPEI waterproofing, crack-isolation and sound-reduction membranes (limited to thin-set installations only when using weak stone)

Consult MAPEI's Technical Services Department for installation recommendations regarding substrates and conditions not listed.

SURFACE PREPARATION

- All substrates should be structurally sound, stable, dry, clean and free of any substance or condition that may reduce or prevent proper adhesion.
- See MAPEI's "Surface Preparation Requirements" document for tile and stone installation systems at www.mapei.com.

MIXING

Note: Choose all appropriate safety equipment before use. See Material Safety Data Sheet (MSDS) for details.

1. Into a clean mixing container, pour about 2 U.S. gals. (7,57 L) of *Granirapid* liquid.
2. Gradually add 50 lbs. (22,7 kg) of *Granirapid* gray or 46 lbs. (20,9 kg) of *Granirapid* white powder while slowly mixing.
3. Use a low-speed mixing drill (at about 300 rpm), with an angled cross-blade mixer or double box mixer.

Mix thoroughly until mixture becomes a smooth, homogenous, lump-free paste. Avoid prolonged mixing.

4. Do not let mixture stand ("slake"). Spread immediately.
5. If mixture becomes heavy or stiff, remix without adding more liquid or powder.

PRODUCT APPLICATION

1. Over porous surfaces or in hot climates, dampen the surface and keep the product cool to achieve maximum working time.
2. Choose a typical notched trowel (see chart below) with sufficient depth to achieve > 80% mortar contact to both the tile and substrate for all interior applications, and > 95% for exterior installations, commercial floor and wet applications. It may be necessary to back-butter tiles in order to reach these requirements. (Refer to ANSI A108.5 specifications and TCA Handbook guidelines.)
3. With pressure, apply a coat by using the trowel's flat side to key mortar into substrate.
4. Apply additional mortar, combing it in a single direction with the trowel's notched side.
5. Spread only as much mortar as can be tiled before product skins over. Open time can vary with jobsite conditions.
6. Place the tiles firmly into the wet mortar. Push the tiles back and forth in a direction perpendicular to trowel lines, to collapse the mortar ridges and to help achieve maximum coverage. Ensure proper contact between mortar, tile and substrate by periodically lifting a few tiles to check for acceptable coverage.
7. Remove excess mortar from the joint areas so that at least 2/3 of the tile depth is available for grouting (see ANSI A108.10 guidelines).

EXPANSION AND CONTROL JOINTS

Provide for expansion and control joints as specified per TCNA Detail EJ171, or TTMAC Specification Guide 09 30 00, Detail 301MJ. Do not cover expansion joints with mortars.

CLEANUP

Clean tools and tile while mortar is fresh.

PROTECTION

- Protect floors for 3 to 4 hours before grouting. Protect from heavy traffic for 24 hours.
- Protect from frost for 7 days.
- When installed in conjunction with *Ultracolor Plus* grout, *Granirapid* will allow water submersion in 72 hours.

Product Performance Properties

ISO 13007 Classification

Classification Code	Classification Requirement
C2 (cementitious, improved adhesive)	≥ 145 psi (1 MPa) after standard aging, heat aging, water immersion and freeze/thaw cycles
F (fast-setting)	≥ 72.5 psi (0,5 MPa) at 6 hours
S2 (improved deformation of mortar)	≥ 0.2" (5 mm)
P2 (improved adhesion to plywood)	≥ 145 psi (1 MPa)

ANSI Specification

Test Method	ANSI Specification	Test Results
ANSI A118.4 – shear strength, impervious ceramic (porcelain) mosaics	> 200 psi (1,38 MPa) at 28 days	460 to 670 psi (3,17 MPa to 4,62 MPa)
ANSI A118.4 – shear strength, glazed wall tile	> 300 psi (2,07 MPa) at 28 days	480 to 750 psi (3,31 MPa to 5,17 MPa)
ANSI A118.4 – shear strength, quarry tile to quarry tile	> 150 psi (1,03 MPa) at 28 days	460 to 550 psi (3,17 to 3,79 MPa)
ANSI A118.11 – shear strength, quarry tile to plywood	> 150 psi (1,03 MPa) at 28 days	220 to 390 psi (1,52 MPa to 2,69 MPa)

Shelf Life and Application Properties* at 73°F (23°C) and 50% relative humidity





Shelf life	1 year (powder); 2 years (liquid)
Open time*	10 to 20 minutes
Pot life*	30 minutes
Time before grouting	3 to 4 hours
VOCs (Rule #1168 of California's SCAQMD)	0 g/L

* Open time and pot life vary based on jobsite conditions.

Packaging

Product Code	Size and Color
7051040	Bag, powder: 50 lbs. (22,7 kg), gray
7051041	Bag, powder: 46 lbs. (20,9 kg), white
7052057	Jug, liquid: 2 U.S. gals. (7,57 L)
7052056	Pail, liquid: 5 U.S. gals. (18,9 L)
7052055	Drum, liquid: 55 U.S. gals. (208 L)

Approximate Product Coverages* per 46 lbs. or 50 lbs. (20,9 kg or 22,7 kg) of powder and 2 U.S. gals. (7,57 L) of liquid

Typical Trowel	Coverage
1/4" x 1/4" x 1/4" (6 x 6 x 6 mm) 	75 to 90 sq. ft. (6,97 to 8,36 m ²)
1/4" x 3/8" x 1/4" (6 x 10 x 6 mm) 	55 to 65 sq. ft. (5,11 to 6,04 m ²)
1/2" x 1/2" x 1/2" (12 x 12 x 12 mm) 	38 to 45 sq. ft. (3,53 to 4,18 m ²)
3/4" x 9/16" x 3/8" (19 x 14 x 10 mm) 	25 to 30 sq. ft. (2,32 to 2,79 m ²)

* Trowel dimensions are width/depth/space. Actual coverages will vary according to substrate profile and tile type.

Granirapid[®] system



RELATED DOCUMENTS

Reference Guide: Surface Preparation Requirements for tile and stone installation systems	RG0309*
Technical Bulletin: Installing MAPEI Products over Gypsum	010506-TB*

* At www.mapei.com.

Refer to MAPEI's MSDS for specific data related to VOCs, health and safety, and handling of product.

STATEMENT OF RESPONSIBILITY

Before using, user shall determine the suitability of the product for its intended use and user alone assumes all risks and liability whatsoever in connection therewith. **ANY CLAIM SHALL BE DEEMED WAIVED UNLESS MADE IN WRITING TO US WITHIN FIFTEEN (15) DAYS FROM DATE IT WAS, OR REASONABLY SHOULD HAVE BEEN, DISCOVERED.**

We proudly support the following industry organizations:



MAPEI Headquarters of the Americas
1144 East Newport Center Drive
Deerfield Beach, Florida 33442
Phone: 1-888-US-MAPEI
(1-888-876-2734)

Technical Services
1-800-992-6273 (U.S. and Puerto Rico)
1-800-361-9309 (Canada)

Customer Service
1-800-42-MAPEI (1-800-426-2734)


For the most current **BEST-BACKED™** product data and warranty information, visit www.mapei.com.

Edition Date: July 23, 2010
PR379 GRSD_G10Ev © 2010 MAPEI Corporation.
All Rights Reserved. Printed in the USA.



Keracolor™ U

Premium Unsanded Grout with Polymer



DESCRIPTION

Keracolor U is a premium-grade, preblended, polymer-modified unsanded Portland-cement tile grout that requires only the addition of water for mixing. It will grout joints from 1/16" to 1/8" (1,5 to 3 mm).

FEATURES AND BENEFITS

- For interior/exterior floors and walls
- Contains BioBlock™ technology for mold and mildew resistance

INDUSTRY STANDARDS AND APPROVALS

ISO 13007: Classification CG2WA

ANSI: Meets or exceeds ANSI A118.6 industry standards

<u>LEED (Version 3.0) Points Contribution</u>	<u>LEED Points</u>
MR Credit 5, Regional Materials*	Up to 2 points
IEQ Credit 4.1, Low-Emitting Materials – Adhesives & Sealants	1 point
IEQ Credit 4.3, Low-Emitting Materials – Flooring Systems	1 point

** Using this MAPEI product may help contribute to LEED certification of projects in the categories shown above. Points are awarded based on contributions of all project materials.*

WHERE TO USE

- For grouting interior/exterior residential and commercial floor and wall surfaces in dry or wet conditions
- For grouting dimensional stone, slate, granite, stone agglomerates and most types of ceramic, ceramic mosaic, quarry, brick paver, porcelain, glass and clay tiles
- For joint widths from 1/16" to 1/8" (1,5 to 3 mm)
- For application in submerged conditions (swimming pools, spas, water features and fountains), once fully cured (after 21 days)

LIMITATIONS

- Do not install over substrates containing asbestos.
- Do not use to grout joints greater than 1/8" (3 mm) wide. Instead, use *Keracolor S* sanded grout or an appropriate MAPEI epoxy grout (see the respective Technical Data Sheet [TDS] for details).
- Do not use when a highly chemical-, impact- and stain-resistant grout is required or in heavy industrial tile installations. Instead, use an appropriate MAPEI epoxy grout (see the respective TDS for details).
- When grouting in temperatures above 80°F (26°C), see the Technical Bulletins at www.mapei.com or consult MAPEI's Technical Services Department.

Consult MAPEI's Technical Services Department for recommendations regarding installation over substrates and conditions not listed.



SURFACE PREPARATION

- Certain tiles with high absorption, surface porosity or rough surfaces may require sealing before grouting to prevent permanent staining.
- The application of a grout release over certain types of porcelain or textured surface tiles or stone may be advantageous where a fine surface porosity might trap fine cement particles or color pigments. Seek the advice of the tile or stone manufacturer and site-test (mock up) on separate samples before grouting.
- Caution: Some types of glazed ceramic tiles, marble, granite and marble agglomerates can be permanently stained, scratched, dulled or damaged when grouted with pigmented grout or sanded grout formulas. Generally, white grout is best suited for grouting white or light-colored marble or granite. Take all the necessary precautions to ensure that the marble, granite or tiles are compatible with colored grouts. Check the tile or marble manufacturer's literature and test grout on a separate sample area before grouting to determine the suitability of the product with colored and/or sanded grouts.
- Before grouting, make sure the tiles or stones are firmly set and the adhesive or mortar is completely dry.
- Remove all spacers, pegs, ropes and strings.
- Grout joints must be clean and free of standing water, dust, dirt and foreign matter. Remove excess adhesive or mortar from the joint area so that 2/3 of the depth of the tile is left available for grouting.
- Clean the tile or stone surface thoroughly to remove dust, dirt and other contaminants that may cause grout discoloration.
- Refer to MAPEI's Surface Preparation Requirements document for tile and stone installation systems at www.mapei.com.

MIXING

Note: Choose all appropriate safety equipment before use. Refer to MSDS for more information.

1. For best results, have the same person mix all of the grout. Consistent mixing techniques will promote more uniform results.
2. Before mixing the grout with water, dry-blend the product to avoid color variations in the finished grout, which may arise from pigment settling during shipment. If two or more bags are to be used, dry-blend all of the contents together.

3. Mix *Keracolor U* with cool, clean water only or approved MAPEI additives. Mix by using the following water-to-grout proportions:

<u>Water</u>	<u>Keracolor U powder</u>
4.8 to 5.4 U.S. oz. (0,14 to 0,16 L).....	1 lbs. (0,45 kg)
24 to 27 U.S. oz. (0,71 to 0,80 L).....	5 lbs. (2,27 kg)
48 to 54 U.S. oz. (1,42 to 1,60 L).....	10 lbs. (4,54 kg)
3.75 to 4.22 U.S. qts. (3,55 to 3,99 L).....	25 lbs. (11,3 kg)

4. Pour the required measured amount of clean, cool water into a clean mixing container. Gradually add the proportionate amount of *Keracolor U* while slowly mixing. To avoid shade variation of the finished joint, always add the powder to the water while being consistent in the mixing process and the quantity of water used from batch to batch.
5. Mix thoroughly with a low-speed mixer (at about 350 rpm) for about 3 to 5 minutes, or until obtaining a smooth, creamy, homogenous paste consistency and a uniform shading of the colored grout.
6. Avoid air entrapment from prolonged mixing, which will shorten the pot life.
7. Allow the grout to sit ("slake") in the container for about 5 minutes.
8. Remix for about 1 to 2 minutes without adding more liquid or powder.
9. Wash hands and mixing tools with water immediately after mixing.

PRODUCT APPLICATION

1. Read all installation instructions thoroughly before installation.
2. Use only at temperatures between 50°F and 100°F (10°C and 38°C).
3. Using consistent application and cleaning procedures will produce consistent results.
4. To aid in spreading the grout, slightly moisten the tile or stone surface with a damp sponge just before application. Do not flood the tiles or allow water to stand in the ungrouted joint areas.
5. Force *Keracolor U* into the joints with a rubber grout float. Make sure all joints are well-compacted and free of voids and gaps.
6. Remove excess grout from the tile surface, moving the grout float diagonally to the joints while the *Keracolor U* is still fresh.

7. The grout surface should be flush with the tile edge.
8. Some stiffening may occur before all material is used (usually within about 1 hour at room temperature). If this occurs, simply remix but do not add any liquid.
9. Provide for expansion and control joints as specified per TCNA Detail EJ171 or TTMAC Specification Guide 09300 Detail 301EJ.
10. Allow the *Keracolor U* to firm up in the joints sufficiently to avoid damaging the grout surface, usually in 15 to 30 minutes depending upon the temperature, humidity and absorption rate of the tile or stone.
11. Use two buckets of cleaning water: one for rinsing the majority of the grout residue from the grout sponge, and one for moistening the sponge in clean water.
12. Dip the sponge in a bucket of water and wring out the excess, so that the sponge does not drip water. Using very little pressure, pull the sponge diagonally across the grout joints to remove the excess grout from the tile surface. Also use the sponge to smooth the surface of the grout joint. Turn the sponge over and make another pass in an adjacent area. After using both sides, rinse the sponge in one bucket and wring out the excess water. Dip the sponge in the second bucket of water, wringing out the excess and continue the process.
13. Change the water in the buckets frequently to help limit the amount of haze that forms on the tile or stone surface.
14. To prevent efflorescence, discoloration and soft/powdery joints, avoid cleaning with excessive water.
15. To control color variations and minimize efflorescence, buff the grouted surface with cheesecloth or a clean, dry cotton cloth when a haze is visible on the tile surface, usually one to two hours after grouting. This should remove any remaining surface water or grout residue.
16. Clean hands and tools with clean, soapy water while grout is fresh.
17. Never use acid for cleaning marble, glazed tile or pigmented grout surfaces. If a persistent haze remains after normal cleaning, see the Technical Bulletins at www.mapei.com or consult MAPEI's Technical Services Department.

PROTECTION

1. Provide for dry, heated storage on site and deliver materials at least 24 hours before tilework begins.
2. For residential showers and tub surrounds, restrict use for 24 to 48 hours after grouting and for 14 days for steam showers.
3. For at least 21 days after completion, protect from freezing and do not immerse installation in water (see the TDS of the adhesive or setting system for details).
4. Floors: Keep free from heavy traffic for at least 72 hours after grouting.
5. Walls: Protect from impact, vibration and hammering on adjacent and opposite walls for 14 days after tile installation (see the TDS of the adhesive or setting system for details).
6. Because temperature and humidity (during and after installation of tile) affect the final curing time of all cement-based materials, allow for extended periods of cure and protection when temperatures drop below 60°F (16°C) and/or when the relative humidity is higher than 70%.

MAINTENANCE

- Sealing the grout is recommended but not mandatory. When choosing a sealer, follow the recommendations and instructions of the sealer manufacturer.
- Grout must be fully cured for 21 days before regular cleaning.
- MAPEI grout products are produced to the highest quality of standards. To maintain a clean tile surface, use a neutral-pH cleaner for maintaining the floor, followed by a clean-water rinse.
- Do not use harsh chemicals to maintain the tile surface. Before proceeding with cleaning, consult the cleaner's manufacturer for compatibility, use and application instructions. Remove or rinse fatty acid residue from the grout surface to avoid potential grout deterioration caused by prolonged exposure.

Product Performance Properties

ISO 13007 Classification

Classification Code	Classification Requirement
CG2 (cementitious grout, improved)	≤ 0.20% shrinkage in 28 days
W (reduced water absorption)	≤ 5 g after 4 hours
A (high abrasion resistance)	≤ 1,000 mm ³

ANSI Specification

Test Method	ANSI Specification	Test Results
ANSI A118.6 – flexural strength	400 psi (2,76 MPa) at 7 days	400 to 1,000 psi (2,76 to 6,90 MPa) at 7 days
ANSI A118.6 – compressive strength	3,000 psi (20,7 MPa) at 28 days	3,000 to 5,000 psi (20,7 to 34,5 MPa) at 28 days
ANSI A118.6 – shrinkage	< 0.03% (1 day); < 0.10% (7 days)	< 0.03% (1 day); < 0.10% (7 days)
ANSI A118.6 – water absorption	< 18% (50% relative humidity to immersion); < 20% (immersion to dry)	< 18% (50% relative humidity to immersion); < 20% (immersion to dry)

Shelf Life and Application Properties* at 73°F (23°C) and 50% relative humidity

Pot life	About 2 hours
Compressive strength at 28 days	>3,500 psi (24,1 MPa)
Shelf life	2 years

* Application properties vary based on jobsite conditions.

Packaging†

Product Code – U.S.	Product Code – Canada	Size
80028	80028001	Tub: 1lb. (0,45 kg), white only
NA	8XX0521	Bag: 5 lbs. (2,27 kg), Canada only
8XX10	8XX1021	Bag: 10 lbs. (4,54 kg)
8XX25	8XX2521	Bag: 25 lbs. (11,3 kg)

† For the "XX" portion of each product code, use the two-digit number of the desired grout color.

Approximate Product Coverage*

Tile Size	Per 10 lbs. (4,54 kg). Coverages in sq. ft. (m ²)		
	Grout Joint Width		
	1/16" (1,5 mm)	3/32" (2,5 mm)	1/8" (3 mm)
1" x 1" x 1/4" (25 x 25 x 6 mm)	52 (4,83)	34 (3,16)	24 (2,23)
2" x 2" x 1/4" (50 x 50 x 6 mm)	104 (9,66)	70 (6,50)	52 (4,83)
3" x 3" x 1/4" (75 x 75 x 6 mm)	158 (14,7)	104 (9,66)	78 (7,25)
3" x 6" x 1/4" (75 x 150 x 6 mm)	212 (19,7)	140 (13,0)	104 (9,66)
4-1/4" x 4-1/4" x 1/4" (108 x 108 x 6 mm)	224 (20,8)	148 (13,7)	112 (10,4)
6" x 6" x 1/4" (150 x 150 x 6 mm)	316 (29,4)	210 (19,5)	158 (14,7)
6" x 6" x 3/8" (150 x 150 x 10 mm)	212 (19,7)	140 (13,0)	106 (9,85)
8" x 8" x 3/8" (200 x 200 x 10 mm)	282 (26,2)	188 (17,5)	140 (13,0)
12" x 12" x 3/8" (300 x 300 x 10 mm)	422 (39,2)	282 (26,2)	212 (19,7)
16" x 16" x 3/8" (406 x 406 x 10 mm)	566 (52,6)	376 (34,9)	282 (26,2)
18" x 18" x 3/8" (457 x 457 x 10 mm)	634 (58,9)	422 (39,2)	316 (29,4)
18" x 18" x 1/2" (457 x 457 x 12 mm)	476 (44,2)	318 (29,5)	238 (22,1)
20" x 20" x 1/2" (508 x 508 x 12 mm)	530 (49,2)	352 (32,7)	264 (24,5)
24" x 24" x 1/2" (610 x 610 x 12 mm)	638 (59,3)	424 (39,4)	318 (29,5)

Tile Size	Per 25 lbs. (11,3 kg). Coverages in sq. ft. (m ²)		
	Grout Joint Width		
	1/16" (1,5 mm)	3/32" (2,5 mm)	1/8" (3 mm)
1" x 1" x 1/4" (25 x 25 x 6 mm)	130 (12,1)	85 (7,90)	60 (5,57)
2" x 2" x 1/4" (50 x 50 x 6 mm)	260 (24,2)	175 (16,3)	130 (12,1)
3" x 3" x 1/4" (75 x 75 x 6 mm)	395 (36,7)	260 (24,2)	195 (18,1)
3" x 6" x 1/4" (75 x 150 x 6 mm)	530 (49,2)	350 (32,5)	260 (24,2)
4-1/4" x 4-1/4" x 1/4" (108 x 108 x 6 mm)	560 (52,0)	370 (34,4)	280 (26,0)
6" x 6" x 1/4" (150 x 150 x 6 mm)	790 (73,4)	525 (48,8)	395 (36,7)
6" x 6" x 3/8" (150 x 150 x 10 mm)	530 (49,2)	350 (32,5)	265 (24,6)
8" x 8" x 3/8" (200 x 200 x 10 mm)	705 (65,5)	470 (43,7)	350 (32,5)
12" x 12" x 3/8" (300 x 300 x 10 mm)	1055 (98,0)	705 (65,5)	530 (49,2)
16" x 16" x 3/8" (406 x 406 x 10 mm)	1415 (131)	940 (87,3)	705 (65,5)
18" x 18" x 3/8" (457 x 457 x 10 mm)	1585 (147)	1055 (98,0)	790 (73,4)
18" x 18" x 1/2" (457 x 457 x 12 mm)	1190 (111)	795 (73,9)	595 (55,3)
20" x 20" x 1/2" (508 x 508 x 12 mm)	1325 (123)	880 (81,8)	660 (61,3)
24" x 24" x 1/2" (610 x 610 x 12 mm)	1595 (148)	1060 (98,5)	795 (73,9)

* Trowel dimensions are width/depth/space. Actual coverages will vary according to substrate profile and tile type.

Keracolor™ U

Keracolor™ U



RELATED DOCUMENTS

The Causes and Cure for Grout Efflorescence	010309-TB*
Grout Cleaning	041101-TB*
How to Install Grout in Hot Weather	010404-TB*

* At www.mapei.com.

Refer to MAPEI's Material Safety Data Sheet (MSDS) for specific data related to VOCs, health and safety, and handling of product.

STATEMENT OF RESPONSIBILITY

Before using, user shall determine the suitability of the product for its intended use and user alone assumes all risks and liability whatsoever in connection therewith. **ANY CLAIM SHALL BE DEEMED WAIVED UNLESS MADE IN WRITING TO US WITHIN FIFTEEN (15) DAYS FROM DATE IT WAS, OR REASONABLY SHOULD HAVE BEEN, DISCOVERED.**

We proudly support the following industry organizations:



MAPEI Headquarters of the Americas
 1144 East Newport Center Drive
 Deerfield Beach, Florida 33442
 Phone: 1-888-US-MAPEI
 (1-888-876-2734)

Technical Services
 1-800-992-6273 (U.S. and Puerto Rico)
 1-800-361-9309 (Canada)

Customer Service
 1-800-42-MAPEI (1-800-426-2734)

For the most current product and warranty data, visit www.mapei.com.

Edition Date: December 1, 2009

PR4643 KCUD_LO9Evp © 2009 MAPEI Corporation.
 All Rights Reserved. Printed in the USA.



Keracolor™ S

Premium Sanded Grout with Polymer



DESCRIPTION

Keracolor S is a premium-grade, pre-blended, polymer-modified sanded Portland-cement tile grout that requires only the addition of water for mixing. It will grout joints from 1/8" to 5/8" (3 to 16 mm).

FEATURES AND BENEFITS

- For interior/exterior floors and walls
- Contains BioBlock™ technology for mold and mildew resistance

INDUSTRY STANDARDS AND APPROVALS

ISO 13007: Classification CG2WA

ANSI: Meets or exceeds ANSI A118.6 industry standards

<u>LEED (Version 3.0) Points Contribution</u>	<u>LEED Points</u>
MR Credit 5, Regional Materials*	Up to 2 points
IEQ Credit 4.1, Low-Emitting Materials – Adhesives & Sealants.....	1 point
IEQ Credit 4.3, Low-Emitting Materials – Flooring Systems	1 point

* Using this MAPEI product may help contribute to LEED certification of projects in the categories shown above. Points are awarded based on contributions of all project materials.

WHERE TO USE

- For grouting interior/exterior residential and commercial floor and wall surfaces in dry or wet conditions
- For grouting dimensional stone, slate, granite, stone agglomerates and most types of ceramic, ceramic mosaic, quarry, brick paver, porcelain, glass and clay tiles
- For joint widths from 1/8" to 5/8" (3 to 16 mm)
- For application in submerged conditions (swimming pools, spas, water features and fountains), once fully cured (after 21 days)

LIMITATIONS

- Do not install over substrates containing asbestos.
- Do not use to grout joints less than 1/8" (3 mm) wide. Instead, use *Keracolor U* unsanded grout or an appropriate MAPEI epoxy grout (see the respective Technical Data Sheet [TDS] for details).
- Do not use when a highly chemical-, impact- and stain-resistant grout is required or in heavy industrial tile installations. Instead, use an appropriate MAPEI epoxy grout (see the respective TDS for details).
- When grouting in temperatures above 80°F (26°C), see the Technical Bulletins at www.mapei.com or consult MAPEI's Technical Services Department.

Consult MAPEI's Technical Services Department for recommendations regarding installation over substrates and conditions not listed.



SURFACE PREPARATION

- Certain tiles with high absorption, surface porosity or rough surfaces may require sealing before grouting to prevent permanent staining.
- The application of a grout release over certain types of porcelain or textured surface tiles or stone may be advantageous where a fine surface porosity might trap fine cement particles or color pigments. Seek the advice of the tile or stone manufacturer and site-test (mock up) on separate samples before grouting.
- Caution: Some types of glazed ceramic tiles, marble, granite and marble agglomerates can be permanently stained, scratched, dulled or damaged when grouted with pigmented grout or sanded grout formulas. Generally, white grout is best suited for grouting white or light-colored marble or granite. Take all the necessary precautions to ensure that the marble, granite or tiles are compatible with colored grouts. Check the tile or marble manufacturer's literature and test grout on a separate sample area before grouting to determine the suitability of the product with colored and/or sanded grouts.
- Before grouting, make sure the tiles or stones are firmly set and the adhesive or mortar is completely dry.
- Remove all spacers, pegs, ropes and strings.
- Grout joints must be clean and free of standing water, dust, dirt and foreign matter. Remove excess adhesive or mortar from the joint area so that 2/3 of the depth of the tile is left available for grouting.
- Clean the tile or stone surface thoroughly to remove dust, dirt and other contaminants that may cause grout discoloration.
- Refer to MAPEI's Surface Preparation Requirements document for tile and stone installation systems at www.mapei.com.

MIXING

Note: Choose all appropriate safety equipment before use. Refer to MSDS for more information.

1. For best results, have the same person mix all of the grout. Consistent mixing techniques will promote more uniform results.
2. Before mixing the grout with water, dry-blend the product to avoid color variations in the finished grout, which may arise from pigment settling during shipment. If two or more bags are to be used, dry-blend all of the contents together.

3. Mix *Keracolor S* with cool, clean water or approved MAPEI additives. Mix by using the following water-to-grout proportions:

<u>Water</u>	<u>Keracolor S powder</u>
2.5 U.S. oz (74 mL).....	1 lbs. (0,45 kg)
13 U.S. oz. (384 mL).....	5 lbs. (2,27 kg)
26 U.S. oz. (769 mL).....	10 lbs. (4,54 kg)
2 U.S. qts. (1,89 L).....	25 lbs. (11,3 kg)
1 U.S. gal. (3,79 L).....	50 lbs. (22,7 kg)

4. Pour the required measured amount of clean, cool water into a clean mixing container. Gradually add the proportionate amount of *Keracolor S* while slowly mixing. To avoid shade variation of the finished joint, always add the powder to the water while being consistent in the mixing process and the quantity of water used from batch to batch.
5. Mix thoroughly with a low-speed mixer (at about 350 rpm) for about 3 to 5 minutes, or until obtaining a smooth, creamy, homogenous paste consistency and a uniform shading of the colored grout.
6. Avoid air entrapment from prolonged mixing, which will shorten the pot life.
7. Allow the grout to sit ("slake") in the container for about 5 minutes.
8. Remix for about 1 to 2 minutes without adding more liquid or dry powder.
9. Wash hands and mixing tools with water immediately after mixing

PRODUCT APPLICATION

1. Read all installation instructions thoroughly before installation.
2. Use only at temperatures between 50°F and 100°F (10°C and 38°C).
3. Using consistent application and cleaning procedures will produce consistent results.
4. To aid in spreading the grout, slightly moisten the tile or stone surface with a damp sponge just before application. Do not flood the tiles or allow water to stand in the ungrouted joint areas.
5. Force *Keracolor S* into the joints with a rubber grout float. Make sure all joints are well-compacted and free of voids and gaps.
6. Remove excess grout from the tile surface, moving the grout float diagonally to the joints while the *Keracolor S* is still fresh.
7. The grout surface should be flush with the tile edge.
8. Some stiffening may occur before all material is used (usually within about 1 hour at room temperature). If this occurs, simply remix but do not add any liquid.

9. Provide for expansion and control joints as specified per TCNA Detail EJ171 or TTMAC Specification Guide 09300 Detail 301EJ.
10. Allow the *Keracolor S* to firm up in the joints sufficiently to avoid damaging the grout surface, usually in 15 to 30 minutes depending upon the temperature, humidity and absorption rate of the tile or stone.
11. Use two buckets of cleaning water: one for rinsing the majority of the grout residue from the grout sponge, and one for moistening the sponge in clean water.
12. Dip the sponge in a bucket of water and wring out the excess, so that the sponge does not drip water. Using very little pressure, pull the sponge diagonally across the grout joints to remove the excess grout from the tile surface. Also use the sponge to smooth the surface of the grout joint. Turn the sponge over and make another pass in an adjacent area. After using both sides, rinse the sponge in one bucket and wring out the excess water. Dip the sponge in the second bucket of water, wringing out the excess and continue the process.
13. Change the water in the buckets frequently to help limit the amount of haze that forms on the tile or stone surface.
14. To prevent efflorescence, discoloration and soft/powdery joints, avoid cleaning with excessive water.
15. To control color variations and minimize efflorescence, buff the grouted surface with cheesecloth or a clean, dry cotton cloth when a haze is visible on the tile surface, usually one to two hours after grouting. This should remove any remaining surface water or grout residue.
16. Clean hands and tools with clean, soapy water while grout is fresh.
17. Never use acid for cleaning marble, glazed tile or pigmented grout surfaces. If a persistent haze remains after normal cleaning, see the Technical Bulletins at www.mapei.com or consult MAPEI's Technical Services Department.

PROTECTION

1. Provide for dry, heated storage on site and deliver materials at least 24 hours before tilework begins.
2. For residential showers and tub surrounds, restrict use for 24 to 48 hours after grouting and for 14 days for steam showers.
3. For at least 21 days after completion, protect from freezing and do not immerse installation in water (see the TDS of the adhesive or setting system for details).
4. Floors: Keep free from heavy traffic for at least 72 hours after grouting.
5. Walls: Protect from impact, vibration and hammering on adjacent and opposite walls for 14 days after tile installation (see the TDS of the adhesive or setting system for details).
6. Because temperature and humidity (during and after installation of tile) affect the final curing time of all cement-based materials, allow for extended periods of cure and protection when temperatures drop below 60°F (16°C) and/or when the relative humidity is higher than 70%.

MAINTENANCE

- Sealing the grout is recommended but not mandatory. When choosing a sealer, follow the recommendations and instructions of the sealer manufacturer.
- Grout must be fully cured for 21 days before regular cleaning.
- MAPEI grout products are produced to the highest quality of standards. To maintain a clean tile surface, use a neutral-pH cleaner for maintaining the floor, followed by a clean-water rinse.
- Do not use harsh chemicals to maintain the tile surface. Before proceeding with cleaning, consult the cleaner's manufacturer for compatibility, use and application instructions. Remove or rinse fatty acid residue from the grout surface to avoid potential grout deterioration caused by prolonged exposure.

Product Performance Properties

ISO 13007 Classification

Classification Code	Classification Requirement
CG2 (cementitious grout, improved)	≤ 0.20% shrinkage in 28 days
W (reduced water absorption)	≤ 5 g after 4 hours
A (high abrasion resistance)	≤ 1,000 mm ³

ANSI Specification

Test Method	ANSI Specification	Test Results
ANSI A118.6 – flexural strength	350 psi (2,41 MPa) at 7 days	350 to 1,000 psi (2,41 to 6,90 MPa) at 7 days
ANSI A118.6 – compressive strength	3,500 psi (24,1 MPa) at 28 days	3,500 to 5,000 psi (24,1 to 34,5 MPa) at 28 days
ANSI A118.6 – shrinkage	< 0.03% (1 day); < 0.10% (7 days)	< 0.03% (1 day); < 0.10% (7 days)
ANSI A118.6 – water absorption	< 10% (50% relative humidity to immersion) < 12% (immersion to dry)	< 10% (50% relative humidity to immersion); < 12% (immersion to dry)

Shelf Life and Application Properties* at 73°F (23°C) and 50% relative humidity

Pot life	About 1 hour
Compressive strength at 28 days	> 3,500 psi (24,1 MPa)
Shelf life	2 years

* Application properties vary based on jobsite conditions.

Packaging†

Product Code – U.S.	Product Code – Canada	Size
2XX28	NA	Pail: 1 lbs. (0,45 kg), US only
NA	2XX0521	Bag: 5 lbs. (2,27 kg), Canada only
2XX10	2XX1021	Bag: 10 lbs. (4,54 kg)
2XX25	2XX2521	Bag: 25 lbs. (11,3 kg)
NA	2XX5021	Bag: 50 lbs. (22,7 kg), Canada only

† For the "XX" portion of each product code, use the two-digit number of the desired grout color.

Approximate Product Coverage*

Keracolor™ S

Per 10 lbs. (4,54 kg). Coverages in sq. ft. (m ²)						
Tile Size	Grout Joint Width					
	1/8" (3 mm)	3/16" (4,5 mm)	1/4" (6 mm)	3/8" (10 mm)	1/2" (12 mm)	5/8" (16 mm)
1" x 1" x 1/4" (25 x 25 x 6 mm)	18 (1,67)	12 (1,11)	9 (0,84)	5 (0,46)	4 (0,37)	3 (0,28)
2" x 2" x 1/4" (50 x 50 x 6 mm)	37 (3,44)	25 (2,32)	18 (1,67)	12 (1,11)	9 (0,84)	7 (0,65)
3" x 3" x 1/4" (75 x 75 x 6 mm)	57 (5,30)	37 (3,44)	28 (2,60)	18 (1,67)	13 (1,21)	11 (1,02)
4-1/4" x 4-1/4" x 1/4" (108 x 108 x 6 mm)	81 (7,53)	53 (4,92)	40 (3,72)	26 (2,42)	19 (1,77)	15 (1,39)
4" x 8" x 1/2" (100 x 200 x 12 mm)	51 (4,74)	34 (3,16)	25 (2,32)	17 (1,58)	12 (1,11)	10 (0,93)
6" x 6" x 1/4" (150 x 150 x 6 mm)	114 (10,6)	76 (7,06)	57 (5,30)	37 (3,44)	28 (2,60)	22 (2,04)
6" x 6" x 1/2" (150 x 150 x 12 mm)	57 (5,30)	38 (3,53)	28 (2,60)	19 (1,77)	14 (1,30)	11 j3(1,02)
8" x 8" x 3/8" (200 x 200 x 10 mm)	102 (9,48)	68 (6,32)	51 (4,74)	33 (3,07)	25 (2,32)	20 (1,86)
12" x 12" x 3/8" (300 x 300 x 10 mm)	153 (14,2)	101 (9,38)	76 (7,06)	51 (4,74)	38 (3,53)	30 (2,79)
13" x 13" x 3/8" (330 x 330 x 10 mm)	166 (15,4)	110 (10,2)	83 (7,71)	55 (5,11)	41 (3,81)	33 (3,07)
16" x 16" x 3/8" (406 x 406 x 10 mm)	204 (19,0)	136 (12,6)	102 (9,48)	68 (6,32)	51 (4,74)	40 (3,72)
18" x 18" x 3/8" (457 x 457 x 10 mm)	230 (21,4)	153 (14,2)	115 (10,7)	76 (7,06)	57 (5,30)	45 (4,18)
20" x 20" x 3/8" (508 x 508 x 10 mm)	256 (23,8)	170 (15,8)	128 (11,9)	85 (7,90)	63 (5,85)	51 (4,74)
24" x 24" x 3/8" (610 x 610 x 10 mm)	307 (28,5)	204 (19,0)	153 (14,2)	102 (9,48)	76 (7,06)	61 (5,67)

Per 25 lbs. (11,3 kg). Coverages in sq. ft. (m ²)						
Tile Size	Grout Joint Width					
	1/8" (3 mm)	3/16" (4,5 mm)	1/4" (6 mm)	3/8" (10 mm)	1/2" (12 mm)	5/8" (16 mm)
1" x 1" x 1/4" (25 x 25 x 6 mm)	45 (4,18)	29 (2,69)	22 (2,04)	14 (1,30)	10 (0,93)	7 (0,65)
2" x 2" x 1/4" (50 x 50 x 6 mm)	93 (8,64)	61 (5,67)	45 (4,18)	29 (2,69)	22 (2,04)	17 (1,58)
3" x 3" x 1/4" (75 x 75 x 6 mm)	142 (13,2)	93 (8,64)	69 (6,41)	45 (4,18)	33 (3,07)	26 (2,42)
4-1/4" x 4-1/4" x 1/4" (108 x 108 x 6 mm)	202 (18,8)	134 (12,4)	99 (9,20)	65 (6,04)	48 (4,46)	38 (3,53)
4" x 8" x 1/2" (100 x 200 x 12 mm)	127 (11,8)	84 (7,80)	63 (5,85)	42 (3,90)	31 (2,88)	25 (2,32)
6" x 6" x 1/4" (150 x 150 x 6 mm)	285 (26,5)	190 (17,7)	142 (13,2)	93 (8,64)	69 (6,41)	55 (5,11)
6" x 6" x 1/2" (150 x 150 x 12 mm)	143 (13,3)	95 (8,83)	71 (6,60)	47 (4,37)	35 (3,25)	28 (2,60)
8" x 8" x 3/8" (200 x 200 x 10 mm)	255 (23,7)	169 (15,7)	126 (11,7)	84 (7,80)	62 (5,76)	50 (4,65)
12" x 12" x 3/8" (300 x 300 x 10 mm)	383 (35,6)	253 (23,5)	191 (17,7)	126 (11,7)	94 (8,73)	75 (6,97)
13" x 13" x 3/8" (330 x 330 x 10 mm)	415 (38,6)	275 (25,5)	207 (19,2)	137 (12,7)	102 (9,28)	82 (7,62)
16" x 16" x 3/8" (406 x 406 x 10 mm)	510 (47,4)	340 (31,6)	255 (23,7)	169 (15,7)	126 (11,7)	101 (9,38)
18" x 18" x 3/8" (457 x 457 x 10 mm)	575 (53,4)	383 (35,6)	288 (26,8)	191 (17,7)	142 (13,2)	114 (10,6)
20" x 20" x 3/8" (508 x 508 x 10 mm)	640 (59,5)	425 (39,5)	320 (29,7)	212 (19,7)	159 (14,8)	126 (11,7)
24" x 24" x 3/8" (610 x 610 x 10 mm)	768 (71,3)	510 (47,4)	383 (35,6)	255 (23,7)	191 (17,7)	152 (14,1)

* Coverages shown are for estimating purposes only. Actual jobsite coverages may vary according to actual tile size and thickness, exact joint width, job conditions and grouting methods. Consult MAPEI's Technical Service Department or use the grout calculator at www.mapei.com for approximate coverages not shown above.

Keracolor™ S



RELATED DOCUMENTS

The Causes and Cure for Grout Efflorescence	010309-TB*
Grout Cleaning	041101-TB*
How to Install Grout in Hot Weather	010404-TB*

* At www.mapei.com.

Refer to MAPEI's Material Safety Data Sheet (MSDS) for specific data related to VOCs, health and safety, and handling of product.

STATEMENT OF RESPONSIBILITY

Before using, user shall determine the suitability of the product for its intended use and user alone assumes all risks and liability whatsoever in connection therewith. **ANY CLAIM SHALL BE DEEMED WAIVED UNLESS MADE IN WRITING TO US WITHIN FIFTEEN (15) DAYS FROM DATE IT WAS, OR REASONABLY SHOULD HAVE BEEN, DISCOVERED.**

We proudly support the following industry organizations:



MAPEI Headquarters of the Americas
 1144 East Newport Center Drive
 Deerfield Beach, Florida 33442
 Phone: 1-888-US-MAPEI
 (1-888-876-2734)

Technical Services
 1-800-992-6273 (U.S. and Puerto Rico)
 1-800-361-9309 (Canada)

Customer Service
 1-800-42-MAPEI (1-800-426-2734)

For the most current BEST-BACKED™ product data and warranty information, visit www.mapei.com.

Edition Date: February 17, 2010
 PR4473 KCSPD_B10Ev © 2010 MAPEI Corporation.
 All Rights Reserved. Printed in the USA.

CONCENTRATED STONE & TILE CLEANER

DESCRIPTION:

AQUA MIX CONCENTRATED STONE & TILE CLEANER is a super-concentrated cleaner formulated for everyday use. This neutral cleaner, when used regularly, prevents soap scum build up and hard water deposits. Leaves a room smelling clean and fresh.

Aqua Mix biodegradable formulas are designed to break down quickly and naturally in the environment. Aqua Mix No VOC (Volatile Organic Compound Formulas) help provide better indoor and outdoor air quality compared to similar traditional products.

USES:

Natural stone (such as granite, limestone, marble, slate, and travertine), ceramic, porcelain, grout, quarry, saltillo, terra cotta, cement pavers, masonry surfaces, and other water-safe surfaces.

TEST A SMALL AREA:

According to application instructions to determine desired results.

APPLICATION:

- 1) Read entire label before using.
- 2) Sweep, vacuum, or dust surface.
- 3) Mix 1 to 4 ounces (30 to 118 ml) of Concentrated Stone & Tile Cleaner per gallon (3.8 L), of water. For polished natural stone surfaces, 1 ounce (30ml) of Concentrated Stone & Tile Cleaner per gallon (3.8 L), of water is usually sufficient.
- 4) Apply solution to surface with mop or sponge.
- 5) Allow to dwell 1 to 2 minutes.
- 6) Agitate with a natural-bristle brush or white nylon scrub pad. Do not allow solution to dry on surface.
- 7) Mop up dirty solution.
- 8) Change cleaning solution at least every 250 sq. ft. (25 m²), or as needed.

LIMITATIONS:

Do not allow product to come in contact with any non-recommended surface.

HANDLING AND STORAGE:

- Close container after each use.
- Store in original container only.
- Store and use between temperatures of 40 °F and 90 °F (4 °C and 32 °C).

CAUTION:

MAY BE HARMFUL IF SWALLOWED. MAY IRRITATE EYES AND SKIN. Wear skin and eye protection. Contains sodium (C14-16) olefin sulfonate and other surfactants. If in eyes, flush with water for at least 15 minutes. If on skin, wash with soap and water. If irritation persists, seek medical attention. If swallowed, DO NOT induce vomiting. Seek medical attention.

KEEP OUT OF REACH OF CHILDREN

LIMITED PRODUCT WARRANTY Custom Building Products (“Custom”) warrants to the original consumer purchaser that its product shall be free from defects in material and workmanship under normal and proper usage for a period of one year following the date of original purchase. Custom’s sole liability under this warranty shall be limited to the replacement of the product. Some states, countries or territories do not allow the exclusion or limitation of incidental or consequential damages, so the above limitation or exclusion may not apply to you. This warranty will not extend to any product which has been modified in any way or which has not been used in accordance with Custom’s printed instructions. Custom makes no other warranties either expressed or implied. This warranty gives you specific legal rights, and you may have other rights that vary from state to state or from one country/territory to another.

COVERAGE:
 Approximately 10,000 to 20,000 sq. ft. (930 m² to 1,860 m²) per gallon (3.8 L) depending on dilution.






ORDERING INFORMATION:

Item Code US	Item Code Canada	Size	Package
010332-4	C010332-4	1 Qt.	Bottle
010333	C010333	1 Gal.	Bottle

STARLIKE



INSTALLATION/MAINTENANCE



IMAGE	CODE	DESCRIPTION	LIST	U/M
	IGTLKADDGD	LITOKOL GOLD INSTALLATION/MAINTENANCE ADDITIVE FOR STARLIKE CLASSIC 75 GRAM FOR 5.5 LB BUCKET USE FOR STARLIKE CLASSIC (STOCK) AND STARLIKE GLAMOUR (SPECIAL ORDER) TECH SPECS: INCLUDE EPOXY HAZE REMOVER WITH ALL STARLIKE SALES	\$ 24.48	EA
	IGTLKADDGX	LITOKOL GALAXY INSTALLATION/MAINTENANCE ADDITIVE FOR STARLIKE CLASSIC 75 GRAM FOR 5.5 LB BUCKET USE FOR STARLIKE CLASSIC (STOCKED) AND STARLIKE GLAMOUR (SPECIAL ORDER) TECH SPECS: INCLUDE EPOXY HAZE REMOVER WITH ALL STARLIKE SALES	\$ 24.48	EA
	IGTLKMETADBZ	LITOKOL BRONZE METALLIC INSTALLATION/MAINTENANCE ADDITIVE FOR NEUTRO BASE 75 GRAM FOR 5.5 LB BUCKET USE TECH SPECS: HEAVIER METALLIC LOOK AS COMPARED TO ADDITIVE FOR STARLIKE CLASSIC	\$ 19.96	EA
	IGTLKMETADDCP	LITOKOL COPPER METALLIC INSTALLATION/MAINTENANCE ADDITIVE FOR NEUTRO BASE 75 GRAM FOR 5.5 LB BUCKET USE TECH SPECS: HEAVIER METALLIC LOOK AS COMPARED TO ADDITIVE FOR STARLIKE CLASSIC	\$ 19.96	EA
	IGTLKMETADDPT	LITOKOL PLATINUM METALLIC INSTALLATION/MAINTENANCE ADDITIVE FOR NEUTRO BASE 75 GRAM FOR 5.5 LB BUCKET USE TECH SPECS: HEAVIER METALLIC LOOK AS COMPARED TO ADDITIVE FOR STARLIKE CLASSIC	\$ 19.96	EA

BX (IN BOLD), SOLD IN FULL BOXES
TEAL, SPECIAL ORDER ITEMS
PURPLE, IN-HOUSE FABRICATION





 LOT PHOTO APPROVAL
 INSTALLATION GUIDELINES

 COMMODITY PRICING
 CUSTOM CUTTING

STARLIKE

INSTALLATION/MAINTENANCE



IMAGE	CODE	DESCRIPTION	LIST	U/M
	IGTLKMETADDSG	LITOKOL SHINING GOLD METALLIC INSTALLATION/MAINTENANCE ADDITIVE FOR NEUTRO BASE 75 GRAM FOR 5.5 LB BUCKET USE TECH SPECS: HEAVIER METALLIC LOOK AS COMPARED TO ADDITIVE FOR STARLIKE CLASSIC	\$ 19.96	EA
	IGTLKMETBS5	NEUTRO BASE METALLIC INSTALLATION/MAINTENANCE ADDITIVE 5.5 POUND BUCKET CODE C.340 TECH SPECS: INCLUDE EPOXY HAZE REMOVER WITH ALL NEUTRO BASE SALES	\$ 69.12	EA
	IGTLKSLAR11	LITOKOL ARDESIA CLASSIC INSTALLATION/MAINTENANCE GROUT 11- LB BUCKET AKA: STAINMASTER SLATE CODE C.480	\$ 118.52	EA
	IGTLKSLBA11	STAINMASTER BIANCO ASSOLUTO CLASSIC INSTALLATION/MAINTENANCE GROUT 11- LB BUCKET AKA: STAINMASTER ABSOLUTE WHITE CODE C.470	\$ 118.52	EA

BX (IN BOLD), SOLD IN FULL BOXES
TEAL, SPECIAL ORDER ITEMS
PURPLE, IN-HOUSE FABRICATION

 LOT PHOTO APPROVAL
 INSTALLATION GUIDELINES

 COMMODITY PRICING
 CUSTOM CUTTING

TOOLS

INSTALLATION/MAINTENANCE



IMAGE	CODE	DESCRIPTION	LIST	U/M
COMING SOON	SMGRYSNJIG	GRAYSON JIG INSTALLATION/MAINTENANCE MISCELLANEOUS JIG TOOL TO HELP PROPER ALIGNMENT OF GRAYSON DECORATIVE FIELD TILE TECH SPECS: GIVEN FOC FOR ALL ORDERS OF 15 SF AND UP	\$ 0.00	EA
COMING SOON	SMRMLS100KIT	TOOL FOR LARGE FORMAT 6MM PORCELAIN INSTALLATION/MAINTENANCE MISCELLANEOUS Starter Kit with 100 Clips/100 Wedges & Plier Kit Includes: 100-wedges 100-clips 1-floor plier 1-bucket	\$ 87.00	EA
COMING SOON	SMRMLS250CLIP	TOOL FOR LARGE FORMAT 6MM PORCELAIN INSTALLATION/MAINTENANCE MISCELLANEOUS 1/8" to 1/2" Clips 250-count bags Min. Joint - 1/16" Tile Thickness: 1/8" x 1/2	\$ 29.50	EA
COMING SOON	SMRMLS250WEDGE	TOOL FOR LARGE FORMAT 6MM PORCELAIN INSTALLATION/MAINTENANCE MISCELLANEOUS 3-1/2" x 3/4" Wedge 250-count bag	\$ 38.00	EA
COMING SOON	SMRMLSPLIERF	TOOL FOR LARGE FORMAT 6MM PORCELAIN INSTALLATION/MAINTENANCE MISCELLANEOUS Leveling Floor Plier (adjustable/comfortable)	\$ 57.00	EA

BX (IN BOLD), SOLD IN FULL BOXES
TEAL, SPECIAL ORDER ITEMS
PURPLE, IN-HOUSE FABRICATION

 LOT PHOTO APPROVAL
 INSTALLATION GUIDELINES

 COMMODITY PRICING
 CUSTOM CUTTING

TOOLS



INSTALLATION/MAINTENANCE



IMAGE	CODE	DESCRIPTION	LIST	U/M
COMING SOON	SMRMLSPLIERW	TOOL FOR LARGE FORMAT 6MM PORCELAIN INSTALLATION/MAINTENANCE MISCELLANEOUS Leveling Wall Plier (adjustable/comfortable)	\$ 57.00	EA
COMING SOON	SMRMLT6AT120	TOOL FOR LARGE FORMAT 6MM PORCELAIN INSTALLATION/MAINTENANCE MISCELLANEOUS Stainless Steel Anchors for 1/4" - 5/16" Tile Thickness, 1/4" Wing Size 120-count	\$ 250.00	EA
COMING SOON	SMRMLTBBLF	TOOL FOR LARGE FORMAT 6MM PORCELAIN INSTALLATION/MAINTENANCE MISCELLANEOUS Beating Block for Large Format Tile/Slab 5' x 5' or 10' x 5'	\$ 45.00	EA
COMING SOON	SMRMLTDALF	TOOL FOR LARGE FORMAT 6MM PORCELAIN INSTALLATION/MAINTENANCE MISCELLANEOUS To Accost Big Tiles/Slabs. To Adjust Alignment Between 2-Large Format Tile on Adhesive Included: Frame Equipped with 6-Suction Cups	\$ 210.00	EA
COMING SOON	SMRMLTGT	TOOL FOR LARGE FORMAT 6MM PORCELAIN INSTALLATION/MAINTENANCE MISCELLANEOUS Grooving Tools for RAI-FIX System, Adjustable Cutting Box Equipped with Grinder and Diamond Blade	\$ 580.00	EA

BX (IN BOLD), SOLD IN FULL BOXES
TEAL, SPECIAL ORDER ITEMS
PURPLE, IN-HOUSE FABRICATION

 LOT PHOTO APPROVAL
 INSTALLATION GUIDELINES

 COMMODITY PRICING
 CUSTOM CUTTING

TOOLS



INSTALLATION/MAINTENANCE



IMAGE	CODE	DESCRIPTION	LIST	U/M
COMING SOON	SMRMTC1OLF	<p>TOOL FOR LARGE FORMAT 6MM PORCELAIN INSTALLATION/MAINTENANCE MISCELLANEOUS</p> <p>10' Guide KIT for cutting up to 10' tile/slab Kit includes: 5' Guide with 5' Guide Extension Suction Cups Plier, Cutting Unit and Side Squares</p>	\$ 1,140.00	EA
COMING SOON	SMRMTCGLF	<p>TOOL FOR LARGE FORMAT 6MM PORCELAIN INSTALLATION/MAINTENANCE MISCELLANEOUS</p> <p>Complete Cutting-Unit to Cut Large Format Tile Slab with Grinder (equipped with vacuum connection), Use On SMRMTC1OLF Includes: Cutting Unit Box with 4-bearings, 100vlt Grinder and 5" Blade</p>	\$ 610.00	EA
COMING SOON	SMRMTCGLF45	<p>TOOL FOR LARGE FORMAT 6MM PORCELAIN INSTALLATION/MAINTENANCE MISCELLANEOUS</p> <p>Complete Beveling-Unit to apply a 45-degree on Large Format Tile Slab with grinder (equipped with vacuum connection), use on SMRMTC1OLF Included: Beveling Unit Box with 4-bearings, 110vlt Grinder and 5" Blade</p>	\$ 620.00	EA
COMING SOON	SMRMTCLFSG	<p>TOOL FOR LARGE FORMAT 6MM PORCELAIN INSTALLATION/MAINTENANCE MISCELLANEOUS</p> <p>KIT to Secure Cutting Guides (SMRMTC1OLF) to Bench for Repetitive Cut</p>	\$ 215.00	EA
COMING SOON	SMRMTR14FR19	<p>TOOL FOR LARGE FORMAT 6MM PORCELAIN INSTALLATION/MAINTENANCE MISCELLANEOUS</p> <p>19" Flow-Ridge 1/4" Notch Trowel 19" x 5", 1/4" Notch</p>	\$ 28.00	EA

BX (IN BOLD), SOLD IN FULL BOXES
 TEAL, SPECIAL ORDER ITEMS
 PURPLE, IN-HOUSE FABRICATION

 LOT PHOTO APPROVAL
 INSTALLATION GUIDELINES

 COMMODITY PRICING
 CUSTOM CUTTING

TOOLS

INSTALLATION/MAINTENANCE



IMAGE	CODE	DESCRIPTION	LIST	U/M
	SMRMTR516FR19	TOOL FOR LARGE FORMAT 6MM PORCELAIN INSTALLATION/MAINTENANCE MISCELLANEOUS 19" Flow-Ridge 5/16" Notch Trowel 19" x 5", 5/16" Notch	\$ 28.00	EA

BX (IN BOLD), SOLD IN FULL BOXES
TEAL, SPECIAL ORDER ITEMS
PURPLE, IN-HOUSE FABRICATION



LOT PHOTO APPROVAL



INSTALLATION GUIDELINES



COMMODITY PRICING



CUSTOM CUTTING



Patented

LITOKROM STARLIKE®

TWO-PART ACID-RESISTANT EPOXY MORTAR FOR INSTALLATION AND GROUTING OF CERAMIC TILES AND MOSAIC WITH JOINT WIDTHS BETWEEN 1 AND 15 mm.

PATENT PRODUCT 05744761.7 B1



UPGRADE

New patented formula UV - resistant attested by Modena and Reggio Emilia University .

DESCRIPTION

Two-part anti-acid epoxy mortar. Part A consists of an epoxy resin mixture, siliceous aggregates and additives.

Part B consists of a mixture of organic catalysts.

The product's main characteristics are:

- Extremely easy application and cleaning, even compared to normal cementitious sealants.
- Stable and uniform colouring for all types of tiles with exclusive colour effects.
- High mechanical strength.
- Waterproof.
- Total absence of cracking or crazing during hardening.
- Excellent chemical resistance.

CLASSIFICATION EN 13888

LITOKROM STARLIKE®: Class RG Reactive grout

CLASSIFICATION EN 12004

LITOKROM STARLIKE®: Class R2T Enhanced reactive adhesive with zero vertical slip

PACKAGING

2.5 kg plastic bucket Standard pallet 367,5 kg
5 kg plastic bucket Standard pallet 450 kg
10 kg plastic bucket Standard pallet 400 kg

FIELDS OF APPLICATION

Suitable for acid-resistant installation and grouting of floor and wall tiles and mosaic in interiors and exteriors with grout joints between 1 and 15 mm wide, such as:

- Floor and wall tiles in general.
- Floor and wall tiles in bathrooms and showers.
- Underfloor heating.
- Kitchen countertops.
- Terraces and balconies.

Suitable for applications where the surfaces are exposed to aggressive chemical substances (see chemical resistance table) such as dairies, abattoirs, pubs, food factories in general.

It is also recommended for grouting swimming pools and tanks, containing thermal or brackish water.

Suitable to the contact with food items, according to D.M of 21.03.1973 (Hygienic discipline of packaging, food containers and tools for the contact with food items and personal use products) and according to the following Decrees of the Health Ministry: 26.04.1993, n.220; 22.07.1998, n.338 ; 28.03.2003, n.123.

A copy of the certificate may be asked to the Litokol Technical Bureau.

The product, therefore, can be used for the grouting of ceramic tiles in environments, submitted to direct contact with food items, such as: workbenches for meat, dairy products or flours, basins for fish breeding, kitchen tables in restaurants, bakeries and pastry shops.

Suitable for installation and grouting of mosaic in swimming pools on the waterproof membranes as Elastocem and Coverflex.

APPLICATION

PRELIMINARY CHECKS AND JOINT PREPARATION

Check that the adhesive or mortar used to fix the tiles has completely hardened and dried.

The joints must be clean, free of powder and empty down to at least 2/3 of the tile thickness.

Any adhesive or mortar that has squeezed up inside the joints must be removed.

MIXING RATIOS

PART A: 100 parts by weight PART B: 8 parts by weight

The two parts are pre-batched in their respective containers

MIX PREPARATION

Cut off a corner from the bag, containing the catalyst (part B), situated in the small bucket, and pour it onto part A (paste).

It is recommended to empty completely the bag with the catalyst, rolling it up towards the cut side.

Mix using an electric drill equipped with mixing paddle until a uniform, lump-free mix is obtained.

Scrape the sides and the bottom of the container, using a steel spatula, to make sure that all the paste is catalyzed.

Hand mixing is not recommended.

The two parts are pre-batched in their packaging, avoiding, this way, all risk of mixing errors.

The paste is workable for approximately 1 hour at a temperature about +23°C.

GROUTING

Introduce the paste into the joints using a special green rubber float (art. 104/G).

For large surfaces, an electric single-brush floor maintenance machine equipped with an abrasion-resistant rubber scraper can be used. Remove excess product using the rubber float.

The product's pot life and hardening time is strongly dependent on the ambient temperature.

The ideal temperature for application is between +18 and +23°C.

In these conditions the product is an easily workable smooth mortar, with a pot life of about 1 hour.

It is ready for foot traffic after 24 hours.

At a temperature of +15°C it takes three days before the surface is ready for foot traffic.

The floor is ready to use and resistant to chemicals after 5 days at a temperature of +23°C and after 10 days at a temperature of +15°C.

At temperatures between +8 and +12°C, the product is very dense and difficult to apply.

The hardening time is also lengthened considerably. Do not add water or solvents to improve workability.

In hot weather it is advisable to apply the product to the floor as quickly as possible so as not to shorten further the pot life due to the reaction heat in the container.

CLEANING AND FINISHING

The grout work must be cleaned and finished while the product is still wet and in any case in the shortest possible time.

Take care not to remove product from the joints or leave stains on the tile surface.

Cleaning and finishing can be performed either manually or using an electric single-brush machine equipped with a felt disc.

Manual method

First sprinkle clean water over the grouted surface. If necessary, perform initial cleaning using a float equipped with a moistened white felt (art. 109/G).

Make circular movements in both clockwise and anticlockwise directions in order to seal perfectly the sides of the tiles and to remove excess grout from the surface of the tiles.

Now perform a second pass with a sweepex sponge (art. 131/G) in order to obtain a smooth, closed surface and to remove completely the product from the surface of the tiles, without removing it from the joints, as well as to dry off the excess of water.

When the felt and sponge are impregnated with resin and can no longer be used, they must be replaced.

Stains or residues of transparent product can be removed after 24 hours or at any rate after grout hardening (the time of hardening depends greatly on the environmental temperature), using the specific cleaners LITONET (for floors) and LITONET GEL (for walls).

For a correct use see the technical data sheet.

Method with single-brush machine

After removing excess grout from the surface, sprinkle plenty of clean water over the grouted surface. Now commence cleaning using the single-brush machine equipped with a felt disc. Replace the felt disc when it is impregnated with product. If necessary, the cleaner LITONET can be used to remove the residues of epoxy film after 24 hours or at any rate after grout hardening (the time of hardening depends greatly on the environmental temperature).

Use of litonet and litonet gel

Spread LITONET or LITONET GEL on the whole surface to be treated with white felt (art. 109/G).

Let it act for about 15-30 minutes.

Then scrub with white felt (art. 109/G) or with single-brush machine in case of big surfaces.

Rinse with water and dry immediately with a clean and dry cloth.

Do not wait the evaporation of the rinse water to avoid the formation of stains on the ceramic surface.

USE AS ADHESIVE

Apply to the substrate using a trowel with suitable notch size, then position the tiles and press firmly into place.

CAUTIONS

- If possible, apply the product at temperatures between +18°C and +23°C.
- Do not use at low temperatures or in environment with high humidity, in order to avoid the superficial carbonation that may modify the uniformity of the colour.
- Remove excess product from the tile surface rapidly because once hardened it will have to be removed mechanically, seriously jeopardising the finished result.
- Mix the two components (A+B) correctly.
- While cleaning change frequently the water.
- Change the felt and the sponge when they are impregnated with resin.
- Do not walk on the just grouted surface so as not to stain the floor with epoxy resin.
- Do not cover the grouted surface with length of cloth or other materials to avoid the condensation that may cause the superficial carbonation of the product with the resulting non-homogeneity of the colour.
- Do not use for grouting Tuscan terracotta or other materials and porous manufactured products like cementitious riddles.
- In case of grouting natural stones, it is necessary to execute a preliminary test, in order to verify the absorption of resin by the stone slabs. In case of the resin absorption, the dark stains may form on the sides and on the surface of the slabs and they can't be removed. This problem is usual for marbles of light colours.
- The product must not be used for grouting tanks containing aggressive substances with which only occasional contact is permitted (see chemical resistance table).
- Do not mix the product with water or solvents.
- Do not use for applications not stated on this technical sheet.

IDENTIFICATION DATA

Appearance	Part A: thick coloured paste		
	Part A: thick coloured paste		
Colours available	CLASSIC COLLECTION	Tortora C.490	Mela C.410
	Bianco assoluto C.470	Travertino C.290	Limone C. 430
	Bianco ghiaccio C.270	GLAMOUR COLLECTION	Arancio C.460
	Titanio C.310	Turchese C.400	Rosso oriente C. 450
	Silver C. 220	Artic blu C.390	METALLIC COLLECTION
	Ardesia C.480	Zaffiro C.260	Platinum
	Antracite C.240	Corallo C.230	Shining gold
	Grigio C. 280	Lilla C. 380	Bronze
	Moka C. 420	Ciclamino C. 370	Copper
	Pietra d'Assisi C. 410	Melanzana C.360	Rusty
	Sabbia C.250	Lime C.440	
Customs code	3506 91 00		
Shelf life	24 months in original packaging in dry place		

APPLICATION DATA

Time before grouting	Floor tile installation with normal-setting adhesive: 24 hours Floor tile installation with fast-setting adhesive: 4 hours Floor tile installation with mortar: 7-10 days Wall tile installation with normal-setting adhesive: 6-8 hours Wall tile installation with fast-setting adhesive: 4 hours Wall tile installation with mortar: 2-3 days
Mixing ratios	PART A: 100 parts by weight PART B: 8 parts by weight The two parts are pre-batched in their respective containers
Mix consistency	Creamy
Specific gravity of mix	1,55 kg/l
Pot life	About 1 hour at T=+23°C
Permitted application temperatures	From +12°C a +30°C
Recommended application temper.	From +18°C a +23°C
Walk on time	24 hours at T=+23°C
Ready for use	5 days at T=+23°C
Joint width	From 1 to 15 mm

CONSUMPTION AS GROUT kg/mq

Tile (mm)	Joint (mm)						
	1,5	2	3	4	5	7	10
10x10x4	1,40	1,86					
10x10x10	4,65	6,20					
15x15x4	0,8	1,7					
15x15x10	2,1	4,1					
15x30x8	1,2	2,5					
20x20x3	0,70	0,93	1,40	1,86	2,33	3,26	4,65
23x23x8	1,1	2,2	3,2	4,3	5,4	7,5	10,8
25x25x10	1,2	2,5	3,7	5	6,2	8,7	12,4
50x50x4	0,2	0,5	0,7	1	1,2	1,7	2,5
50x50x10	0,6	1,2	1,9	2,5	3,1	4,3	6,2
100x100x8	0,37	0,50	0,74	0,99	1,24	1,74	2,48
125x240x12	0,34	0,45	0,68	0,91	1,3	1,47	2,26
150x150x6	0,18	0,24	0,36	0,48	0,61	0,85	1,21
150x150x8	0,25	0,33	0,50	0,66	0,83	1,16	1,65
200x200x8	0,19	0,25	0,37	0,50	0,62	0,87	1,24
250x330x8	0,13	0,17	0,26	0,35	0,44	0,61	0,87
300x300x8	0,12	0,17	0,25	0,33	0,41	0,58	0,82
300x600x10	0,12	0,16	0,23	0,31	0,39	0,54	0,78
400x400x10	0,12	0,16	0,23	0,31	0,39	0,54	0,78
450x450x10	0,10	0,14	0,21	0,27	0,34	0,48	0,68
600x600x10	0,08	0,10	0,15	0,20	0,26	0,36	0,51

COMSUPTION AS ADHESIVE

Trowel notc size: 4 mm

Consumption: 1,6 Kg/m2

PERFORMANCE

Shear adhesion strength (EN 12003)	Initial $\geq 2 \text{ N/mm}^2$ After immersion in water $\geq 2 \text{ N/mm}^2$ After thermal shock $\geq 2 \text{ N/mm}^2$
Abrasion resistance (EN 12808-2)	$\leq 250 \text{ mm}^3$
Mechanical flexural strength after 28 days in standard conditions (EN 12808-3)	$\geq 30 \text{ N/mm}^2$
Mechanical compressive strength after 28 days in standard conditions (EN 12808-3)	$\geq 45 \text{ N/mm}^2$
Shrinkage (EN 12808-4)	$\leq 1,5 \text{ mm/m}$
Water absorption after 4 hours (EN 12808-5)	$\leq 0,1 \text{ g}$
Temperature of use	From -20°C to $+100^\circ\text{C}$

SAFETY INFORMATION according to 1907/2006/EC (REACH), Article 31

PART A

reaction product: bisphenol-A-(epichlorhydrin) epoxy resin (number average molecular weight = 700)

oxirane, mono[(C12-14-alkyloxy)methyl] derivs

Xi – Irritant

R 36/38 Irritating to eyes and skin.

R 43 May cause sensitisation by skin contact.

R 52/53 Harmful to aquatic organisms, may cause long-term adverse effects in the aquatic environment.

S 2 Keep out of the reach of children.

S 24/25 Avoid contact with skin and eyes.

S 26 In case of contact with eyes, rinse immediately with plenty of water and seek medical advice.

S 29/56 Do not empty into drains, dispose of this material and its container at hazardous or special waste collection point.

S 37/39 Wear suitable gloves and eye/face protection.

S 46 If swallowed, seek medical advice immediately and show this container or label.

Contains epoxy constituents. See information supplied by the manufacturer.

PART B

Hazard-determining components of labelling:

3,6-diazaoctanethylenediamin

3,6,9-triazaundecamethylenediamine

Xi – Irritant

R 36/38 Irritating to eyes and skin.

R 43 May cause sensitisation by skin contact.

R 52/53 Harmful to aquatic organisms, may cause long-term adverse effects in the aquatic environment.

S 2 Keep out of the reach of children.

S 23 Do not breathe fumes/aerosol.

S 24/25 Avoid contact with skin and eyes.

S 29/56 Do not empty into drains, dispose of this material and its container at hazardous or special waste collection point.

S 37 Wear suitable gloves.

S 46 If swallowed, seek medical advice immediately and show this container or label.

CHEMICAL RESISTANCE TABLE

(the table is a summary of the chemical resistance proof made according to regulation UNI EN 12808)
CHEMICAL RESISTANCE ON INDUSTRIAL FLOORS

Group	Name	Conc. %	CONTINUOUS USE				INTERMITTENT USE
			24 hours	7 days	14 days	28 days	
Acids	Acetic Acid	2,5	●	●	●	●	●
		5	●	●	●	●	●
	Hydrochloric Acid	37	●	●	●	●	●
	Citric Acid	10	●	●	●	●	●
	Lactic Acid	2,5	●	●	●	●	●
		5	●	●	●	●	●
		10	●	●	●	●	●
	Nitric Acid	25	●	●	●	●	●
		50	●	●	●	●	●
	Oleic Acid	-	●	●	●	●	●
	Sulphuric Acid	1,5	●	●	●	●	●
		50	●	●	●	●	●
		96	●	●	●	●	●
Tannic Acid	10	●	●	●	●	●	
Tartaric Acid	10	●	●	●	●	●	
Oxalic Acid	10	●	●	●	●	●	
Alkalis	Ammonia in solution	25	●	●	●	●	●
	Caustic Soda	50	●	●	●	●	●
	Sodium Hypochlorite Conc. Cl active	>10	●	●	●	●	●
	Caustic Potash	50	●	●	●	●	●
	Sodium Bisulphite	10	●	●	●	●	●
Concentrated solutions 20°C	Iposulphite Sodium		●	●	●	●	●
	Calcium Chloride		●	●	●	●	●
	Sodium Chloride		●	●	●	●	●
	Ferric Chloride		●	●	●	●	●
	Sugar		●	●	●	●	●
Oils and fuels	Petrol, Fuels		●	●	●	●	●
	Turpentine		●	●	●	●	●
	Gas Oil		●	●	●	●	●
	Olive Oil		●	●	●	●	●
	Lube Oil		●	●	●	●	●
Solvents	Acetone		●	●	●	●	●
	Ethylene Glycol		●	●	●	●	●
	Glycerine		●	●	●	●	●
	Ethyl Alcohol		●	●	●	●	●
	Solvent Petrol		●	●	●	●	●
	Peroxide Water	10	●	●	●	●	●
25		●	●	●	●	●	

KEY

- EXCELLENT RESISTANCE
- GOOD RESISTANCE
- POOR RESISTANCE

Although the information provided on this technical sheet is accurate to the best of our knowledge and experience, it is intended purely as a guideline. The user must carry out preliminary practical tests for each specific job and is solely responsible for the final result.

Sheet N°308

Rev. n. 6

Date: August 2011



Patented

STARLIKE CRYSTAL

TRANSLUCENT EPOXY MORTAR WITH TWO ANTACID COMPONENTS FOR GROUTING TRANSPARENT AND ARTISTIC GLASS MOSAICS WITH JOINTS UP TO 2 mm. WIDE



UPGRADE

New patented formula UV - resistant attested by Modena and Reggio Emilia University

DESCRIPTION

Part A consists of a mixture of epoxy resin, inert substances based on glass beads with a fine particle size and rheological components of organic origin. Part B consists of a mixture of amine-based hardeners. The main features of the product are:

- Translucent colour that allows light filtration.
- Smooth finish thanks to the fine particle size of the inert substances.
- Extremely easy application and cleaning.
- High mechanical strength.
- Water proof.
- Total absence of cracks or crazing after hardening.
- Excellent chemical resistance.
- Product suitable for direct contact with food under Italian Ministerial Decree of 21/03/1973 (a copy of the certificate can be requested from the Litokol Technical Office)

EN 13888 CLASSIFICATION: Class RG – Reactive sealant for joints

FIELDS OF APPLICATION

Litochrom Starlike Crystal's special translucent colouring allows the product applied in the joints to "absorb" the colour of the transparent glass tiles and then adapt according to the colour. The best results are obtained if the mosaic is applied to transparent supports such as glass and Plexiglas, possibly backlit by a light source.

In this case, the mosaics must be glued using a suitable transparent adhesive in cartridge form. In the case of traditional supports such as cement plasters or plaster of Paris, panelling etc. the mosaics must be bonded with Litoplus K55 white adhesive (class C2TE cement adhesive) or Litoelastic (two-component reactive adhesive class R2T) depending on the type of support. Thanks to this feature, with Litochrom Starlike Crystal it is possible to achieve glass mosaic surfaces with effects of considerable value and visual impact such as:

- Creating backlit interior walls.
- Backlit coatings of bars or public places.
- Floors and walls in bathrooms, kitchens, showers etc.
- Creating furnishing surfaces such as columns, tables etc.

Another possibility is using Litochrom Starlike Crystal for grouting artistic, i.e. compositions made up of mosaic tiles which, when suitably shaped and mixed, reproduce exclusive images rich in nuances and shadows. If the grouting of these images is done with traditional coloured sealants, the appearance of the figure represented is compromised, because the coloured grout creates a discontinuity between the mosaic tiles.

Conversely, using Litochrom Starlike Crystal, thanks to its semi-transparency, retains the original nuances of the composition, creating "neutral", colourless grouting that does not interfere with the image.

PRELIMINARY CHECKS AND PREPARATION OF JOINTS

Make sure that the adhesive used for bonding the mosaic is completely dry and hardened. The joints must be clean, free of dust and empty for the entire thickness of the mosaic in order to ensure the translucent effect of the product. For bonding, it is advisable to use a spatula with small triangular teeth (art. 112/D-V2).

MIXING RATIO

COMPONENT A 100 parts in weight

COMPONENT B 8 parts in weight

The two components are pre-dosed in their respective packs.

PACKS

2.5 kg plastic bucket

375 kg standard pallet

5 kg plastic bucket

450 kg standard pallet

PREPARING THE MIXTURE

Cut one corner of the sachet containing the catalyst (component B) located inside the bucket and pour it onto component A (paste). It is advisable to pour out the entire contents of the catalyst, rolling and squeezing the sachet progressively from the sealed side towards the cut side.

Mix using an electric drill with the propeller at low speed until achieving a smooth mixture without lumps.

Scrape the sides and bottom of the bucket with a spatula or trowel to ensure no non-catalysed product remains. It is not advisable to do the mixing by hand.

The packs of the components are pre-dosed, and therefore make any error in mixing impossible. The resulting mixture remains workable for about 1 hour at a temperature of about +23°C.

GROUTING THE MOSAIC SURFACE

Apply the mixture obtained into the joints, using the special green spatula (art. 104/G). Remove any excess product using the same rubber spatula. The workability and hardening time of the product is greatly influenced by the environmental temperature.

The optimum temperature for application is between +18 and +23°C.

Under these conditions, the product appears like a soft, easily workable mortar, with a workability time of approximately 1 hour. It will be possible to walk on it after 24 hours.

At a temperature of +15°C, it will take three days before it can be walked on. At temperatures of between +8 and +12°C, the product proves to be more consistent and harder to apply.

The hardening time is also greatly lengthened. It is advisable not to add water or solvents to improve the workability. At high temperatures, it is advisable to distribute the product as quickly as possible onto the surface, so as not to further shorten the workability time following the reaction heat present in the pack.

CLEANING AND FINISHING

Cleaning and finishing the grouting should be done while the product is still fresh, and in all cases as quickly as possible, taking care not to empty the joints and without leaving product marks on the surface of the mosaics.

Cover the grouted surface with clean water. Carry out initial cleaning using a spatula with damp white felt (art. 109/G), making circular movements both clockwise and anti-clockwise, in order to seal the sides of the mosaic tiles perfectly and to remove any excess sealant from the surface. Then clean again using a hard sweepex sponge (art. 128/G) for a smooth, closed surface, completely removing the product from surface of the mosaic, without emptying the joints and drying any excess water.

When the felt and sponge are impregnated with resin and can no longer be cleaned, they must be replaced.

Stains or residues of transparent product can be removed after 24 hours or at any rate after grout hardening (the time of hardening depends greatly on the environmental temperature), using the specific cleaners LITONET (for floors) and LITONET GEL (for walls).

Read the relative technical data sheet for correct use.

USING LITONET AND LITONET GEL TO REMOVE MARKS

Spread LITONET or LITONET GEL onto the surface to be cleaned with the help of the white felt (art. 109/G). Leave on for 15-30 minutes. Then intervene with the white felt, rubbing the surface.

Rinse with clean water and dry immediately with a clean, dry cloth. Do not wait for the rinse water to evaporate as marks would form again on the mosaic surface.

WARNINGS

- The product can only be applied for grouting transparent or artistic glass mosaics with joints not exceeding 2 mm.
- Apply the product preferably at temperatures between +18 °C and +23 °C. Do not apply if there are low temperatures or high humidity so as to prevent the formation of surface carbonation which could affect the uniformity of the colour.
- Remove any excess product promptly from the surface of the mosaics as, once hardening has taken place, the product can no longer be removed unless mechanically, with serious risks for the final result of the work.
- Mix the two components (A+B) correctly.
- Change the water frequently.
- Change the felt and sponge when saturated with product.
- Do not wait more than 72 hours for the final cleaning with Litonet or Litonet gel.
- Do not walk on the newly grouted surface, in order to avoid damaging the flooring with resin residues.
- Do not cover the newly grouted surface with cloths or other material so as to prevent the formation of condensation that would lead to surface carbonation on the product, altering the uniformity of the colour. Wait at least 24-48 hours depending on the temperature before protecting the surface.
- The product cannot be used for grouting tanks containing aggressive substances permitted for intermittent contact only (see chemical resistance chart shown in the technical data sheet).
- Do not mix the product with water or solvents.

IDENTIFICATION DATA		CONSUMPTIONS
Appearance	Component A: translucent paste Component B: thick liquid	
Colour	Crystal C.350	
Customs classification	3506 91 00	
Storage time	24 months in the original packs in a dry place	

1 kg/m² for mosaics measuring 20X20 mm and 3 mm thick (joint = 2 mm)
2 kg/m² for mosaics measuring 10X10 mm and 3 mm thick (joint = 2 mm)

APPLICATION DATA	
Recommended adhesives for laying mosaics	Cement foundations, plaster of Paris base, old tiles: Litoplus K55 Wood, metal, fibreglass-reinforced plastic panelling: Litoelastic Plexiglas: Primer 1217 + OTTOCOL M501 transparent Glass: OTTOCOL M501 transparent
Recommended spatula	Small toothed spatula (art. 112/D – V2)
Waiting time for grouting	24 hours
Mixing ratio	Component A: 100 parts in weight - Component B: 8 parts in weight The two components are pre-dosed in their respective packs
Consistency of the mixture	Doughy
Specific weight of the mixture	1.55 kg/l
Useable time of the mixture	About 1 hour at T=+23°C
Application temperatures	Admissible: from +12°C to +30°C - Recommended: from +18 to +23°C
Can be walked on	24 hours at T=+23°C
Working time	5 days at T=+23°C
Width of the joints	Up to 2 mm

PERFORMANCE	
Abrasion resistance (EN 12808-2)	≤ 250 mm ³
Mechanical resistance to bending after 28 days in standard condition (EN 12808-3)	≥ 30 N/mm ²
Mechanical resistance to compression after 28 days in standard conditions (EN 12808-3)	≥ 45 N/mm ²
Shrinkage (EN 12808-4)	≤ 1,5 mm/m
Water absorption after 4 hour (EN 12808-5)	≤ 0,1 g
Operating temperatures	From – 20°C to +100°C

SAFETY INFORMATION

Consult the Material Safety Data Sheet, available on request.

PRODUCT FOR PROFESSIONAL USE.

CHEMICAL RESISTANCE TABLE

(the table is a summary of the chemical resistance proof made according to regulation UNI EN 12808)

CHEMICAL RESISTANCE ON INDUSTRIAL FLOORS

Group	Name	Conc. %	CONTINUOUS USE				INTERMITTENT USE
			24 hours	7 days	14 days	28 days	
Acids	Acetic Acid	2,5	●	●	●	●	●
		5	●	●	●	●	●
	Hydrochloric Acid	37	●	●	●	●	●
	Citric Acid	10	●	●	●	●	●
	Acido lattico	2,5	●	●	●	●	●
		5	●	●	●	●	●
		10	●	●	●	●	●
	Nitric Acid	25	●	●	●	●	●
		50	●	●	●	●	●
	Oleic Acid	-	●	●	●	●	●
	Vitriol	1,5	●	●	●	●	●
		50	●	●	●	●	●
		96	●	●	●	●	●
	Tannic Acid	10	●	●	●	●	●
Tartaric Acid	10	●	●	●	●	●	
Oxalic Acid	10	●	●	●	●	●	
Alkalis	Ammonia in solution	25	●	●	●	●	●
	Caustic Soda	50	●	●	●	●	●
	Sodium Hypochlorite Conc. Cl active	>10	●	●	●	●	●
	Caustic Potash	50	●	●	●	●	●
	Sodium Bisulphite	10	●	●	●	●	●
Concentrated solutions 20°C	Iposulphite Sodium		●	●	●	●	●
	Calcium Chloride		●	●	●	●	●
	Sodium Chloride		●	●	●	●	●
	Ferric Chloride		●	●	●	●	●
	Sugar		●	●	●	●	●
Oils and fuels	Petrol, Fuels		●	●	●	●	●
	Turpentine		●	●	●	●	●
	Gas Oil		●	●	●	●	●
	Olive Oil		●	●	●	●	●
	Lube Oil		●	●	●	●	●
Solvents	Acetone		●	●	●	●	●
	Ethylene Glycol		●	●	●	●	●
	Glycerine		●	●	●	●	●
	Ethyl Alcohol		●	●	●	●	●
	Solvent Petrol		●	●	●	●	●
	Peroxide Water	10	●	●	●	●	●
25		●	●	●	●	●	

KEY

- EXCELLENT RESISTANCE
- GOOD RESISTANCE
- POOR RESISTANCE

Although the information provided on this technical sheet represents the best of our knowledge and experience, it is intended purely as a guideline. The user must carry out preliminary practical tests for each specific job and is solely responsible for the final result..

DATA SHEET NUMBER: 317

Revision N° 3

Date: September 2012

LITOKOL S.p.A.




Via G. Falcone, 13/1 42048 Rubiera (RE) Italy
Tel. +39 0522 622811 Fax +39 0522 620150
www.litokol.it email: info@litokol.it

COMPANY WITH QUALITY MANAGEMENT
SYSTEM CERTIFIED BY DNV
= ISO 9001:2008 =

BLANKE


METAL



IMAGE	CODE	DESCRIPTION	LIST	U/M
	MBBRZSTCUBLR	<p>BLANKE BRONZE SATIN METAL 96" x 7/16" CUBE LINER MOLDING</p> <p>Sold in 8' lengths</p> <p>TECH SPECS: ALTERNATIVE FOR SCHLUTER QUADEC Q 110 AT</p>	8.0000 LF per PC	\$ 25.00 EA
	MBBRZSTEDG	<p>BLANKE BRONZE SATIN METAL 96" x 3/8" EDGE PROTECTOR MOLDING</p> <p>Sold in 8' lengths</p> <p>TECH SPECS: ALTERNATIVE FOR SCHLUTER JOLLY AT 100</p>	8.0000 LF per PC	\$ 21.00 EA
	MBBRZSTQR	<p>BLANKE BRONZE SATIN METAL 96" x 3/8" QUARTER ROUND MOLDING</p> <p>Sold in 8' lengths</p> <p>TECH SPECS: ALTERNATIVE FOR SCHLUTER RONDEC RO 100 AT</p>	8.0000 LF per PC	\$ 29.00 EA
	MBSILGLCUBLR	<p>BLANKE SILVER GLOSS METAL 96" x 7/16" CUBE LINER MOLDING</p> <p>Sold in 8' lengths</p> <p>TECH SPECS: ALTERNATIVE FOR SCHLUTER QUADEC Q 110 AW</p>	8.0000 LF per PC	\$ 34.00 EA
	MBSILGLEDG	<p>BLANKE SILVER GLOSS METAL 96" x 3/8" EDGE PROTECTOR MOLDING</p> <p>Sold in 8' lengths</p> <p>TECH SPECS: ALTERNATIVE FOR SCHLUTER JOLLY AMB 100</p>	8.0000 LF per PC	\$ 22.00 EA

BX (IN BOLD), SOLD IN FULL BOXES
TEAL, SPECIAL ORDER ITEMS
PURPLE, IN-HOUSE FABRICATION





 LOT PHOTO APPROVAL
 INSTALLATION GUIDELINES

 COMMODITY PRICING
 CUSTOM CUTTING

BLANKE

METAL



IMAGE	CODE	DESCRIPTION	LIST	U/M
	MBSILGLQR	<p>BLANKE SILVER GLOSS METAL 96" x 3/8" QUARTER ROUND MOLDING</p> <p>Sold in 8' lengths</p> <p>TECH SPECS: ALTERNATIVE FOR SCHLUTER RONDEC RO 100 AMB</p>	8.0000 LF per PC	\$ 28.00 EA
	MBSILSTCUBLR	<p>BLANKE SILVER SATIN METAL 96" x 7/16" CUBE LINER MOLDING</p> <p>Sold in 8' lengths</p> <p>TECH SPECS: ALTERNATIVE FOR SCHLUTER QUADEC Q 110 AMB</p>	8.0000 LF per PC	\$ 25.00 EA
	MBSILSTEDG	<p>BLANKE SILVER SATIN METAL 96" x 3/8" EDGE PROTECTOR MOLDING</p> <p>Sold in 8' lengths</p> <p>TECH SPECS: ALTERNATIVE FOR SCHLUTER SCHIENE AE 100</p>	8.0000 LF per PC	\$ 19.00 EA
	MBSILSTQR	<p>BLANKE SILVER SATIN METAL 96" x 3/8" QUARTER ROUND MOLDING</p> <p>Sold in 8' lengths</p> <p>TECH SPECS: ALTERNATIVE FOR SCHLUTER RONDEC RO 100 AE</p>	8.0000 LF per PC	\$ 25.00 EA

BX (IN BOLD), SOLD IN FULL BOXES
TEAL, SPECIAL ORDER ITEMS
PURPLE, IN-HOUSE FABRICATION

 LOT PHOTO APPROVAL
 INSTALLATION GUIDELINES

 COMMODITY PRICING
 CUSTOM CUTTING

METAL EXTRUSIONS

METAL



IMAGE	CODE	DESCRIPTION	LIST	U/M
COMING SOON	MBRASR1	<p>BRASS BRUSHED METAL 1/8" x 72" x 1/8" MOLDING min. qty: 1 PC</p> <p>sold in 6' (72") lengths and finished on one side.</p> <p>TECH SPECS: CUT TO LENGTH WITH A HACKSAW LUBRICATED WITH WD-40. AVOID EPOXY SETTING MATERIAL, THIS CAN DAMAGE METAL SURFACE.</p>	6.0000 LF per PC \$ 150.00	EA
COMING SOON	MBRASR2	<p>BRASS BRUSHED METAL 1/8" x 72" x 3/8" MOLDING min. qty: 1 PC</p> <p>sold in 6' (72") lengths and finished on one side.</p> <p>TECH SPECS: CUT TO LENGTH WITH A HACKSAW LUBRICATED WITH WD-40. AVOID EPOXY SETTING MATERIAL, THIS CAN DAMAGE METAL SURFACE.</p>	6.0000 LF per PC \$ 156.00	EA
COMING SOON	MBRASR3	<p>BRASS BRUSHED METAL 1/4" x 72" x 3/8" MOLDING min. qty: 1 PC</p> <p>sold in 6' (72") lengths and finished on one side.</p> <p>TECH SPECS: CUT TO LENGTH WITH A HACKSAW LUBRICATED WITH WD-40. AVOID EPOXY SETTING MATERIAL, THIS CAN DAMAGE METAL SURFACE.</p>	6.0000 LF per PC \$ 186.00	EA
COMING SOON	MBRASR4	<p>BRASS BRUSHED METAL 3/8" x 72" x 3/8" MOLDING min. qty: 1 PC</p> <p>sold in 6' (72") lengths and finished on one side.</p> <p>TECH SPECS: CUT TO LENGTH WITH A HACKSAW LUBRICATED WITH WD-40. AVOID EPOXY SETTING MATERIAL, THIS CAN DAMAGE METAL SURFACE.</p>	6.0000 LF per PC \$ 192.00	EA
COMING SOON	MSSTEELR1	<p>STAINLESS STEEL BRUSHED METAL 1/8" x 72" x 1/8" MOLDING min. qty: 1 PC</p> <p>sold in 6' (72") lengths and finished on one side.</p> <p>TECH SPECS: CUT TO LENGTH WITH A HACKSAW LUBRICATED WITH WD-40. AVOID EPOXY SETTING MATERIAL, THIS CAN DAMAGE METAL SURFACE.</p>	6.0000 LF per PC \$ 150.00	EA

BX (IN BOLD), SOLD IN FULL BOXES
TEAL, SPECIAL ORDER ITEMS
PURPLE, IN-HOUSE FABRICATION

LOT PHOTO APPROVAL
 INSTALLATION GUIDELINES

COMMODITY PRICING
 CUSTOM CUTTING

METAL EXTRUSIONS

METAL



IMAGE	CODE	DESCRIPTION	LIST	U/M
	MSSTEELR2	<p>STAINLESS STEEL BRUSHED METAL 1/8" x 72" x 3/8" MOLDING min. qty: 1 PC</p> <p>sold in 6' (72") lengths and finished on one side.</p> <p>TECH SPECS: CUT TO LENGTH WITH A HACKSAW LUBRICATED WITH WD-40. AVOID EPOXY SETTING MATERIAL, THIS CAN DAMAGE METAL SURFACE.</p>	6.0000 LF per PC	\$ 192.00 EA
	MSSTEELR4	<p>STAINLESS STEEL BRUSHED METAL 3/8" x 72" x 3/8" MOLDING min. qty: 1 PC</p> <p>sold in 6' (72") lengths and finished on one side.</p> <p>TECH SPECS: CUT TO LENGTH WITH A HACKSAW LUBRICATED WITH WD-40. AVOID EPOXY SETTING MATERIAL, THIS CAN DAMAGE METAL SURFACE.</p>	6.0000 LF per PC	\$ 168.00 EA

BX (IN BOLD), SOLD IN FULL BOXES
TEAL, SPECIAL ORDER ITEMS
PURPLE, IN-HOUSE FABRICATION

LOT PHOTO APPROVAL
 INSTALLATION GUIDELINES

COMMODITY PRICING
 CUSTOM CUTTING



Lagos Azul is not recommended by some parties for use in wet areas.
The incidence of failures is intermittent and generally confined to horizontal surfaces.

This material can be found in the following Artistic Tile collection:

- Chelsea Moldings
- Hamptons Blends
- Musee
- Opus Moldings
- Mosaics
- Stone: Field & Mosaics

Recommendation:

Lagos Azul should not be installed on shower pans or other horizontal wet surfaces. When used in a vertical wet application, it is critical that proper moisture management techniques are utilized.

PORCELAIN TECH DATA

INTRODUCTION



TEST DATA

While I will be the first to admit that reviewing and analyzing test data on tile is less than exciting, I think it important that we all have at least a basic understanding of what the test data means; to us, our clients, and whether or not a specific product is used in a particular application.

It is now routine for an architect or designer to ask for test data on porcelain and ceramic tile. Frequently this is to determine if the tile will meet the minimum requirements for slip-resistance in a commercial application. But it might also be to determine if a particular product would be suitable for use in a freeze/thaw climate, for use as a pool surround, in a laboratory, or to see if a product meets local fire regulations.

WHO DOES THE TESTING?

Various laboratories around the United States have the facility to conduct any number of tests according to the methods and standards established by organizations such as ASTM International¹ or ISO² and other similar societies. Most often, the testing will be conducted by a laboratory in the country of manufacture.

WHAT IS A 'STANDARD'?

ASTM, ISO, D.I.N.³, et al determine how a test is to be conducted and what equipment will be used to measure the result. They also establish a baseline value (minimum requirement) and, when necessary, define classifications based upon test results. Some tests may be pass/fail while others may be more of a 'good-better-best' result.

Product testing is expensive and not all tests will be conducted on a given product. The manufacturer will have the tests that are necessary for the intended use of their product performed and will publish that data.

It is important to remember that the test results are obtained in a laboratory on a small sampling of product.

They present a 'best case' scenario of how a product will perform and may not represent the actual performance under real-life circumstances. Installation, routine maintenance and care, use and/or abuse by the end-client will all have an impact on the performance of the product. What follows is an explanation of some of the more common tests performed on ceramic and porcelain tile.

Thank you for taking the time to review this information,

Carol E. Schreck-Butsko
Artistic Tile
Secaucus, NJ

¹ American Society for Testing and Materials Standards

² International Organization for Standardization

³ Deutsches Institut für Normung e.V.

PORCELAIN TECH DATA

INTRODUCTION



ASTM C10284⁴ Static Coefficient of Friction.

Both Dry and Wet results will be presented. 'Slip-Resistance' used to determine whether a product is suitable for commercial applications.

1. Anti-Slip >0.60
2. Conditionally Anti-Slip 0.50 – 0.60
3. Questionable <0.50

D.I.N. 511305⁵ Slip-Resistance

The 'R' scale runs from R9 (most slippery) to R13 (least slippery) as follows:

Classification	R9	R10	R11	R12	R13
Slip angle	3° - 10°	10° - 19°	19° - 27°	27° - 35°	> 35°

ISO 10545/7 or IT-EPT/03 or PEI⁶ Surface Abrasion Resistance.

The test is conducted on porcelain and ceramic tile and the results are used to determine how much foot traffic a tile may be expected to withstand before the surface begins to show wear

- PEI 0 Tiles technically unsuitable for floors.
PEI 1 Residential and commercial wall and bare foot traffic
PEI 2 Wall and residential bath floor, and soft soled traffic.
PEI 3 All residential floors and light commercial floors.
PEI 4 Medium commercial, light industrial and institutional, moderate soiling.
PEI 5 Extra heavy traffic, abrasive dirt, chemically more resistant

Note: While many porcelains are a PEI 5, with the newer salt glazes and metallic looks, a porcelain tile may test at a PEI 3, 4, or 5.

IT-EPT/01 or MOHS⁷ Scale – Hardness measurement. The scale measures hardness by testing the 'relative' scratch resistance of minerals. The scale runs from 1 – 10 and while a 5 can scratch the surface of minerals rated 4-3-2-1, it cannot scratch those rated 6-7-8-9-10. A 3 is harder than a 2, but not as hard as a 4.

The following minerals are used as standards:

1-Talc | 2-Gypsum | 3 - Calcite | 4 - Fluorite | 5 - Apatite | 6 -Feldspar | 7 - Quartz | 8 -Topaz | 9 - Corundum | 10 - Diamond

⁴ U.S. Standard

⁵ European Standard

⁶ PEI, Porcelain Enamel Institute, the test is designed to measure the durability of porcelain enamels on any product, not just tile.

⁷ Created in 1812 by mineralogist Friedrich Mohs

PORCELAIN TECH DATA

INTRODUCTION



ISO 10545/13 Resistance to chemicals. A variety of chemicals are tested and the tile is rated accordingly.

Domestic Chemicals (chemicals commonly found in residential use)

Pool Chemicals

Low concentrations of acids or bases⁸

High concentrations of acids or bases⁹

Rating A No change in surface appearance

Rating B Change of surface appearance

Rating C Loss of original surface

ISO 10545/14 Resistance to Stains. Samples are exposed to three known staining substances: Myritol¹⁰ /Iodine/Olive Oil. Substances may be tested both 'as presented' and after abrasion of 750 revolutions. The higher the rating the more stain resistant the product.

Resistance Class 1: Stain not removed.

Resistance Class 2: Stain removed by dipping in a suitable solvent for 24 hours.

Resistance Class 3: Stain removed by mechanical cleaning and strong cleansing agent.

Resistance Class 4: Stain removed by manual cleaning with weak cleaning agent.

Resistance Class 5: Stain removed by means of hot running water for 5 minutes.

ISO 10545-9 Resistance to Thermal Shock

ISO 10545-11 Craze Resistance

ISO 10545-12 Frost Resistance

A value will not be assigned to any of these tests. The result will be pass/fail:

RESISTANT *or* **NOT RESISTANT**

FROST PROOF *or* **NOT FROST PROOF**

Other tests measure 'Bond Tensile Strength', 'Bending Strength', 'Breaking Strength' and the like. Several pieces will be tested and force will be exerted on the tile until failure is achieved. All pieces in the test will 'fail' – it is the point of failure that is measured and provides an indication of the tile's strength.

Be assured that, when available, we will continue to include testing data in our price book and product introductions.

⁸ Rating will often have a prefix of 'GL-' for Glazed low-concentration and 'UL-' for Unglazed low concentration







⁹ Rating will often have a prefix of 'GH-' for Glazed high-concentration and 'UH-' for Unglazed high concentration

¹⁰ Myritol is an odorless oil that is commonly used in cosmetics and skin-care products

AGORA



PORCELAIN



IMAGE	CODE	DESCRIPTION	LIST	U/M
	PAGBEIH24	<p>AGORA BEIGE HIGH HONED PORCELAIN RECTIFIED 24" x 24" x 3/8" FIELD TILE</p> <p>TECH SPECS: PER TCNA GUIDELINES, RUNNING BOND/BRICK JOINT PATTERNS TO BE SET WITH A MAX. OFFSET OF 33% AND MIN. GROUT JOINT OF 1/8", UNLESS OTHERWISE APPROVED BY OWNER</p>	<p>3.8750 SF per PC</p> <p>4.35 LB per SF</p> <p>16.86 LB per PC</p> <p>4 PC per BX</p> <p>15.50 SF per BX</p> <p>67.43 LB per BX</p>	<p>\$ 9.50 S/F</p> <p></p>
	PAGDGRYH24	<p>AGORA DARK GREY HIGH HONED PORCELAIN RECTIFIED 24" x 24" x 3/8" FIELD TILE</p> <p>TECH SPECS: PER TCNA GUIDELINES, RUNNING BOND/BRICK JOINT PATTERNS TO BE SET WITH A MAX. OFFSET OF 33% AND MIN. GROUT JOINT OF 1/8", UNLESS OTHERWISE APPROVED BY OWNER</p>	<p>3.8750 SF per PC</p> <p>4.35 LB per SF</p> <p>16.86 LB per PC</p> <p>4 PC per BX</p> <p>15.50 SF per BX</p> <p>67.43 LB per BX</p>	<p>\$ 9.50 S/F</p> <p></p>
	PAGGRYH24	<p>AGORA GREY HIGH HONED PORCELAIN RECTIFIED 24" x 24" x 3/8" FIELD TILE</p> <p>TECH SPECS: PER TCNA GUIDELINES, RUNNING BOND/BRICK JOINT PATTERNS TO BE SET WITH A MAX. OFFSET OF 33% AND MIN. GROUT JOINT OF 1/8", UNLESS OTHERWISE APPROVED BY OWNER</p>	<p>3.8750 SF per PC</p> <p>4.35 LB per SF</p> <p>16.86 LB per PC</p> <p>4 PC per BX</p> <p>15.50 SF per BX</p> <p>67.43 LB per BX</p>	<p>\$ 9.50 S/F</p> <p></p>

BX (IN BOLD), SOLD IN FULL BOXES
 TEAL, SPECIAL ORDER ITEMS
 PURPLE, IN-HOUSE FABRICATION

 LOT PHOTO APPROVAL
 INSTALLATION GUIDELINES

 COMMODITY PRICING
 CUSTOM CUTTING

AL FRESCO

PORCELAIN



IMAGE	CODE	DESCRIPTION	LIST	U/M
	PALFCBEI2448	AL FRESCO CEMENT BEIGE TEXTURED PORCELAIN RECTIFIED 24" x 48" x 3/4" PAVER NUMBER OF FACES 10 Actual Dimension: 23.62"x47.24" TECH SPECS: PER TCNA GUIDELINES, RUNNING BOND/BRICK JOINT PATTERNS TO BE SET WITH A MAX. OFFSET OF 33% AND MIN. GROUT JOINT OF 1/8", UNLESS OTHERWISE APPROVED BY OWNER 7 PEDESTALS RECOMMENDED. WEIGHT IS ROUGHLY 9.6 LBS PER FOOT.	7.7500 SF per PC 9.00 LB per SF 69.75 LB per PC 1 PC per BX 7.75 SF per BX 69.75 LB per BX	\$ 12.00 S/F
	PALFCWH2448	AL FRESCO CEMENT WHITE TEXTURED PORCELAIN RECTIFIED 24" x 48" x 3/4" PAVER NUMBER OF FACES 10 Actual Dimension: 23.62"x47.24" TECH SPECS: PER TCNA GUIDELINES, RUNNING BOND/BRICK JOINT PATTERNS TO BE SET WITH A MAX. OFFSET OF 33% AND MIN. GROUT JOINT OF 1/8", UNLESS OTHERWISE APPROVED BY OWNER 7 PEDESTALS RECOMMENDED. WEIGHT IS ROUGHLY 9.6 LBS PER FOOT.	7.7500 SF per PC 9.00 LB per SF 69.75 LB per PC 1 PC per BX 7.75 SF per BX 69.75 LB per BX	\$ 12.00 S/F
	PALFSBEI24	AL FRESCO STONE BEIGE TEXTURED PORCELAIN NON-RECTIFIED 24" x 24" x 3/4" PAVER NUMBER OF FACES 37 Actual Dimension: 23.60"x23.60" TECH SPECS: PER TCNA GUIDELINES, RUNNING BOND/BRICK JOINT PATTERNS TO BE SET WITH A MAX. OFFSET OF 33% AND MIN. GROUT JOINT OF 1/8", UNLESS OTHERWISE APPROVED BY OWNER 4 PEDESTALS RECOMMENDED. WEIGHT IS ROUGHLY 9.6 LBS PER FOOT.	3.8680 SF per PC 8.87 LB per SF 34.31 LB per PC 2 PC per BX 7.74 SF per BX 68.62 LB per BX	\$ 10.00 S/F
	PALFSBLK24	AL FRESCO STONE BLACK TEXTURED PORCELAIN NON-RECTIFIED 24" x 24" x 3/4" PAVER NUMBER OF FACES 37 Actual Dimension: 23.60"x23.60" TECH SPECS: PER TCNA GUIDELINES, RUNNING BOND/BRICK JOINT PATTERNS TO BE SET WITH A MAX. OFFSET OF 33% AND MIN. GROUT JOINT OF 1/8", UNLESS OTHERWISE APPROVED BY OWNER 4 PEDESTALS RECOMMENDED. WEIGHT IS ROUGHLY 9.6 LBS PER FOOT.	3.8680 SF per PC 8.87 LB per SF 34.31 LB per PC 2 PC per BX 7.74 SF per BX 68.62 LB per BX	\$ 10.00 S/F
	PALFSGRYD2448	AL FRESCO STONE GREY DARK TEXTURED PORCELAIN RECTIFIED 24" x 48" x 3/4" PAVER NUMBER OF FACES 20 Actual Dimension: 23.62"x47.24" TECH SPECS: PER TCNA GUIDELINES, RUNNING BOND/BRICK JOINT PATTERNS TO BE SET WITH A MAX. OFFSET OF 33% AND MIN. GROUT JOINT OF 1/8", UNLESS OTHERWISE APPROVED BY OWNER 7 PEDESTALS RECOMMENDED. WEIGHT IS ROUGHLY 9.6 LBS PER FOOT.	7.7500 SF per PC 9.00 LB per SF 69.75 LB per PC 1 PC per BX 7.75 SF per BX 69.75 LB per BX	\$ 12.00 S/F

BX (IN BOLD), SOLD IN FULL BOXES
 TEAL, SPECIAL ORDER ITEMS
 PURPLE, IN-HOUSE FABRICATION









LOT PHOTO APPROVAL
 INSTALLATION GUIDELINES

COMMODITY PRICING
 CUSTOM CUTTING

AL FRESCO



PORCELAIN



IMAGE	CODE	DESCRIPTION	LIST	U/M
	PALFSGRYL2448	AL FRESCO STONE GREY LIGHT TEXTURED PORCELAIN RECTIFIED 24" x 48" x 3/4" PAVER NUMBER OF FACES 20 Actual Dimension: 23.62"x47.24" TECH SPECS: PER TCNA GUIDELINES, RUNNING BOND/BRICK JOINT PATTERNS TO BE SET WITH A MAX. OFFSET OF 33% AND MIN. GROUT JOINT OF 1/8", UNLESS OTHERWISE APPROVED BY OWNER 7 PEDESTALS RECOMMENDED. WEIGHT IS ROUGHLY 9.6 LBS PER FOOT.	7.7500 SF per PC 9.00 LB per SF 69.75 LB per PC 1 PC per BX 7.75 SF per BX 69.75 LB per BX	\$ 12.00 S/F 
	PALFSWH24	AL FRESCO STONE WHITE TEXTURED PORCELAIN NON-RECTIFIED 24" x 24" x 3/4" PAVER NUMBER OF FACES 37 Actual Dimension: 23.60"x23.60" TECH SPECS: PER TCNA GUIDELINES, RUNNING BOND/BRICK JOINT PATTERNS TO BE SET WITH A MAX. OFFSET OF 33% AND MIN. GROUT JOINT OF 1/8", UNLESS OTHERWISE APPROVED BY OWNER 4 PEDESTALS RECOMMENDED. WEIGHT IS ROUGHLY 9.6 LBS PER FOOT.	3.8680 SF per PC 8.87 LB per SF 34.31 LB per PC 2 PC per BX 7.74 SF per BX 68.62 LB per BX	\$ 10.00 S/F 
	PALFWGRY1248	AL FRESCO WOOD GREY TEXTURED PORCELAIN RECTIFIED 12" x 48" x 3/4" PAVER NUMBER OF FACES 14 Actual Dimension: 11.65"x47.24" TECH SPECS: PER TCNA GUIDELINES, RUNNING BOND/BRICK JOINT PATTERNS TO BE SET WITH A MAX. OFFSET OF 33% AND MIN. GROUT JOINT OF 1/8", UNLESS OTHERWISE	3.8200 SF per PC	\$ 12.00 S/F 
	PALFWWH1248	AL FRESCO WOOD WHITE TEXTURED PORCELAIN RECTIFIED 12" x 48" x 3/4" PAVER NUMBER OF FACES 14 Actual Dimension: 11.65"x47.24" TECH SPECS: PER TCNA GUIDELINES, RUNNING BOND/BRICK JOINT PATTERNS TO BE SET WITH A MAX. OFFSET OF 33% AND MIN. GROUT JOINT OF 1/8", UNLESS OTHERWISE	3.8200 SF per PC	\$ 12.00 S/F 

BX (IN BOLD), SOLD IN FULL BOXES
 TEAL, SPECIAL ORDER ITEMS
 PURPLE, IN-HOUSE FABRICATION









 LOT PHOTO APPROVAL
 INSTALLATION GUIDELINES

 COMMODITY PRICING
 CUSTOM CUTTING

ARBOR

PORCELAIN



IMAGE	CODE	DESCRIPTION	LIST	U/M
	PARBOBKM414	<p>ARBOR BLACK MATTE PORCELAIN NON-RECTIFIED 3-3/8" x 13-3/4" x 3/8" FIELD TILE</p> <p>NUMBER OF FACES 28 Actual Dimension: 3-3/8" x 13-3/4"</p> <p>TECH SPECS: DCOF ACUTEST - 0.58, 0.60, 0.59 MOHS - 8.5 PEI IV</p>	<p>0.3220 SF per PC</p> <p>4.41 LB per SF</p> <p>1.42 LB per PC</p> <p>20 PC per BX</p> <p>6.44 SF per BX</p> <p>28.40 LB per BX</p>	<p>\$ 10.00 S/F</p> 
	PARBOBRM414	<p>ARBOR BROWN MATTE PORCELAIN NON-RECTIFIED 3-3/8" x 13-3/4" x 3/8" FIELD TILE</p> <p>NUMBER OF FACES 28 Actual Dimension: 3-3/8" x 13-3/4"</p> <p>TECH SPECS: DCOF ACUTEST - 0.58, 0.60, 0.59 MOHS - 8.5 PEI IV</p>	<p>0.3220 SF per PC</p> <p>4.41 LB per SF</p> <p>1.42 LB per PC</p> <p>20 PC per BX</p> <p>6.44 SF per BX</p> <p>28.40 LB per BX</p>	<p>\$ 10.00 S/F</p> 
	PARBOGRM414	<p>ARBOR GREY MATTE PORCELAIN NON-RECTIFIED 3-3/8" x 13-3/4" x 3/8" FIELD TILE</p> <p>NUMBER OF FACES 28 Actual Dimension: 3-3/8" x 13-3/4"</p> <p>TECH SPECS: DCOF ACUTEST - 0.58, 0.60, 0.59 MOHS - 8.5 PEI IV</p>	<p>0.3220 SF per PC</p> <p>4.41 LB per SF</p> <p>1.42 LB per PC</p> <p>20 PC per BX</p> <p>6.44 SF per BX</p> <p>28.40 LB per BX</p>	<p>\$ 10.00 S/F</p> 
	PARBOWHM414	<p>ARBOR WHITE MATTE PORCELAIN NON-RECTIFIED 3-3/8" x 13-3/4" x 3/8" FIELD TILE</p> <p>NUMBER OF FACES 28 Actual Dimension: 3-3/8" x 13-3/4"</p> <p>TECH SPECS: DCOF ACUTEST - 0.58, 0.60, 0.59 MOHS - 8.5 PEI IV</p>	<p>0.3220 SF per PC</p> <p>4.41 LB per SF</p> <p>1.42 LB per PC</p> <p>30 PC per BX</p> <p>9.66 SF per BX</p> <p>42.60 LB per BX</p>	<p>\$ 10.00 S/F</p> 

BX (IN BOLD), SOLD IN FULL BOXES
 TEAL, SPECIAL ORDER ITEMS
 PURPLE, IN-HOUSE FABRICATION



LOT PHOTO APPROVAL



INSTALLATION GUIDELINES



COMMODITY PRICING



CUSTOM CUTTING

ARCTIC PORCELAIN



IMAGE	CODE	DESCRIPTION	LIST	U/M
	PCARP1224	<p>ARCTIC WHITE POLISHED PORCELAIN RECTIFIED 12" x 24" x 1/2" FIELD TILE</p> <p>DOUBLE PRESSED PORCELAIN, TOP LAYER IS WHITE, BOTTOM LAYER IS BEIGE, GLAZED, POLISHED AND RECTIFIED; CAN NOT BE CUSTOM CUT SMALLER THAN 6X6</p> <p>TECH SPECS: ASTM C-1028 STATIC COF DRY 0.75, 0.55 PER TCNA GUIDELINES, RUNNING BOND/BRICK JOINT</p>	<p>2.0000 SF per PC</p> <p>6.90 LB per SF</p> <p>13.80 LB per PC</p> <p>1 PC per BX</p> <p>2.00 SF per BX</p> <p>13.80 LB per BX</p>	<p>\$ 13.50 S/F</p> <p></p>
	PCARP24	<p>ARCTIC WHITE POLISHED PORCELAIN RECTIFIED 24" x 24" x 1/2" FIELD TILE</p> <p>DOUBLE PRESSED PORCELAIN, TOP LAYER IS WHITE, BOTTOM LAYER IS BEIGE, GLAZED, POLISHED AND RECTIFIED; CAN NOT BE CUSTOM CUT SMALLER THAN 6X6</p> <p>TECH SPECS: ASTM C-1028 STATIC COF DRY 0.75, WET 0.55 PER TCNA GUIDELINES, RUNNING BOND/BRICK JOINT</p>	<p>4.0000 SF per PC</p> <p>6.90 LB per SF</p> <p>27.60 LB per PC</p> <p>1 PC per BX</p> <p>4.00 SF per BX</p> <p>27.60 LB per BX</p>	<p>\$ 12.25 S/F</p> <p></p>

BX (IN BOLD), SOLD IN FULL BOXES
 TEAL, SPECIAL ORDER ITEMS
 PURPLE, IN-HOUSE FABRICATION

LOT PHOTO APPROVAL
 INSTALLATION GUIDELINES

COMMODITY PRICING
 CUSTOM CUTTING

PORCELAIN TEST DATA

ARTIC







Material Name	Test Name	Test Description	Test Results	Industry Standard
Artic	ASTM C-1028	Static Coefficient of Friction: Dry	³ 0.75	Anti-Slip (≥ 0.60)
	ASTM C-1029	Static Coefficient of Friction: Wet	³ 0.55	Conditionally Slip Resistant (0.50 - 0.60) Questionable (≤ 0.50)

ARGON



PORCELAIN



IMAGE	CODE	DESCRIPTION	LIST	U/M
	<p>PARBKMCHV</p>	<p>ARGON BLACK MATTE PORCELAIN 7-1/4" x 22-1/2" x 3/8" FIELD TILE A AND B SET</p> <p>MIXED PATTERN TEXTURES SOLD AT RANDOM</p> <p>TECH SPECS: DCOF ACUTEST WET 0.63</p>	<p>1.1300 SF per PC 4.10 LB per SF 4.63 LB per PC 8 PC per BX 9.04 SF per BX 37.06 LB per BX</p>	<p>\$ 17.50 S/F</p> 
	<p>PARGRMCHV</p>	<p>ARGON GREY MATTE PORCELAIN 7-1/4" x 22-1/2" x 3/8" FIELD TILE A AND B SET</p> <p>MIXED PATTERN TEXTURES SOLD AT RANDOM</p> <p>TECH SPECS: DCOF ACUTEST WET 0.63</p>	<p>1.1300 SF per PC 4.10 LB per SF 4.63 LB per PC 8 PC per BX 9.04 SF per BX 37.06 LB per BX</p>	<p>\$ 17.50 S/F</p> 

BX (IN BOLD), SOLD IN FULL BOXES
 TEAL, SPECIAL ORDER ITEMS
 PURPLE, IN-HOUSE FABRICATION

 LOT PHOTO APPROVAL
 INSTALLATION GUIDELINES

 COMMODITY PRICING
 CUSTOM CUTTING

ASTRA

PORCELAIN



IMAGE	CODE	DESCRIPTION	LIST	U/M
	PASTBLH23	<p>ASTRA TURCHESE BLUE HIGH HONED PORCELAIN RECTIFIED 23" x 23" x 3/8" FIELD TILE</p> <p>17-Faces</p> <p>TECH SPECS: RUNNING BOND/BRICK JOINT PATTERNS TO BE SET WITH A MAX. OFFSET OF 20% AND MIN. GROUT JOINT OF 1/8", UNLESS OTHERWISE APPROVED BY OWNER.</p>	<p>3.6200 SF per PC</p> <p>4.62 LB per SF</p> <p>16.72 LB per PC</p> <p>3 PC per BX</p> <p>10.86 SF per BX</p> <p>50.17 LB per BX</p>	<p>\$ 12.00 S/F</p> <p></p>
	PASTGRH23	<p>ASTRA SELENITE GREY HIGH HONED PORCELAIN RECTIFIED 23" x 23" x 3/8" FIELD TILE</p> <p>17-Faces</p> <p>TECH SPECS: RUNNING BOND/BRICK JOINT PATTERNS TO BE SET WITH A MAX. OFFSET OF 20% AND MIN. GROUT JOINT OF 1/8", UNLESS OTHERWISE APPROVED BY OWNER.</p>	<p>3.6200 SF per PC</p> <p>4.62 LB per SF</p> <p>16.72 LB per PC</p> <p>3 PC per BX</p> <p>10.86 SF per BX</p> <p>50.17 LB per BX</p>	<p>\$ 12.00 S/F</p> <p></p>

BX (IN BOLD), SOLD IN FULL BOXES
 TEAL, SPECIAL ORDER ITEMS
 PURPLE, IN-HOUSE FABRICATION

LOT PHOTO APPROVAL
 INSTALLATION GUIDELINES

COMMODITY PRICING
 CUSTOM CUTTING

BOND STREET

PORCELAIN



IMAGE	CODE	DESCRIPTION	LIST	U/M
	PBONDBKM412	<p>BOND STREET BLACK MATTE PORCELAIN RECTIFIED 4" x 12" x 3/8" FIELD TILE</p> <p>MIXED TEXTURES SOLD RANDOMLY PEI IV NUMBER OF FACES 12</p> <p>TECH SPECS: DCOF ACUTEST 0.45, 0.47, 0.47</p>	<p>0.2900 SF per PC</p> <p>3.45 LB per SF</p> <p>1.00 LB per PC</p> <p>30 PC per BX</p> <p>8.70 SF per BX</p> <p>30.02 LB per BX</p>	<p>\$ 10.00 S/F</p>
	PBONDGRYM412	<p>BOND STREET GREY MATTE PORCELAIN RECTIFIED 4" x 12" x 3/8" FIELD TILE</p> <p>MIXED TEXTURES AND TONES OF GREY SOLD RANDOMLY PEI IV NUMBER OF FACES 12</p> <p>TECH SPECS: DCOF ACUTEST 0.45, 0.47, 0.47</p>	<p>0.2900 SF per PC</p> <p>3.45 LB per SF</p> <p>1.00 LB per PC</p> <p>30 PC per BX</p> <p>8.70 SF per BX</p> <p>30.02 LB per BX</p>	<p>\$ 10.00 S/F</p>
	PBONDWHM412	<p>BOND STREET WHITE MATTE PORCELAIN RECTIFIED 4" x 12" x 3/8" FIELD TILE</p> <p>MIXED TEXTURES SOLD RANDOMLY PEI IV NUMBER OF FACES 12</p> <p>TECH SPECS: DCOF ACUTEST 0.45, 0.47, 0.47</p>	<p>0.2900 SF per PC</p> <p>3.45 LB per SF</p> <p>1.00 LB per PC</p> <p>30 PC per BX</p> <p>8.70 SF per BX</p> <p>30.02 LB per BX</p>	<p>\$ 10.00 S/F</p>

BX (IN BOLD), SOLD IN FULL BOXES
 TEAL, SPECIAL ORDER ITEMS
 PURPLE, IN-HOUSE FABRICATION

LOT PHOTO APPROVAL
 INSTALLATION GUIDELINES

COMMODITY PRICING
 CUSTOM CUTTING



IMAGE	CODE	DESCRIPTION	LIST	U/M
	PBOSBE848	BOSCO BEIGE MATTE PORCELAIN RECTIFIED 8" x 48" x 3/8" FIELD TILE NUMBER OF FACES 50 TECH SPECS: DCOF ACUTEST 0.66 TECH SPECS: RUNNING BOND/BRICK JOINT PATTERNS TO BE SET WITH A MAX. OFFSET OF 25% AND MIN. GROUT JOINT OF 1/8", UNLESS OTHERWISE APPROVED BY OWNER.	2.6700 SF per PC 4.45 LB per SF 11.88 LB per PC 4 PC per BX 10.68 SF per BX 47.53 LB per BX	\$ 10.50 S/F
	PBOSBEMSJ5	BOSCO BEIGE MATTE PORCELAIN 2" X 2" X 3/8 STRAIGHT JOINT 5.0CM MOSAIC ROW INFO: 6 ROWS OF 6 (36 PIECES PER SHEET) SHEET COVERAGE AREA: 11-3/8" x 11-3/8" x 3/8" (0.9000 SF/PC)	0.9000 SF per PC 4.45 LB per SF 4.01 LB per PC 10 PC per BX 9.00 SF per BX 40.05 LB per BX	\$ 34.00 S/F
	PBOSBT848	BOSCO BLUE TAUPE MATTE PORCELAIN RECTIFIED 8" x 48" x 3/8" FIELD TILE NUMBER OF FACES 50 TECH SPECS: DCOF ACUTEST 0.66 TECH SPECS: RUNNING BOND/BRICK JOINT PATTERNS TO BE SET WITH A MAX. OFFSET OF 25% AND MIN. GROUT JOINT OF 1/8", UNLESS OTHERWISE APPROVED BY OWNER.	2.6700 SF per PC 4.45 LB per SF 11.88 LB per PC 4 PC per BX 10.68 SF per BX 47.53 LB per BX	\$ 10.50 S/F
	PBOSBTMSJ5	BOSCO BLUE TAUPE MATTE PORCELAIN 2" X 2" X 3/8 STRAIGHT JOINT 5.0CM MOSAIC ROW INFO: 6 ROWS OF 6 (36 PIECES PER SHEET) SHEET COVERAGE AREA: 11-3/8" x 11-3/8" x 3/8" (0.9000 SF/PC)	0.9000 SF per PC 4.45 LB per SF 4.01 LB per PC 10 PC per BX 9.00 SF per BX 40.05 LB per BX	\$ 34.00 S/F
	PBOSFM848	BOSCO FUME MATTE PORCELAIN RECTIFIED 8" x 48" x 3/8" FIELD TILE NUMBER OF FACES 50 TECH SPECS: DCOF ACUTEST 0.66 TECH SPECS: RUNNING BOND/BRICK JOINT PATTERNS TO BE SET WITH A MAX. OFFSET OF 25% AND MIN. GROUT JOINT OF 1/8", UNLESS OTHERWISE APPROVED BY OWNER.	2.6700 SF per PC 4.45 LB per SF 11.88 LB per PC 4 PC per BX 10.68 SF per BX 47.53 LB per BX	\$ 10.50 S/F

BX (IN BOLD), SOLD IN FULL BOXES
 TEAL, SPECIAL ORDER ITEMS
 PURPLE, IN-HOUSE FABRICATION

LOT PHOTO APPROVAL
 INSTALLATION GUIDELINES

COMMODITY PRICING
 CUSTOM CUTTING

BOSCO

PORCELAIN



IMAGE	CODE	DESCRIPTION	LIST	U/M
	PBOSFMMSJ5	BOSCO FUME MATTE PORCELAIN 2" X 2" X 3/8" STRAIGHT JOINT 5.0CM MOSAIC ROW INFO: 6 ROWS OF 6 (36 PIECES PER SHEET) SHEET COVERAGE AREA: 11-3/8" x 11-3/8" x 3/8" (0.9000 SF/PC)	0.9000 SF per PC 4.45 LB per SF 4.01 LB per PC 10 PC per BX 9.00 SF per BX 40.05 LB per BX	\$ 34.00 S/F
	PBOSWH848	BOSCO WHITE MATTE PORCELAIN RECTIFIED 8" x 48" x 3/8" FIELD TILE NUMBER OF FACES 50 TECH SPECS: DCOF ACUTEST 0.66 TECH SPECS: RUNNING BOND/BRICK JOINT PATTERNS TO BE SET WITH A MAX. OFFSET OF 25% AND MIN. GROUT JOINT OF 1/8", UNLESS OTHERWISE APPROVED BY OWNER.	2.6700 SF per PC 4.45 LB per SF 11.88 LB per PC 4 PC per BX 10.68 SF per BX 47.53 LB per BX	\$ 10.50 S/F
	PBOSWHMSJ5	BOSCO WHITE MATTE PORCELAIN 2" X 2" X 3/8" STRAIGHT JOINT 5.0CM MOSAIC ROW INFO: 6 ROWS OF 6 (36 PIECES PER SHEET) SHEET COVERAGE AREA: 11-3/8" x 11-3/8" x 3/8" (0.9000 SF/PC)	0.9000 SF per PC 4.45 LB per SF 4.01 LB per PC 10 PC per BX 9.00 SF per BX 40.05 LB per BX	\$ 34.00 S/F

BX (IN BOLD), SOLD IN FULL BOXES
 TEAL, SPECIAL ORDER ITEMS
 PURPLE, IN-HOUSE FABRICATION

LOT PHOTO APPROVAL
 INSTALLATION GUIDELINES

COMMODITY PRICING
 CUSTOM CUTTING

PORCELAIN TECH DATA

BOSCO







Material Name	Test Name	Test Description	Test Results	Industry Standard
Blue Taupe, Fume, Beige,White	DCOF AcuTest	Dynamic Coefficient of Friction: Wet	0.66	Frost Resistant Stain/Chemical Resistant

BRUSH STROKE



PORCELAIN



IMAGE	CODE	DESCRIPTION	LIST	U/M
	PBSNI1224	<p>BRUSH STROKE NICKEL TEXTURED PORCELAIN RECTIFIED 12" x 24" x 3/8" FIELD TILE</p> <p>CAN BE CUT INTO SMALLER FIELD TILE SIZES, NO MOSAIC CUTS</p> <p>TECH SPECS: DCOF ACUTEST WET 0.60 OR GREATER TECH SPECS: RUNNING BOND/BRICK JOINT PATTERNS TO BE SET WITH A MAX. OFFSET OF 33% AND MIN. GROUT JOINT OF 1/8", UNLESS OTHERWISE APPROVED BY OWNER</p>	<p>1.9687 SF per PC</p> <p>4.00 LB per SF</p> <p>7.88 LB per PC</p> <p>8 PC per BX</p> <p>15.75 SF per BX</p> <p>63.00 LB per BX</p>	<p>\$ 7.50 S/F</p> <p></p>
	PBSOY1224	<p>BRUSH STROKE OYSTER TEXTURED PORCELAIN RECTIFIED 12" x 24" x 3/8" FIELD TILE</p> <p>CAN BE CUT INTO SMALLER FIELD TILE SIZES, NO MOSAIC CUTS</p> <p>TECH SPECS: DCOF ACUTEST WET 0.60 OR GREATER TECH SPECS: RUNNING BOND/BRICK JOINT PATTERNS TO BE SET WITH A MAX. OFFSET OF 33% AND MIN. GROUT JOINT OF 1/8", UNLESS OTHERWISE APPROVED BY OWNER</p>	<p>1.9687 SF per PC</p> <p>4.00 LB per SF</p> <p>7.88 LB per PC</p> <p>8 PC per BX</p> <p>15.75 SF per BX</p> <p>63.00 LB per BX</p>	<p>\$ 7.50 S/F</p> <p></p>

BX (IN BOLD), SOLD IN FULL BOXES
 TEAL, SPECIAL ORDER ITEMS
 PURPLE, IN-HOUSE FABRICATION

 LOT PHOTO APPROVAL
 INSTALLATION GUIDELINES

 COMMODITY PRICING
 CUSTOM CUTTING

PORCELAIN TECH DATA

BRUSH STROKE



Material Name	Test Name	Test Description	Test Results	Industry Standard
Beige	ASTM C 1028	Static Coefficient of Friction: Dry	0.81	PEI 4 - Medium Commercial, light industrial, moderate soiling. Frost Resistance ASTM C -1026 - Frost Proof Recycled Content : <ul style="list-style-type: none"> • Beige - 30% • Ebony - 99% • Nickel - 45% • Oyster - none • Walnut - 99%
	ASTM C 1028	Static Coefficient of Friction: Wet	0.73	
	DCOF AcuTEST	Dynamic Coefficient of Friction: Wet	≥0.60	
Ebony	ASTM C 1028	Static Coefficient of Friction: Dry	0.81	
	ASTM C 1028	Static Coefficient of Friction: Wet	0.73	
	DCOF AcuTEST	Dynamic Coefficient of Friction: Wet	≥0.60	
Nickel	ASTM C 1028	Static Coefficient of Friction: Dry	0.81	
	ASTM C 1028	Static Coefficient of Friction: Wet	0.73	
	DCOF AcuTEST	Dynamic Coefficient of Friction: Wet	≥0.60	
Oyster	ASTM C 1028	Static Coefficient of Friction: Dry	0.81	
	ASTM C 1028	Static Coefficient of Friction: Wet	0.73	
	DCOF AcuTEST	Dynamic Coefficient of Friction: Wet	≥0.60	
Walnut	ASTM C 1028	Static Coefficient of Friction: Dry	0.81	
	ASTM C 1028	Static Coefficient of Friction: Wet	0.73	
	DCOF AcuTEST	Dynamic Coefficient of Friction: Wet	≥0.60	

CALACATTA MODENA

PORCELAIN



IMAGE	CODE	DESCRIPTION	LIST	U/M
	PCALCUBT1238	CUBO VELLUTO CALACATTA GOLD TEXTURED PORCELAIN 12" x 38" x 3/8" FIELD TILE TECH SPECS: WALL USE ONLY	3.1700 SF per PC 4.30 LB per SF 13.63 LB per PC 4 PC per BX 12.68 SF per BX 54.52 LB per BX	\$ 12.00 S/F
	PCALMODM24	CALACATTA MODENA MATTE PORCELAIN RECTIFIED 24" x 24" x 3/8" FIELD TILE ***POLISHED SIZE IS SLIGHTLY SMALLER AND WILL NOT MODULATE WITH OTHER FINISHES IN THIS COLLECTION*** TECH SPECS: DCOF ACUTEST 0.72, 0.74, 0.71 PER TCNA GUIDELINES, RUNNING BOND/BRICK JOINT PATTERNS TO BE SET WITH A MAX. OFFSET OF 33% AND MIN. GROUT JOINT OF 1/8", UNLESS OTHERWISE APPROVED BY OWNER.	4.0000 SF per PC 4.30 LB per SF 17.20 LB per PC 4 PC per BX 16.00 SF per BX 68.80 LB per BX	\$ 9.00 S/F
	PCALMODP24	CALACATTA MODENA POLISHED PORCELAIN RECTIFIED 24" x 24" x 3/8" FIELD TILE ***POLISHED SIZE IS SLIGHTLY SMALLER AND WILL NOT MODULATE WITH OTHER FINISHES IN THIS COLLECTION*** TECH SPECS: PER TCNA GUIDELINES, RUNNING BOND/BRICK JOINT PATTERNS TO BE SET WITH A MAX. OFFSET OF 33% AND MIN. GROUT JOINT OF 1/8", UNLESS OTHERWISE APPROVED BY OWNER.	4.0000 SF per PC 4.30 LB per SF 17.20 LB per PC 4 PC per BX 16.00 SF per BX 68.80 LB per BX	\$ 11.50 S/F
	PCALMODT24	CALACATTA MODENA TEXTURED PORCELAIN RECTIFIED 24" x 24" x 3/8" FIELD TILE ***POLISHED SIZE IS SLIGHTLY SMALLER AND WILL NOT MODULATE WITH OTHER FINISHES IN THIS COLLECTION*** TECH SPECS: DCOF ACUTEST 0.63, 0.60, 0.61 PER TCNA GUIDELINES, RUNNING BOND/BRICK JOINT PATTERNS TO BE SET WITH A MAX. OFFSET OF 33% AND MIN. GROUT JOINT OF 1/8", UNLESS OTHERWISE APPROVED BY OWNER.	4.0000 SF per PC 4.30 LB per SF 17.20 LB per PC 4 PC per BX 16.00 SF per BX 68.80 LB per BX	\$ 9.00 S/F

BX (IN BOLD), SOLD IN FULL BOXES
 TEAL, SPECIAL ORDER ITEMS
 PURPLE, IN-HOUSE FABRICATION

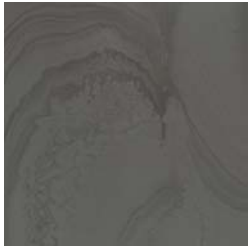



LOT PHOTO APPROVAL
 INSTALLATION GUIDELINES

COMMODITY PRICING
 CUSTOM CUTTING

CANYON


PORCELAIN



IMAGE	CODE	DESCRIPTION	LIST	U/M
	PCANDK30	<p>CANYON DARK MATTE PORCELAIN RECTIFIED 30" x 30" x 3/8" FIELD TILE</p> <p>PEI V NUMBER OF FACES 25</p> <p>TECH SPECS: DCOF ACUTEST - 0.49,0.50, 0.52 PER TCNA GUIDELINES, RUNNING BOND/BRICK JOINT PATTERNS TO BE SET WITH A MAX. OFFSET OF 33% AND MIN. GROUT JOINT OF 1/8", UNLESS OTHERWISE APPROVED BY OWNER</p>	<p>6.2500 SF per PC</p> <p>4.48 LB per SF</p> <p>28.00 LB per PC</p> <p>2 PC per BX</p> <p>12.50 SF per BX</p> <p>56.00 LB per BX</p>	<p>\$ 10.00 S/F</p> <p></p>
	PCANLT30	<p>CANYON LIGHT MATTE PORCELAIN RECTIFIED 30" x 30" x 3/8" FIELD TILE</p> <p>PEI V NUMBER OF FACES 25</p> <p>TECH SPECS: DCOF ACUTEST - 0.49,0.50, 0.52 PER TCNA GUIDELINES, RUNNING BOND/BRICK JOINT PATTERNS TO BE SET WITH A MAX. OFFSET OF 33% AND MIN. GROUT JOINT OF 1/8", UNLESS OTHERWISE APPROVED BY OWNER</p>	<p>6.2500 SF per PC</p> <p>4.48 LB per SF</p> <p>28.00 LB per PC</p> <p>2 PC per BX</p> <p>12.50 SF per BX</p> <p>56.00 LB per BX</p>	<p>\$ 10.00 S/F</p> <p></p>

BX (IN BOLD), SOLD IN FULL BOXES
 TEAL, SPECIAL ORDER ITEMS
 PURPLE, IN-HOUSE FABRICATION







 LOT PHOTO APPROVAL
 INSTALLATION GUIDELINES

 COMMODITY PRICING
 CUSTOM CUTTING

CARRARA SELECT



PORCELAIN



IMAGE	CODE	DESCRIPTION	LIST	U/M
	PCSCAM1224	<p>CARRARA SELECT CARRARA ARABESCATO MATTE PORCELAIN RECTIFIED 12" x 24" x 5/16" FIELD TILE</p> <p>NUMBER OF FACES 10</p> <p>TECH SPECS: DCOF ACUTEST WET 0.42 OR GREATER TECH SPECS: PER TCNA GUIDELINES, RUNNING BOND/BRICK JOINT PATTERNS TO BE SET WITH A MAX. OFFSET OF 33% AND MIN. GROUT JOINT OF 1/8", UNLESS OTHERWISE APPROVED BY OWNER.</p>	<p>1.9687 SF per PC</p> <p>3.56 LB per SF</p> <p>7.01 LB per PC</p> <p>8 PC per BX</p> <p>15.75 SF per BX</p> <p>56.07 LB per BX</p>	<p>\$ 7.00 S/F</p> <p></p>
	PCSCBM1224	<p>CARRARA SELECT CARRARA BLU MATTE PORCELAIN RECTIFIED 12" x 24" x 5/16" FIELD TILE</p> <p>NUMBER OF FACES 10</p> <p>TECH SPECS: DCOF ACUTEST WET 0.42 OR GREATER TECH SPECS: PER TCNA GUIDELINES, RUNNING BOND/BRICK JOINT PATTERNS TO BE SET WITH A MAX. OFFSET OF 33% AND MIN. GROUT JOINT OF 1/8", UNLESS OTHERWISE APPROVED BY OWNER.</p>	<p>1.9687 SF per PC</p> <p>3.56 LB per SF</p> <p>7.01 LB per PC</p> <p>8 PC per BX</p> <p>15.75 SF per BX</p> <p>56.07 LB per BX</p>	<p>\$ 7.00 S/F</p> <p></p>
	PCSCVM1224	<p>CARRARA SELECT CARRARA VENATO MATTE PORCELAIN RECTIFIED 12" x 24" x 5/16" FIELD TILE</p> <p>NUMBER OF FACES 10</p> <p>TECH SPECS: DCOF ACUTEST WET 0.42 OR GREATER TECH SPECS: PER TCNA GUIDELINES, RUNNING BOND/BRICK JOINT PATTERNS TO BE SET WITH A MAX. OFFSET OF 33% AND MIN. GROUT JOINT OF 1/8", UNLESS OTHERWISE APPROVED BY OWNER.</p>	<p>1.9687 SF per PC</p> <p>3.56 LB per SF</p> <p>7.01 LB per PC</p> <p>8 PC per BX</p> <p>15.75 SF per BX</p> <p>56.07 LB per BX</p>	<p>\$ 7.00 S/F</p> <p></p>

BX (IN BOLD), SOLD IN FULL BOXES
 TEAL, SPECIAL ORDER ITEMS
 PURPLE, IN-HOUSE FABRICATION







 LOT PHOTO APPROVAL
 INSTALLATION GUIDELINES

 COMMODITY PRICING
 CUSTOM CUTTING

EMBERS



PORCELAIN



IMAGE	CODE	DESCRIPTION	LIST	U/M
	PEMBBRM648	EMBERS BROWN MATTE PORCELAIN RECTIFIED 6" x 48" x 3/8" FIELD TILE COLOR IS GREYISH BROWN TECH SPECS: DCOF ACUTEST WET 0.65 TECH SPECS: PER TCNA GUIDELINES, RUNNING BOND/BRICK JOINT PATTERNS TO BE SET WITH A MAX. OFFSET OF 33% AND MIN. GROUT JOINT OF 1/8", UNLESS OTHERWISE APPROVED BY OWNER.	2.0000 SF per PC 4.70 LB per SF 9.40 LB per PC 6 PC per BX 12.00 SF per BX 56.40 LB per BX	\$ 11.20 S/F 
	PEMBBRMX	EMBERS BROWN MIXED FINISH PORCELAIN RANDOM OFFSET MOSAIC SHEET COVERAGE AREA: 12" x 12" x 3/8" (1.0000 SF/PC) COLOR IS GREYISH BROWN	1.0000 SF per PC 4.74 LB per SF 4.74 LB per PC 10 PC per BX 10.00 SF per BX 47.40 LB per BX	\$ 25.25 S/F 
	PEMBCHARM648	EMBERS CHARCOAL MATTE PORCELAIN RECTIFIED 6" x 48" x 3/8" FIELD TILE TECH SPECS: DCOF ACUTEST WET 0.65 TECH SPECS: PER TCNA GUIDELINES, RUNNING BOND/BRICK JOINT PATTERNS TO BE SET WITH A MAX. OFFSET OF 33% AND MIN. GROUT JOINT OF 1/8", UNLESS OTHERWISE APPROVED BY OWNER	2.0000 SF per PC 4.70 LB per SF 9.40 LB per PC 6 PC per BX 12.00 SF per BX 56.40 LB per BX	\$ 11.20 S/F 
	PEMBCHARMX	EMBERS CHARCOAL MIXED FINISH PORCELAIN RANDOM OFFSET MOSAIC SHEET COVERAGE AREA: 12" x 12" x 3/8" (1.0000 SF/PC)	1.0000 SF per PC 4.74 LB per SF 4.74 LB per PC 10 PC per BX 10.00 SF per BX 47.40 LB per BX	\$ 25.25 S/F 
	PEMBGRMX	EMBERS GREY MIXED FINISH PORCELAIN RANDOM OFFSET MOSAIC SHEET COVERAGE AREA: 12" x 12" x 3/8" (1.0000 SF/PC)	1.0000 SF per PC 4.74 LB per SF 4.74 LB per PC 10 PC per BX 10.00 SF per BX 47.40 LB per BX	\$ 25.25 S/F 

BX (IN BOLD), SOLD IN FULL BOXES
 TEAL, SPECIAL ORDER ITEMS
 PURPLE, IN-HOUSE FABRICATION











 LOT PHOTO APPROVAL
 INSTALLATION GUIDELINES

 COMMODITY PRICING
 CUSTOM CUTTING

EMBERS



PORCELAIN



IMAGE	CODE	DESCRIPTION	LIST	U/M
	PEMBWHM648	EMBERS WHITE MATTE PORCELAIN RECTIFIED 6" x 48" x 3/8" FIELD TILE TECH SPECS: DCOF ACUTEST WET 0.65 TECH SPECS: PER TCNA GUIDELINES, RUNNING BOND/BRICK JOINT PATTERNS TO BE SET WITH A MAX. OFFSET OF 33% AND MIN. GROUT JOINT OF 1/8", UNLESS OTHERWISE APPROVED BY OWNER	2.0000 SF per PC 4.70 LB per SF 9.40 LB per PC 6 PC per BX 12.00 SF per BX 56.40 LB per BX	\$ 11.20 S/F 
	PEMBWHMX	EMBERS WHITE MIXED FINISH PORCELAIN RANDOM OFFSET MOSAIC SHEET COVERAGE AREA: 12" x 12" x 3/8" (1.0000 SF/PC)	1.0000 SF per PC 4.74 LB per SF 4.74 LB per PC 10 PC per BX 10.00 SF per BX 47.40 LB per BX	\$ 25.25 S/F 
	PEMBWHP348BN	EMBERS WHITE POLISHED PORCELAIN LONG SIDE 3" x 48" x 3/8" BULLNOSE	4.0000 LF per PC 1.18 LB per LF 4.72 LB per PC 6 PC per BX 24.00 LF per BX 28.32 LB per BX	\$ 25.00 EA 
	PEMBWHP612	EMBERS WHITE POLISHED PORCELAIN RECTIFIED 6" x 12" x 3/8" FIELD TILE	0.5000 SF per PC 4.85 LB per SF 2.43 LB per PC 20 PC per BX 10.00 SF per BX 48.50 LB per BX	\$ 16.50 S/F 
	PEMBWHP648	EMBERS WHITE POLISHED PORCELAIN RECTIFIED 6" x 48" x 3/8" FIELD TILE TECH SPECS: TECH SPECS: PER TCNA GUIDELINES, RUNNING BOND/BRICK JOINT PATTERNS TO BE SET WITH A MAX. OFFSET OF 33% AND MIN. GROUT JOINT OF 1/8", UNLESS OTHERWISE APPROVED BY OWNER	2.0000 SF per PC 4.70 LB per SF 9.40 LB per PC 6 PC per BX 12.00 SF per BX 56.40 LB per BX	\$ 13.25 S/F 





BX (IN BOLD), SOLD IN FULL BOXES
 TEAL, SPECIAL ORDER ITEMS
 PURPLE, IN-HOUSE FABRICATION

 LOT PHOTO APPROVAL
 INSTALLATION GUIDELINES

 COMMODITY PRICING
 CUSTOM CUTTING

FLOW PORCELAIN



IMAGE	CODE	DESCRIPTION	LIST	U/M
	PFLSK1836	<p>FLOW SKY MATTE PORCELAIN RECTIFIED 18" x 36" x 3/8" FIELD TILE</p> <p>NUMBER OF FACES 80</p> <p>TECH SPECS: DCOF ACUTEST WET 0.65, 0.65, 0.66</p> <p>TECH SPECS: DO NOT OFFSET BY MORE THAN 25%;</p>	<p>4.5000 SF per PC</p> <p>4.30 LB per SF</p> <p>19.35 LB per PC</p> <p>3 PC per BX</p> <p>13.50 SF per BX</p> <p>58.05 LB per BX</p>	<p>\$ 9.00 S/F</p> <p></p>
	PFLSKMSJ5	<p>FLOW SKY MATTE PORCELAIN 2" X 2" X 3/8" STRAIGHT JOINT 5.0CM MOSAIC</p> <p>ROW INFO: 6 ROWS OF 6 (36 PIECES PER SHEET)</p> <p>SHEET COVERAGE AREA: 11-3/8" x 11-3/8" x 3/8" (0.9000 SF/PC)</p>	<p>0.9000 SF per PC</p> <p>4.30 LB per SF</p> <p>3.87 LB per PC</p> <p>10 PC per BX</p> <p>9.00 SF per BX</p> <p>38.70 LB per BX</p>	<p>\$ 31.25 S/F</p> <p></p>

BX (IN BOLD), SOLD IN FULL BOXES
 TEAL, SPECIAL ORDER ITEMS
 PURPLE, IN-HOUSE FABRICATION

 LOT PHOTO APPROVAL
 INSTALLATION GUIDELINES

 COMMODITY PRICING
 CUSTOM CUTTING

PORCELAIN TECH DATA

FLOW









Material Name	Test Name	Test Description	Test Results	Industry Standard
Ivory, Greige, Sky, Ocean	DCOF AcuTest	Dynamic Coefycient of Friction: Wet	0.65	
	DCOF AcuTest	Dynamic Coefycient of Friction: Wet	0.65	
	DCOF AcuTest	Dynamic Coefycient of Friction: Wet	0.66	

FOUNDATION



PORCELAIN



IMAGE	CODE	DESCRIPTION	LIST	U/M
	PFONDBK24	FOUNDATION BLACK MATTE PORCELAIN RECTIFIED 24" x 24" x 3/8" FIELD TILE TECH SPECS: DCOF ACUTEST >0.73,0.76,0.69 TECH SPECS: PER TCNA GUIDELINES, RUNNING BOND/BRICK JOINT PATTERNS TO BE SET WITH A MAX. OFFSET OF 33% AND MIN. GROUT JOINT OF 1/8", UNLESS OTHERWISE APPROVED BY OWNER	4.0000 SF per PC 4.10 LB per SF 16.40 LB per PC 3 PC per BX 12.00 SF per BX 49.20 LB per BX	\$ 7.00 S/F 
	PFONDGR24	FOUNDATION GREY MATTE PORCELAIN RECTIFIED 24" x 24" x 3/8" FIELD TILE TECH SPECS: DCOF ACUTEST >0.73,0.76,0.69 TECH SPECS: PER TCNA GUIDELINES, RUNNING BOND/BRICK JOINT PATTERNS TO BE SET WITH A MAX. OFFSET OF 33% AND MIN. GROUT JOINT OF 1/8", UNLESS OTHERWISE APPROVED BY OWNER	4.0000 SF per PC 4.10 LB per SF 16.40 LB per PC 3 PC per BX 12.00 SF per BX 49.20 LB per BX	\$ 7.00 S/F 
	PFONDWH24	FOUNDATION WHITE MATTE PORCELAIN RECTIFIED 24" x 24" x 3/8" FIELD TILE NUMBER OF FACES 42 TECH SPECS: DCOF ACUTEST >0.73,0.76,0.69 TECH SPECS: PER TCNA GUIDELINES, RUNNING BOND/BRICK JOINT PATTERNS TO BE SET WITH A MAX. OFFSET OF 33% AND MIN. GROUT JOINT OF 1/8", UNLESS OTHERWISE	4.0000 SF per PC 4.10 LB per SF 16.40 LB per PC 3 PC per BX 12.00 SF per BX 49.20 LB per BX	\$ 7.00 S/F 

BX (IN BOLD), SOLD IN FULL BOXES
 TEAL, SPECIAL ORDER ITEMS
 PURPLE, IN-HOUSE FABRICATION









 LOT PHOTO APPROVAL
 INSTALLATION GUIDELINES

 COMMODITY PRICING
 CUSTOM CUTTING

FOUSSANA



PORCELAIN



IMAGE	CODE	DESCRIPTION	LIST	U/M
	PSTFBP24	FOUSSANA BEIGE HIGH HONED/UNDULATED PORCELAIN RECTIFIED 24" x 24" x 3/8" FIELD TILE HIGH HONED FINISH PEI IV TECH SPECS: DCOF ACUTEST WET 0.42 OR GREATER TECH SPECS: PER TCNA GUIDELINES, RUNNING BOND/BRICK JOINT PATTERNS TO BE SET WITH A MAX. OFFSET OF 33% AND MIN. GROUT JOINT OF 1/8", UNLESS OTHERWISE APPROVED BY OWNER	4.0000 SF per PC 4.65 LB per SF 18.60 LB per PC 3 PC per BX 12.00 SF per BX 55.80 LB per BX	\$ 11.00 S/F 
	PSTFBP324BN	FOUSSANA BEIGE HIGH HONED/UNDULATED PORCELAIN LONG SIDE 3" x 24" x 3/8" BULLNOSE HIGH HONED FINISH	2.0000 LF per PC 2.21 LB per LF 4.42 LB per PC 20 PC per BX 40.00 LF per BX 88.40 LB per BX	\$ 19.00 EA 
	PSTFGP24	FOUSSANA GREY HIGH HONED/UNDULATED PORCELAIN RECTIFIED 24" x 24" x 3/8" FIELD TILE HIGH HONED FINISH PEI IV TECH SPECS: DCOF ACUTEST WET 0.42 OR GREATER TECH SPECS: PER TCNA GUIDELINES, RUNNING BOND/BRICK JOINT PATTERNS TO BE SET WITH A MAX. OFFSET OF 33% AND MIN. GROUT JOINT OF 1/8", UNLESS OTHERWISE APPROVED BY OWNER	4.0000 SF per PC 4.65 LB per SF 18.60 LB per PC 3 PC per BX 12.00 SF per BX 55.80 LB per BX	\$ 11.00 S/F 
	PSTFGP324BN	FOUSSANA GREY HIGH HONED/UNDULATED PORCELAIN LONG SIDE 3" x 24" x 3/8" BULLNOSE HIGH HONED FINISH	2.0000 LF per PC 2.21 LB per LF 4.42 LB per PC 20 PC per BX 40.00 LF per BX 88.40 LB per BX	\$ 19.00 EA 

BX (IN BOLD), SOLD IN FULL BOXES
 TEAL, SPECIAL ORDER ITEMS
 PURPLE, IN-HOUSE FABRICATION









 LOT PHOTO APPROVAL
 INSTALLATION GUIDELINES

 COMMODITY PRICING
 CUSTOM CUTTING

FRENCH ENCAUSTICS

PORCELAIN



IMAGE	CODE	DESCRIPTION	LIST	U/M
	<p>PFEBELBLM7</p>	<p>BELLA BLUE MATTE PORCELAIN 7-3/8" x 7-3/8" x 3/8" FIELD TILE</p> <p>TECH SPECS: PEI III TECH SPECS: MAINTAIN TILE ORIENTATION</p>	<p>0.3750 SF per PC</p> <p>\$ 10.00 S/F</p>	
	<p>PFEBELGRYM7</p>	<p>BELLA GREY MATTE PORCELAIN 7-3/8" x 7-3/8" x 3/8" FIELD TILE</p> <p>TECH SPECS: PEI III TECH SPECS: MAINTAIN TILE ORIENTATION</p>	<p>0.3750 SF per PC</p> <p>\$ 10.00 S/F</p>	
	<p>PFELINBLM7</p>	<p>LINO BLUE MATTE PORCELAIN 7-3/8" x 7-3/8" x 3/8" FIELD TILE</p> <p>LINO CAN BE LAID OUT IN MANY CONFIGURATIONS, SEE LITERATURE FOR DESIGN OPTIONS.</p> <p>TECH SPECS: PEI III</p>	<p>0.3750 SF per PC</p> <p>\$ 10.00 S/F</p>	
	<p>PFELINGRYM7</p>	<p>LINO GREY MATTE PORCELAIN 7-3/8" x 7-3/8" x 3/8" FIELD TILE</p> <p>LINO CAN BE LAID OUT IN MANY CONFIGURATIONS, SEE LITERATURE FOR DESIGN OPTIONS.</p> <p>TECH SPECS: PEI III</p>	<p>0.3750 SF per PC</p> <p>\$ 10.00 S/F</p>	








BX (IN BOLD), SOLD IN FULL BOXES
 TEAL, SPECIAL ORDER ITEMS
 PURPLE, IN-HOUSE FABRICATION

 LOT PHOTO APPROVAL
 INSTALLATION GUIDELINES

 COMMODITY PRICING
 CUSTOM CUTTING


FUME PORCELAIN



IMAGE	CODE	DESCRIPTION	LIST	U/M
	PFUMCBRM10	FUME CRACKLE BROWN MATTE PORCELAIN NON-RECTIFIED 9-3/4" x 9-3/4" x 1/2" FIELD TILE NUMBER OF FACES 64 Actual dimension: 9 13/16" X 9 13/16" TECH SPECS: PEI IV DCOF ACUTEST: 0.52, 0.52, 0.51	0.6600 SF per PC \$	10.70 S/F 
	PFUMCGYM10	FUME CRACKLE GREY MATTE PORCELAIN NON-RECTIFIED 9-3/4" x 9-3/4" x 1/2" FIELD TILE NUMBER OF FACES 64 Actual dimension: 9 13/16" X 9 13/16" TECH SPECS: PEI IV DCOF ACUTEST: 0.52, 0.52, 0.51	0.6600 SF per PC \$	10.70 S/F 
	PFUMCWHM10	FUME CRACKLE WHITE MATTE PORCELAIN NON-RECTIFIED 9-3/4" x 9-3/4" x 1/2" FIELD TILE NUMBER OF FACES 64 Actual dimension: 9 13/16" X 9 13/16" TECH SPECS: PEI IV DCOF ACUTEST: 0.52, 0.52, 0.51	0.6600 SF per PC \$	10.70 S/F 
	PFUMFBRM10	FUME FRESCO BROWN MATTE PORCELAIN NON-RECTIFIED 9-3/4" x 9-3/4" x 1/2" FIELD TILE NUMBER OF FACES 64 Actual dimension: 9 13/16" X 9 13/16" TECH SPECS: PEI IV DCOF ACUTEST: 0.52, 0.52, 0.51	0.6600 SF per PC \$	10.70 S/F 
	PFUMFGYM10	FUME FRESCO GREY MATTE PORCELAIN NON-RECTIFIED 9-3/4" x 9-3/4" x 1/2" FIELD TILE NUMBER OF FACES 64 Actual dimension: 9 13/16" X 9 13/16" TECH SPECS: PEI IV DCOF ACUTEST: 0.52, 0.52, 0.51	0.6600 SF per PC \$	10.70 S/F 

BX (IN BOLD), SOLD IN FULL BOXES
TEAL, SPECIAL ORDER ITEMS
PURPLE, IN-HOUSE FABRICATION

 LOT PHOTO APPROVAL
 INSTALLATION GUIDELINES

 COMMODITY PRICING
 CUSTOM CUTTING

FUME



PORCELAIN



IMAGE	CODE	DESCRIPTION	LIST	U/M
	<p>PFUMFWM10</p>	<p>FUME FRESCO WHITE MATTE PORCELAIN NON-RECTIFIED 9-3/4" x 9-3/4" x 1/2" FIELD TILE</p> <p>NUMBER OF FACES 64 Actual dimension: 9 13/16" X 9 13/16"</p> <p>TECH SPECS: PEI IV DCOF ACUTEST: 0.52, 0.52, 0.51</p>	<p>0.6600 SF per PC</p> <p>\$ 10.70 S/F</p>	







BX (IN BOLD), SOLD IN FULL BOXES
TEAL, SPECIAL ORDER ITEMS
PURPLE, IN-HOUSE FABRICATION

 LOT PHOTO APPROVAL
 INSTALLATION GUIDELINES

 COMMODITY PRICING
 CUSTOM CUTTING



HYDRAULIC PORCELAIN



IMAGE	CODE	DESCRIPTION	LIST	U/M
	PHYBLK12	<p>HYDRAULIC BLACK MATTE PORCELAIN RECTIFIED 12" x 12" x 3/8" FIELD TILE</p> <p>4 PIECES CREATE ONE LARGE OVERALL PATTERN</p> <p>TECH SPECS: DCOF ACUTEST WET 0.51, 0.51, 0.50</p>	<p>1.0000 SF per PC</p> <p>4.00 LB per SF</p> <p>4.00 LB per PC</p> <p>13 PC per BX</p> <p>13.00 SF per BX</p> <p>52.00 LB per BX</p>	<p>\$ 13.50 S/F</p> 
	PHYBLU12	<p>HYDRAULIC BLUE MATTE PORCELAIN RECTIFIED 12" x 12" x 3/8" FIELD TILE</p> <p>4 PIECES CREATE ONE LARGE OVERALL PATTERN</p> <p>TECH SPECS: DCOF ACUTEST WET 0.51, 0.51, 0.50</p>	<p>1.0000 SF per PC</p> <p>4.00 LB per SF</p> <p>4.00 LB per PC</p> <p>13 PC per BX</p> <p>13.00 SF per BX</p> <p>52.00 LB per BX</p>	<p>\$ 13.50 S/F</p> 
	PHYGRY12	<p>HYDRAULIC GREY MATTE PORCELAIN RECTIFIED 12" x 12" x 3/8" FIELD TILE</p> <p>4 PIECES CREATE ONE LARGE OVERALL PATTERN</p> <p>TECH SPECS: DCOF ACUTEST WET 0.51, 0.51, 0.50</p>	<p>1.0000 SF per PC</p> <p>4.00 LB per SF</p> <p>4.00 LB per PC</p> <p>13 PC per BX</p> <p>13.00 SF per BX</p> <p>52.00 LB per BX</p>	<p>\$ 13.50 S/F</p> 

BX (IN BOLD), SOLD IN FULL BOXES
 TEAL, SPECIAL ORDER ITEMS
 PURPLE, IN-HOUSE FABRICATION

 LOT PHOTO APPROVAL
 INSTALLATION GUIDELINES

 COMMODITY PRICING
 CUSTOM CUTTING

PORCELAIN TECH DATA

HYDRAULIC



Material Name	Test Name	Test Description	Test Results	Industry Standard
Hydraulic Black	DCOF AcuTest	Dynamic Coefycient of Friction: Wet	0.51	
Hydraulic Blue	DCOF AcuTest	Dynamic Coefycient of Friction: Wet	0.51	
Hydraulic Grey	DCOF AcuTest	Dynamic Coefycient of Friction: Wet	0.50	

IRONWORKS

PORCELAIN



IMAGE	CODE	DESCRIPTION	LIST	U/M
	PMETCPMSJ5	IRONWORKS COPPER METALLIC PORCELAIN 2" X 2" X 3/8" STRAIGHT JOINT 5.0CM MOSAIC ROW INFO: 6 ROWS OF 6 (36 PIECES PER SHEET) SHEET COVERAGE AREA: 11-3/8" x 11-3/8" x 3/8" (0.9000 SF/PC)	0.9000 SF per PC 5.00 LB per SF 4.50 LB per PC 10 PC per BX 9.00 SF per BX 45.00 LB per BX	\$ 29.50 S/F
	PMETCPBN	IRONWORKS COPPER METALLIC PORCELAIN LONG SIDE 3" x 12" x 3/8" BULLNOSE BULLNOSE HAS UNGLAZED EDGE; GLAZED AND RECTIFIED FACE CLEAN WITH PH NEUTRAL CLEANER	1.0000 LF per PC 1.23 LB per LF 1.23 LB per PC 15 PC per BX 15.00 LF per BX 18.45 LB per BX	\$ 12.00 EA
	PMETCP1224	IRONWORKS COPPER METALLIC PORCELAIN 12" x 24" x 3/8" FIELD TILE GLAZED AND RECTIFIED; CLEAN WITH PH NEUTRAL CLEANER TECH SPECS: DCOF ACUTEST WET 0.30, 0.44, 0.55 TECH SPECS: PER TCNA GUIDELINES, RUNNING BOND/BRICK JOINT PATTERNS TO BE SET WITH A MAX. OFFSET OF 33% AND MIN. GROUT JOINT OF 1/8", UNLESS OTHERWISE APPROVED BY OWNER	2.0000 SF per PC 4.90 LB per SF 9.80 LB per PC 6 PC per BX 12.00 SF per BX 58.80 LB per BX	\$ 9.50 S/F
	PMETGLBN	IRONWORKS GOLD METALLIC PORCELAIN LONG SIDE 3" x 12" x 3/8" BULLNOSE BULLNOSE HAS UNGLAZED EDGE; GLAZED AND RECTIFIED FACE CLEAN WITH PH NEUTRAL CLEANER	1.0000 LF per PC 1.23 LB per LF 1.23 LB per PC 15 PC per BX 15.00 LF per BX 18.45 LB per BX	\$ 12.00 EA
	PMETSILMSJ5	IRONWORKS STEEL METALLIC PORCELAIN 2" X 2" X 3/8" STRAIGHT JOINT 5.0CM MOSAIC ROW INFO: 6 ROWS OF 6 (36 PIECES PER SHEET) SHEET COVERAGE AREA: 11-3/8" x 11-3/8" x 3/8" (0.9000 SF/PC)	0.9000 SF per PC 5.00 LB per SF 4.50 LB per PC 10 PC per BX 9.00 SF per BX 45.00 LB per BX	\$ 29.50 S/F

BX (IN BOLD), SOLD IN FULL BOXES
 TEAL, SPECIAL ORDER ITEMS
 PURPLE, IN-HOUSE FABRICATION



LOT PHOTO APPROVAL
 INSTALLATION GUIDELINES

COMMODITY PRICING
 CUSTOM CUTTING

IRONWORKS

PORCELAIN



IMAGE	CODE	DESCRIPTION	LIST	U/M
	<p>PMETSIL1224</p>	<p>IRONWORKS STEEL METALLIC PORCELAIN 12" x 24" x 3/8" FIELD TILE</p> <p>GLAZED AND RECTIFIED; CLEAN WITH PH NEUTRAL CLEANER</p> <p>TECH SPECS: DCOF ACUTEST WET 0.30, 0.44, 0.55</p> <p>TECH SPECS: PER TCNA GUIDELINES, RUNNING BOND/BRICK JOINT PATTERNS TO BE SET WITH A MAX. OFFSET OF 33% AND MIN. GROUT JOINT OF 1/8", UNLESS OTHERWISE APPROVED BY OWNER</p>	<p>2.0000 SF per PC</p> <p>4.90 LB per SF</p> <p>9.80 LB per PC</p> <p>7 PC per BX</p> <p>14.00 SF per BX</p> <p>68.60 LB per BX</p>	<p>\$ 9.50 S/F</p> 

BX (IN BOLD), SOLD IN FULL BOXES
 TEAL, SPECIAL ORDER ITEMS
 PURPLE, IN-HOUSE FABRICATION



LOT PHOTO APPROVAL



COMMODITY PRICING



INSTALLATION GUIDELINES



CUSTOM CUTTING

PORCELAIN TECH DATA

IRONWORKS



Material Name	Test Name	Test Description	Test Results	Industry Standard
Copper, Gold, Silver, Steel	ASTM C 1028	Static Coefficient of Friction: Dry	0.88	Anti-Slip (≥ 0.60) Conditionally Slip Resistant (0.50 - 0.60) Questionable (≤ 0.50)
	ASTM C 1028	Static Coefficient of Friction: Wet	0.60	

KAURI PORCELAIN



IMAGE	CODE	DESCRIPTION	LIST	U/M
	PKAUDBEIMSJ5	KAURI DIAGONAL BEIGE POLISHED PORCELAIN 2" X 2" X 3/8" STRAIGHT JOINT 5.0CM MOSAIC ROW INFO: 6 ROWS OF 6 (36 PIECES PER SHEET) SHEET COVERAGE AREA: 11-3/8" x 11-3/8" x 3/8" (0.9000 SF/PC) Manufactured for 24" x 48" Diagonal field tile, 2x2 pieces arranged randomly.	0.9000 SF per PC 5.60 LB per SF 5.04 LB per PC 10 PC per BX 9.00 SF per BX 50.40 LB per BX	\$ 39.00 S/F
	PKAUDBEIP2448	KAURI DIAGONAL BEIGE POLISHED PORCELAIN RECTIFIED 24" x 48" x 3/8" FIELD TILE (CATLINS BEIGE). PATTERN HAS 2 FACES, PACKED, SOLD AND INSTALLED RANDOMLY. TECH SPECS: POLISHED MATERIAL DOES NOT CONSISTENTLY PASS DCOF TESTING TECH SPECS: RUNNING BOND/BRICK JOINT PATTERNS TO BE SET WITH A MAX. OFFSET OF 20% AND MIN. GROUT JOINT OF 1/8", UNLESS OTHERWISE APPROVED BY OWNER	7.7500 SF per PC 5.60 LB per SF 43.40 LB per PC 2 PC per BX 15.50 SF per BX 86.80 LB per BX	\$ 12.50 S/F
	PKAUDBLMMSJ5	KAURI DIAGONAL BLUE MATTE PORCELAIN 2" X 2" X 3/8" STRAIGHT JOINT 5.0CM MOSAIC ROW INFO: 6 ROWS OF 6 (36 PIECES PER SHEET) SHEET COVERAGE AREA: 11-3/8" x 11-3/8" x 3/8" (0.9000 SF/PC) Manufactured for 24" x 48" Diagonal field tile, 2x2 pieces arranged randomly.	0.9000 SF per PC 5.60 LB per SF 5.04 LB per PC 10 PC per BX 9.00 SF per BX 50.40 LB per BX	\$ 39.00 S/F
	PKAUDBLMSJ5	KAURI DIAGONAL BLUE POLISHED PORCELAIN 2" X 2" X 3/8" STRAIGHT JOINT 5.0CM MOSAIC ROW INFO: 6 ROWS OF 6 (36 PIECES PER SHEET) SHEET COVERAGE AREA: 11-3/8" x 11-3/8" x 3/8" (0.9000 SF/PC) Manufactured for 24" x 48" Diagonal field tile, 2x2 pieces arranged randomly.	0.9000 SF per PC 5.60 LB per SF 5.04 LB per PC 10 PC per BX 9.00 SF per BX 50.40 LB per BX	\$ 39.00 S/F
	PKAUBLM848	KAURI BLUE MATTE PORCELAIN RECTIFIED 8" x 48" x 3/8" FIELD TILE (TASMAN BLUE) Actual dimension: 7-3/4" x 47-1/8" TECH SPECS: DCOF ACUTEST 0.56, 0.52, 0.55 RUNNING BOND/BRICK JOINT PATTERNS TO BE SET WITH A MAX. OFFSET OF 20% AND MIN. GROUT JOINT OF 1/8", UNLESS OTHERWISE APPROVED BY OWNER	2.5360 SF per PC 5.70 LB per SF 14.46 LB per PC 5 PC per BX 12.68 SF per BX 72.28 LB per BX	\$ 10.50 S/F











BX (IN BOLD), SOLD IN FULL BOXES
TEAL, SPECIAL ORDER ITEMS
PURPLE, IN-HOUSE FABRICATION

LOT PHOTO APPROVAL
 INSTALLATION GUIDELINES

COMMODITY PRICING
 CUSTOM CUTTING

KAURI PORCELAIN



IMAGE	CODE	DESCRIPTION	LIST	U/M
	PKAUBLP848	KAURI BLUE POLISHED PORCELAIN RECTIFIED 8" x 48" x 3/8" FIELD TILE (TASMAN BLUE) Actual dimension: 7-3/4" x 47-1/8" TECH SPECS: POLISHED MATERIAL DOES NOT CONSISTENTLY PASS DCOF TESTING TECH SPECS: RUNNING BOND/BRICK JOINT PATTERNS TO BE SET WITH A MAX. OFFSET OF 20% AND MIN. GROUT JOINT OF 1/8", UNLESS OTHERWISE APPROVED BY OWNER	2.5360 SF per PC 5.70 LB per SF 14.46 LB per PC 5 PC per BX 12.68 SF per BX 72.28 LB per BX	\$ 12.50 S/F 
	PKAUDBLM2448	KAURI DIAGONAL BLUE MATTE PORCELAIN RECTIFIED 24" x 48" x 3/8" FIELD TILE (TASMAN BLUE) -PATTERN HAS 2 FACES, PACKED, SOLD AND INSTALLED RANDOMLY. TECH SPECS: DCOF ACUTEST 0.61, 0.59, 0.62 RUNNING BOND/BRICK JOINT PATTERNS TO BE SET WITH A MAX. OFFSET OF 20% AND MIN. GROUT JOINT OF 1/8", UNLESS OTHERWISE APPROVED BY OWNER	7.7500 SF per PC 5.60 LB per SF 43.40 LB per PC 2 PC per BX 15.50 SF per BX 86.80 LB per BX	\$ 12.00 S/F 
	PKAUDBLP2448	KAURI DIAGONAL BLUE POLISHED PORCELAIN RECTIFIED 24" x 48" x 3/8" FIELD TILE (TASMAN BLUE) PATTERN HAS 2 FACES, PACKED, SOLD AND INSTALLED RANDOMLY. TECH SPECS: POLISHED MATERIAL DOES NOT CONSISTENTLY PASS DCOF TESTING TECH SPECS: RUNNING BOND/BRICK JOINT PATTERNS TO BE SET WITH A MAX. OFFSET OF 20% AND MIN. GROUT JOINT OF 1/8", UNLESS OTHERWISE APPROVED BY OWNER	7.7500 SF per PC 5.60 LB per SF 43.40 LB per PC 2 PC per BX 15.50 SF per BX 86.80 LB per BX	\$ 12.50 S/F 
	PKAUDBRMSJ5	KAURI DIAGONAL BROWN POLISHED PORCELAIN 2" X 2" X 3/8" STRAIGHT JOINT 5.0CM MOSAIC ROW INFO: 6 ROWS OF 6 (36 PIECES PER SHEET SHEET COVERAGE AREA: 11-3/8" x 11-3/8" x 3/8" (0.9000 SF/PC) Manufactured for 24" x 48" Diagonal field tile, 2x2 pieces arranged randomly.	0.9000 SF per PC 5.60 LB per SF 5.04 LB per PC 10 PC per BX 9.00 SF per BX 50.40 LB per BX	\$ 39.00 S/F 
	PKAUBRP848	KAURI BROWN POLISHED PORCELAIN RECTIFIED 8" x 48" x 3/8" FIELD TILE (FIORDLAND BROWN) Actual dimension: 7-3/4" x 47-1/8" TECH SPECS: POLISHED MATERIAL DOES NOT CONSISTENTLY PASS DCOF TESTING TECH SPECS: RUNNING BOND/BRICK JOINT PATTERNS TO BE SET WITH A MAX. OFFSET OF 20% AND MIN. GROUT JOINT OF 1/8", UNLESS OTHERWISE APPROVED BY OWNER	2.5360 SF per PC 5.70 LB per SF 14.46 LB per PC 5 PC per BX 12.68 SF per BX 72.28 LB per BX	\$ 12.50 S/F 











BX (IN BOLD), SOLD IN FULL BOXES
TEAL, SPECIAL ORDER ITEMS
PURPLE, IN-HOUSE FABRICATION

 LOT PHOTO APPROVAL
 INSTALLATION GUIDELINES

 COMMODITY PRICING
 CUSTOM CUTTING

KAURI PORCELAIN



IMAGE	CODE	DESCRIPTION	LIST	U/M
	PKAUDBRP2448	KAURI DIAGONAL BROWN POLISHED PORCELAIN RECTIFIED 24" x 48" x 3/8" FIELD TILE (FIORDLAND BROWN) PATTERN HAS 2 FACES, PACKED, SOLD AND INSTALLED RANDOMLY. TECH SPECS: POLISHED MATERIAL DOES NOT CONSISTENTLY PASS DCOF TESTING TECH SPECS: RUNNING BOND/BRICK JOINT PATTERNS TO BE SET WITH A MAX. OFFSET OF 20% AND MIN. GROUT JOINT OF 1/8", UNLESS OTHERWISE APPROVED BY OWNER	7.7500 SF per PC 5.60 LB per SF 43.40 LB per PC 2 PC per BX 15.50 SF per BX 86.80 LB per BX	\$ 12.50 S/F 
	PKAUDGRMMSJ5	KAURI DIAGONAL GREY MATTE PORCELAIN 2" X 2" X 3/8" STRAIGHT JOINT 5.0CM MOSAIC ROW INFO: 6 ROWS OF 6 (36 PIECES PER SHEET) SHEET COVERAGE AREA: 11-3/8" x 11-3/8" x 3/8" (0.9000 SF/PC) Manufactured for 24" x 48" Diagonal field tile, 2x2 pieces arranged randomly.	0.9000 SF per PC 5.60 LB per SF 5.04 LB per PC 10 PC per BX 9.00 SF per BX 50.40 LB per BX	\$ 39.00 S/F 
	PKAUDGRMSJ5	KAURI DIAGONAL GREY POLISHED PORCELAIN 2" X 2" X 3/8" STRAIGHT JOINT 5.0CM MOSAIC ROW INFO: 6 ROWS OF 6 (36 PIECES PER SHEET) SHEET COVERAGE AREA: 11-3/8" x 11-3/8" x 3/8" (0.9000 SF/PC) Manufactured for 24" x 48" Diagonal field tile, 2x2 pieces arranged randomly.	0.9000 SF per PC 5.60 LB per SF 5.04 LB per PC 10 PC per BX 9.00 SF per BX 50.40 LB per BX	\$ 39.00 S/F 
	PKAUGRM848	KAURI GREY MATTE PORCELAIN RECTIFIED 8" x 48" x 3/8" FIELD TILE (VICTORIA GREY) Actual dimension: 7-3/4" x 47-1/8" TECH SPECS: DCOF ACUTEST 0.56, 0.52, 0.55 RUNNING BOND/BRICK JOINT PATTERNS TO BE SET WITH A MAX. OFFSET OF 20% AND MIN. GROUT JOINT OF 1/8", UNLESS OTHERWISE APPROVED BY OWNER	2.5360 SF per PC 5.70 LB per SF 14.46 LB per PC 5 PC per BX 12.68 SF per BX 72.28 LB per BX	\$ 10.50 S/F 
	PKAUGRP848	KAURI GREY POLISHED PORCELAIN RECTIFIED 8" x 48" x 3/8" FIELD TILE (VICTORIA GREY) Actual dimension: 7-3/4" x 47-1/8" TECH SPECS: POLISHED MATERIAL DOES NOT CONSISTENTLY PASS DCOF TESTING TECH SPECS: RUNNING BOND/BRICK JOINT PATTERNS TO BE SET WITH A MAX. OFFSET OF 20% AND MIN. GROUT JOINT OF 1/8", UNLESS OTHERWISE APPROVED BY OW	2.5360 SF per PC 5.70 LB per SF 14.46 LB per PC 5 PC per BX 12.68 SF per BX 72.28 LB per BX	\$ 12.50 S/F 











BX (IN BOLD), SOLD IN FULL BOXES
TEAL, SPECIAL ORDER ITEMS
PURPLE, IN-HOUSE FABRICATION

 LOT PHOTO APPROVAL
 INSTALLATION GUIDELINES

 COMMODITY PRICING
 CUSTOM CUTTING

KAURI PORCELAIN



IMAGE	CODE	DESCRIPTION	LIST	U/M
	PKAUDGRM2448	KAURI DIAGONAL GREY MATTE PORCELAIN RECTIFIED 24" x 48" x 3/8" FIELD TILE (VICTORIA GREY) - PATTERN HAS 2 FACES, PACKED, SOLD AND INSTALLED RANDOMLY. TECH SPECS: DCOF ACUTEST 0.61, 0.59, 0.62 RUNNING BOND/BRICK JOINT PATTERNS TO BE SET WITH A MAX. OFFSET OF 20% AND MIN. GROUT JOINT OF 1/8", UNLESS OTHERWISE APPROVED BY OWNER	7.7500 SF per PC 5.60 LB per SF 43.40 LB per PC 2 PC per BX 15.50 SF per BX 86.80 LB per BX	\$ 12.00 S/F 
	PKAUDGRP2448	KAURI DIAGONAL GREY POLISHED PORCELAIN RECTIFIED 24" x 48" x 3/8" FIELD TILE (VICTORIA GREY) PATTERN HAS 2 FACES, PACKED, SOLD AND INSTALLED RANDOMLY. TECH SPECS: POLISHED MATERIAL DOES NOT CONSISTENTLY PASS DCOF TESTING TECH SPECS: RUNNING BOND/BRICK JOINT PATTERNS TO BE SET WITH A MAX. OFFSET OF 20% AND MIN. GROUT JOINT OF 1/8", UNLESS OTHERWISE APPROVED BY OWNER	7.7500 SF per PC 5.60 LB per SF 43.40 LB per PC 2 PC per BX 15.50 SF per BX 86.80 LB per BX	\$ 12.50 S/F 
	PKAUDWHMMSJ5	KAURI DIAGONAL WHITE MATTE PORCELAIN 2" X 2" X 3/8" STRAIGHT JOINT 5.0CM MOSAIC ROW INFO: 6 ROWS OF 6 (36 PIECES PER SHEET) SHEET COVERAGE AREA: 11-3/8" x 11-3/8" x 3/8" (0.9000 SF/PC) Manufactured for 24" x 48" Diagonal field tile, 2x2 pieces arranged randomly.	0.9000 SF per PC 5.60 LB per SF 5.04 LB per PC 10 PC per BX 9.00 SF per BX 50.40 LB per BX	\$ 39.00 S/F 
	PKAUDWHMSJ5	KAURI DIAGONAL WHITE POLISHED PORCELAIN 2" X 2" X 3/8" STRAIGHT JOINT 5.0CM MOSAIC ROW INFO: 6 ROWS OF 6 (36 PIECES PER SHEET) SHEET COVERAGE AREA: 11-3/8" x 11-3/8" x 3/8" (0.9000 SF/PC) Manufactured for 24" x 48" Diagonal field tile, 2x2 pieces arranged randomly.	0.9000 SF per PC 5.60 LB per SF 5.04 LB per PC 10 PC per BX 9.00 SF per BX 50.40 LB per BX	\$ 39.00 S/F 
	PKAUWHM848	KAURI WHITE MATTE PORCELAIN RECTIFIED 8" x 48" x 3/8" FIELD TILE (AWANI WHITE) 075071 Actual dimension: 7-3/4" x 47-1/8" TECH SPECS: DCOF ACUTEST 0.56, 0.52, 0.55 RUNNING BOND/BRICK JOINT PATTERNS TO BE SET WITH A MAX. OFFSET OF 20% AND MIN. GROUT JOINT OF 1/8", UNLESS OTHERWISE APPROVED BY OWNER	2.5360 SF per PC 5.70 LB per SF 14.46 LB per PC 5 PC per BX 12.68 SF per BX 72.28 LB per BX	\$ 10.50 S/F 

BX (IN BOLD), SOLD IN FULL BOXES
TEAL, SPECIAL ORDER ITEMS
PURPLE, IN-HOUSE FABRICATION







 LOT PHOTO APPROVAL
 INSTALLATION GUIDELINES

 COMMODITY PRICING
 CUSTOM CUTTING

KAURI


PORCELAIN



IMAGE	CODE	DESCRIPTION	LIST	U/M
	PKAUWHP848	<p>KAURI WHITE POLISHED PORCELAIN RECTIFIED 8" x 48" x 3/8" FIELD TILE</p> <p>(AWANUI WHITE) Actual dimension: 7-3/4" x 47-1/8"</p> <p>TECH SPECS: POLISHED MATERIAL DOES NOT CONSISTENTLY PASS DCOF TESTING</p> <p>TECH SPECS: RUNNING BOND/BRICK JOINT PATTERNS TO BE SET WITH A MAX. OFFSET OF 20% AND MIN. GROUT JOINT OF 1/8", UNLESS OTHERWISE APPROVED BY OWNER</p>	<p>2.5360 SF per PC</p> <p>5.70 LB per SF</p> <p>14.46 LB per PC</p> <p>5 PC per BX</p> <p>12.68 SF per BX</p> <p>72.28 LB per BX</p>	<p>\$ 12.50 S/F</p> <p></p>
	PKAUDWHM2448	<p>KAURI DIAGONAL WHITE MATTE PORCELAIN RECTIFIED 24" x 48" x 3/8" FIELD TILE</p> <p>(AWANUI WHITE) - PATTERN HAS 2 FACES, PACKED, SOLD AND INSTALLED RANDOMLY.</p> <p>TECH SPECS: DCOF ACUTEST 0.61, 0.59, 0.62</p> <p>RUNNING BOND/BRICK JOINT PATTERNS TO BE SET WITH A MAX. OFFSET OF 20% AND MIN. GROUT JOINT OF 1/8", UNLESS OTHERWISE APPROVED BY OWNER</p>	<p>7.7500 SF per PC</p> <p>5.60 LB per SF</p> <p>43.40 LB per PC</p> <p>2 PC per BX</p> <p>15.50 SF per BX</p> <p>86.80 LB per BX</p>	<p>\$ 12.00 S/F</p> <p></p>
	PKAUDWHP2448	<p>KAURI DIAGONAL WHITE POLISHED PORCELAIN RECTIFIED 24" x 48" x 3/8" FIELD TILE</p> <p>(AWANUI WHITE) PATTERN HAS 2 FACES, PACKED, SOLD AND INSTALLED RANDOMLY.</p> <p>TECH SPECS: POLISHED MATERIAL DOES NOT CONSISTENTLY PASS DCOF TESTING</p> <p>TECH SPECS: RUNNING BOND/BRICK JOINT PATTERNS TO BE SET WITH A MAX. OFFSET OF 20% AND MIN. GROUT JOINT OF 1/8", UNLESS OTHERWISE APPROVED BY OWNER</p>	<p>7.7500 SF per PC</p> <p>5.60 LB per SF</p> <p>43.40 LB per PC</p> <p>2 PC per BX</p> <p>15.50 SF per BX</p> <p>86.80 LB per BX</p>	<p>\$ 12.50 S/F</p> <p></p>

BX (IN BOLD), SOLD IN FULL BOXES
 TEAL, SPECIAL ORDER ITEMS
 PURPLE, IN-HOUSE FABRICATION

 LOT PHOTO APPROVAL
 INSTALLATION GUIDELINES

 COMMODITY PRICING
 CUSTOM CUTTING

LOFT PORCELAIN



IMAGE	CODE	DESCRIPTION	LIST	U/M
	PLOFGR1060	<p>LOFT GREY MATTE PORCELAIN RECTIFIED 10" x 60" x 3/8" FIELD TILE</p> <p>EXTREME VARIATION NUMBER OF FACES 72</p> <p>TECH SPECS: DCOF ACUTEST WET 0.73, 0.76, 0.69 TECH SPECS: RUNNING BOND/BRICK JOINT PATTERNS TO BE SET WITH A MAX. OFFSET OF 25% AND MIN. GROUT JOINT OF 1/8", UNLESS OTHERWISE APPROVED BY OWNER</p>	<p>4.1700 SF per PC</p> <p>4.43 LB per SF</p> <p>18.47 LB per PC</p> <p>3 PC per BX</p> <p>12.51 SF per BX</p> <p>55.42 LB per BX</p>	<p>\$ 10.00 S/F</p>
	PLOFGRMSJ5	<p>LOFT GREY MATTE PORCELAIN 2" X 2" X 3/8" STRAIGHT JOINT 5.0CM MOSAIC</p> <p>ROW INFO: 6 ROWS OF 6 (36 PIECES PER SHEET)</p> <p>SHEET COVERAGE AREA: 11-3/8" x 11-3/8" x 3/8" (0.9000 SF/PC)</p>	<p>0.9000 SF per PC</p> <p>4.43 LB per SF</p> <p>3.99 LB per PC</p> <p>10 PC per BX</p> <p>9.00 SF per BX</p> <p>39.87 LB per BX</p>	<p>\$ 35.00 S/F</p>
	PLOFWH1060	<p>LOFT WHITE MATTE PORCELAIN RECTIFIED 10" x 60" x 3/8" FIELD TILE</p> <p>EXTREME VARIATION</p> <p>TECH SPECS: DCOF ACUTEST WET 0.73, 0.76, 0.69 TECH SPECS: RUNNING BOND/BRICK JOINT PATTERNS TO BE SET WITH A MAX. OFFSET OF 25% AND MIN. GROUT JOINT OF 1/8", UNLESS OTHERWISE APPROVED BY OWNER</p>	<p>4.1700 SF per PC</p> <p>4.43 LB per SF</p> <p>18.47 LB per PC</p> <p>3 PC per BX</p> <p>12.51 SF per BX</p> <p>55.42 LB per BX</p>	<p>\$ 10.00 S/F</p>
	PLOFWHMSJ5	<p>LOFT WHITE MATTE PORCELAIN 2" X 2" X 3/8" STRAIGHT JOINT 5.0CM MOSAIC</p> <p>ROW INFO: 6 ROWS OF 6 (36 PIECES PER SHEET)</p> <p>SHEET COVERAGE AREA: 11-3/8" x 11-3/8" x 3/8" (0.9000 SF/PC)</p>	<p>0.9000 SF per PC</p> <p>4.43 LB per SF</p> <p>3.99 LB per PC</p> <p>10 PC per BX</p> <p>9.00 SF per BX</p> <p>39.87 LB per BX</p>	<p>\$ 35.00 S/F</p>

BX (IN BOLD), SOLD IN FULL BOXES
 TEAL, SPECIAL ORDER ITEMS
 PURPLE, IN-HOUSE FABRICATION

LOT PHOTO APPROVAL
 INSTALLATION GUIDELINES

COMMODITY PRICING
 CUSTOM CUTTING











PORCELAIN TECH DATA

LOFT



Material Name	Test Name	Test Description	Test Results	Industry Standard
Loft Grey	ASTM C 1028	Static Coefficient of Friction: Dry	0.83	Anti-Slip (≥ 0.60) Conditionally Slip Resistant (0.50 - 0.60) Questionable (≤ 0.50)
	ASTM C 1028	Static Coefficient of Friction: Wet	0.69	
	DCOF AcuTest	Dynamic Coefficient of Friction: Wet	0.73	
	DCOF AcuTest	Dynamic Coefficient of Friction: Wet	0.76	
	DCOF AcuTest	Dynamic Coefficient of Friction: Wet	0.69	



IMAGE	CODE	DESCRIPTION	LIST	U/M
	PLHSGRYD1224	HOMESPUN DARK GREY MATTE PORCELAIN RECTIFIED 12" x 24" x 3/8" FIELD TILE TECH SPECS: DCOF ACUTEST 0.60, 0.58, 0.57. TECH SPECS: RUNNING BOND/BRICK JOINT PATTERNS TO BE SET WITH A MAX. OFFSET OF 33% AND MIN. GROUT JOINT OF 1/16, UNLESS OTHERWISE APPROVED BY OWNER.	2.0000 SF per PC 3.56 LB per SF 7.12 LB per PC 8 PC per BX 16.00 SF per BX 56.96 LB per BX	\$ 7.00 S/F 
	PLHSGRYL1224	HOMESPUN LIGHT GREY MATTE PORCELAIN RECTIFIED 12" x 24" x 3/8" FIELD TILE TECH SPECS: DCOF ACUTEST 0.60, 0.58, 0.57. TECH SPECS: RUNNING BOND/BRICK JOINT PATTERNS TO BE SET WITH A MAX. OFFSET OF 33% AND MIN. GROUT JOINT OF 1/16, UNLESS OTHERWISE APPROVED BY OWNER.	2.0000 SF per PC 3.56 LB per SF 7.12 LB per PC 8 PC per BX 16.00 SF per BX 56.96 LB per BX	\$ 7.00 S/F 
	PLHSWH1224	HOMESPUN WHITE MATTE PORCELAIN RECTIFIED 12" x 24" x 3/8" FIELD TILE TECH SPECS: DCOF ACUTEST 0.60, 0.58, 0.57 TECH SPECS: RUNNING BOND/BRICK JOINT PATTERNS TO BE SET WITH A MAX. OFFSET OF 33% AND MIN. GROUT JOINT OF 1/16, UNLESS OTHERWISE APPROVED BY OWNER.	2.0000 SF per PC 3.56 LB per SF 7.12 LB per PC 8 PC per BX 16.00 SF per BX 56.96 LB per BX	\$ 7.00 S/F 
	PLZZBR1224	ZIGZAG BROWN MATTE PORCELAIN RECTIFIED 12" x 24" x 3/8" FIELD TILE TECH SPECS: DCOF ACUTEST 0.60, 0.58, 0.57 RUNNING BOND/BRICK JOINT PATTERNS TO BE SET WITH A MAX. OFFSET OF 33% AND MIN. GROUT JOINT OF 1/16", UNLESS OTHERWISE APPROVED BY OWNER. TECH SPECS: PATTERN IS DIRECTIONAL. MAINTAIN TILE ORIENTATION THROUGHOUT INSTALLATION.	2.0000 SF per PC 3.56 LB per SF 7.12 LB per PC 8 PC per BX 16.00 SF per BX 56.96 LB per BX	\$ 7.00 S/F 
	PLZZGRYD1224	ZIGZAG DARK GREY MATTE PORCELAIN RECTIFIED 12" x 24" x 3/8" FIELD TILE TECH SPECS: DCOF ACUTEST 0.60, 0.58, 0.57 RUNNING BOND/BRICK JOINT PATTERNS TO BE SET WITH A MAX. OFFSET OF 33% AND MIN. GROUT JOINT OF 1/16", UNLESS OTHERWISE APPROVED BY OWNER. TECH SPECS: PATTERN IS DIRECTIONAL. MAINTAIN TILE ORIENTATION THROUGHOUT INSTALLATION.	2.0000 SF per PC 3.56 LB per SF 7.12 LB per PC 8 PC per BX 16.00 SF per BX 56.96 LB per BX	\$ 7.00 S/F 

BX (IN BOLD), SOLD IN FULL BOXES
 TEAL, SPECIAL ORDER ITEMS
 PURPLE, IN-HOUSE FABRICATION





 LOT PHOTO APPROVAL
 INSTALLATION GUIDELINES

 COMMODITY PRICING
 CUSTOM CUTTING

LOOM


PORCELAIN



IMAGE	CODE	DESCRIPTION	LIST	U/M
	PLZZGRYL1224	ZIGZAG LIGHT GREY MATTE PORCELAIN RECTIFIED 12" x 24" x 3/8" FIELD TILE TECH SPECS: DCOF ACUTEST 0.60, 0.58, 0.57 RUNNING BOND/BRICK JOINT PATTERNS TO BE SET WITH A MAX. OFFSET OF 33% AND MIN. GROUT JOINT OF 1/16", UNLESS OTHERWISE APPROVED BY OWNER. TECH SPECS: PATTERN IS DIRECTIONAL. MAINTAIN TILE ORIENTATION THROUGHOUT INSTALLATION.	2.0000 SF per PC 3.56 LB per SF 7.12 LB per PC 8 PC per BX 16.00 SF per BX 56.96 LB per BX	\$ 7.00 S/F 
	PLZZWH1224	ZIGZAG WHITE MATTE PORCELAIN RECTIFIED 12" x 24" x 3/8" FIELD TILE TECH SPECS: DCOF ACUTEST 0.60, 0.58, 0.57 RUNNING BOND/BRICK JOINT PATTERNS TO BE SET WITH A MAX. OFFSET OF 33% AND MIN. GROUT JOINT OF 1/16", UNLESS OTHERWISE APPROVED BY OWNER. TECH SPECS: PATTERN IS DIRECTIONAL. MAINTAIN TILE ORIENTATION THROUGHOUT INSTALLATION.	2.0000 SF per PC 3.56 LB per SF 7.12 LB per PC 8 PC per BX 16.00 SF per BX 56.96 LB per BX	\$ 7.00 S/F 

BX (IN BOLD), SOLD IN FULL BOXES
 TEAL, SPECIAL ORDER ITEMS
 PURPLE, IN-HOUSE FABRICATION







 LOT PHOTO APPROVAL
 INSTALLATION GUIDELINES

 COMMODITY PRICING
 CUSTOM CUTTING

MATRIX



PORCELAIN



IMAGE	CODE	DESCRIPTION	LIST	U/M
	PMXAZM1224	<p>MATRIX AZUL TEXTURED PORCELAIN NON-RECTIFIED 12" x 24" x 5/16" FIELD TILE</p> <p>TECH SPECS: DCOF ACUTEST WET 0.42 OR GREATER TECH SPECS: PER TCNA GUIDELINES, RUNNING BOND/BRICK JOINT PATTERNS TO BE SET WITH A MAX. OFFSET OF 33% AND MIN. GROUT JOINT OF 1/8", UNLESS OTHERWISE APPROVED BY OWNER.</p>	<p>1.9687 SF per PC 3.56 LB per SF 7.01 LB per PC 8 PC per BX 15.75 SF per BX 56.07 LB per BX</p>	<p>\$ 7.00 S/F</p> 
	PMXBTM1224	<p>MATRIX BRIGHT TEXTURED PORCELAIN NON-RECTIFIED 12" x 24" x 5/16" FIELD TILE</p> <p>Tones of White</p> <p>TECH SPECS: DCOF ACUTEST WET 0.42 OR GREATER TECH SPECS: PER TCNA GUIDELINES, RUNNING BOND/BRICK JOINT PATTERNS TO BE SET WITH A MAX. OFFSET OF 33% AND MIN. GROUT JOINT OF 1/8", UNLESS OTHERWISE APPROVED BY OWNER.</p>	<p>1.9687 SF per PC 3.56 LB per SF 7.01 LB per PC 8 PC per BX 15.75 SF per BX 56.07 LB per BX</p>	<p>\$ 7.00 S/F</p> 
	PMXUNIM1224	<p>MATRIX UNIVERSE TEXTURED PORCELAIN NON-RECTIFIED 12" x 24" x 5/16" FIELD TILE</p> <p>Tones of Grey</p> <p>TECH SPECS: DCOF ACUTEST WET 0.42 OR GREATER TECH SPECS: PER TCNA GUIDELINES, RUNNING BOND/BRICK JOINT PATTERNS TO BE SET WITH A MAX. OFFSET OF 33% AND MIN. GROUT JOINT OF 1/8", UNLESS OTHERWISE APPROVED BY OWNER.</p>	<p>1.9687 SF per PC 3.56 LB per SF 7.01 LB per PC 8 PC per BX 15.75 SF per BX 56.07 LB per BX</p>	<p>\$ 7.00 S/F</p> 

BX (IN BOLD), SOLD IN FULL BOXES
 TEAL, SPECIAL ORDER ITEMS
 PURPLE, IN-HOUSE FABRICATION

 LOT PHOTO APPROVAL
 INSTALLATION GUIDELINES

 COMMODITY PRICING
 CUSTOM CUTTING

PORCELAIN TECH DATA











MATRIX COLLECTION



Material Name	Test Name	Test Description	Test Results	Industry Standard
Azul, Bright, Classic Tan, Taupe Blend, Universe	DCOF AcuTest	Dynamic Coefficient of Friction: Wet	≥ 0.42	

MAX FINE PORCELAIN



IMAGE	CODE	DESCRIPTION	LIST	U/M
	PMFBDP30	<p>MAX FINE BIANCO DOLOMITI POLISHED PORCELAIN 29 1/2" x 29 1/2" x 1/4" FIELD TILE</p> <p>This product should be installed by factory trained installers and fabricators according to the Large Porcelain Panel Manual which is available through your sales representative.</p> <p>TECH SPECS: FLOOR APPLICATION- CONCRETE SLAB SUBSTRATE ONLY, LEVEL TO WITHIN 1/8" IN 10 FT. INSTALL WITH MAPEI ULTRAFLEX LFT TECH SPECS: WALL APPLICATION - OVER 20 FT. IN HEIGHT;</p>	<p>6.0400 SF per PC</p> <p>1.96 LB per SF</p> <p>11.84 LB per PC</p> <p>3 PC per BX</p> <p>18.12 SF per BX</p> <p>35.52 LB per BX</p>	<p>\$ 23.50 S/F</p> 
	PSLBDP	<p>MAX FINE BIANCO DOLOMITI POLISHED PORCELAIN 59" x 118-1/4" x 1/4" SLAB</p> <p>This product should be installed by factory trained installers and fabricators according to the Large Porcelain Panel Manual which is available through your sales representative.</p> <p>TECH SPECS: FLOOR APPLICATION - CONCRETE SLAB SUBSTRATE ONLY, LEVEL TO WITHIN 1/8" IN 10 FT. WITH MAPEI ULTRAFLEX LFT TECH SPECS: WALL APPLICATION - OVER 20 FT. IN HEIGHT;</p>	<p>48.4500 SF per PC</p>	<p>\$ 33.00 S/F</p> 
	PSLBCGRDMH	<p>MAX FINE RANDOM CALACATTA GOLD MATTE PORCELAIN 59" x 118-1/4" x 1/4" SLAB</p> <p>This product should be installed by factory trained installers and fabricators according to the Large Porcelain Panel Manual which is available through your sales representative.</p> <p>TECH SPECS: FLOOR APPLICATION - CONCRETE SLAB SUBSTRATE ONLY, LEVEL TO WITHIN 1/8" IN 10 FT. INSTALL WITH MAPEI ULTRAFLEX LFT TECH SPECS: WALL APPLICATION - OVER 20 FT. IN HEIGHT;</p>	<p>48.4500 SF per PC</p> <p>2.67 LB per SF</p> <p>129.36 LB per PC</p>	<p>\$ 29.75 S/F</p> 
	PSLBCGAP	<p>MAX FINE BOOKMATCH A CALACATTA GOLD POLISHED PORCELAIN 59" x 118-1/4" x 1/4" SLAB</p> <p>This product should be installed by factory trained installers and fabricators according to the Large Porcelain Panel Manual which is available through your sales representative.</p> <p>TECH SPECS: FLOOR APPLICATION - CONCRETE SLAB SUBSTRATE ONLY, LEVEL TO WITHIN 1/8" IN 10 FT. INSTALL WITH MAPEI ULTRAFLEX LFT TECH SPECS: WALL APPLICATION - OVER 20 FT. IN HEIGHT;</p>	<p>48.4500 SF per PC</p> <p>2.67 LB per SF</p> <p>129.36 LB per PC</p>	<p>\$ 34.00 S/F</p> 
	PSLBCGBP	<p>MAX FINE BOOKMATCH B CALACATTA GOLD POLISHED PORCELAIN 59" x 118-1/4" x 1/4" SLAB</p> <p>This product should be installed by factory trained installers and fabricators according to the Large Porcelain Panel Manual which is available through your sales representative.</p> <p>TECH SPECS: FLOOR APPLICATION - CONCRETE SLAB SUBSTRATE ONLY, LEVEL TO WITHIN 1/8" IN 10 FT. WITH MAPEI ULTRAFLEX LFT TECH SPECS: WALL APPLICATION - OVER 20 FT. IN HEIGHT;</p>	<p>48.4500 SF per PC</p> <p>2.67 LB per SF</p> <p>129.36 LB per PC</p>	<p>\$ 34.00 S/F</p> 

BX (IN BOLD), SOLD IN FULL BOXES
 TEAL, SPECIAL ORDER ITEMS
 PURPLE, IN-HOUSE FABRICATION







 LOT PHOTO APPROVAL
 INSTALLATION GUIDELINES

 COMMODITY PRICING
 CUSTOM CUTTING

MAX FINE



PORCELAIN



IMAGE	CODE	DESCRIPTION	LIST	U/M
	PSLBCGRDMP	<p>MAX FINE RANDOM CALACATTA GOLD POLISHED PORCELAIN 59" x 118-1/4" x 1/4" SLAB</p> <p>This product should be installed by factory trained installers and fabricators according to the Large Porcelain Panel Manual which is available through your sales representative.</p> <p>TECH SPECS: FLOOR APPLICATION - CONCRETE SLAB SUBSTRATE ONLY, LEVEL TO WITHIN 1/8" IN 10 FT. WITH MAPEI ULTRAFLEX LFT TECH SPECS: WALL APPLICATION - OVER 20 FT. IN HEIGHT;</p>	<p>48.4500 SF per PC</p> <p>2.67 LB per SF</p> <p>129.36 LB per PC</p> <p>\$ 33.00 S/F</p>	
	PMFLCP30	<p>MAX FINE LINCOLN CALACATTA POLISHED PORCELAIN 29 1/2" x 29 1/2" x 1/4" FIELD TILE</p> <p>This product should be installed by factory trained installers and fabricators according to the Large Porcelain Panel Manual which is available through your sales representative.</p> <p>TECH SPECS: FLOOR APPLICATION - CONCRETE SLAB SUBSTRATE ONLY, LEVEL TO WITHIN 1/8" IN 10 FT. INSTALL WITH MAPEI ULTRAFLEX LFT TECH SPECS: WALL APPLICATION - OVER 20 FT. IN HEIGHT;</p>	<p>6.0400 SF per PC</p> <p>1.96 LB per SF</p> <p>11.84 LB per PC</p> <p>3 PC per BX</p> <p>18.12 SF per BX</p> <p>35.52 LB per BX</p> <p>\$ 22.00 S/F</p>	
	PSLLCP	<p>MAX FINE LINCOLN CALACATTA POLISHED PORCELAIN 59" x 118-1/4" x 1/4" SLAB</p> <p>This product should be installed by factory trained installers and fabricators according to the Large Porcelain Panel Manual which is available through your sales representative.</p> <p>TECH SPECS: FLOOR APPLICATION - CONCRETE SLAB SUBSTRATE ONLY, LEVEL TO WITHIN 1/8" IN 10 FT. WITH MAPEI ULTRAFLEX LFT TECH SPECS: WALL APPLICATION - OVER 20 FT. IN HEIGHT;</p>	<p>48.4500 SF per PC</p> <p>\$ 33.00 S/F</p>	

BX (IN BOLD), SOLD IN FULL BOXES
 TEAL, SPECIAL ORDER ITEMS
 PURPLE, IN-HOUSE FABRICATION

 LOT PHOTO APPROVAL
 INSTALLATION GUIDELINES

 COMMODITY PRICING
 CUSTOM CUTTING

PORCELAIN TECH DATA

MAX FINE COLLECTION



Material Name	Test Name	Test Description	Test Results	Industry Standard
Calacatta Gold Honed, Statuary Honed, Thassos Honed	DCOF AcuTest	Dynamic Coefycient of Friction: Wet	0.60	
	DCOF AcuTest	Dynamic Coefycient of Friction: Wet	0.61	
	DCOF AcuTest	Dynamic Coefycient of Friction: Wet	0.61	

MOJAVE

PORCELAIN



IMAGE	CODE	DESCRIPTION	LIST	U/M
	PMJVBLM2448	<p>MOJAVE BLUE MATTE PORCELAIN RECTIFIED 23-1/2" x 47-1/8" x 3/8" FIELD TILE</p> <p>NUMBER OF FACES 28</p> <p>TECH SPECS: DCOF ACUTEST - 0.61,0.59,0.62 RUNNING BOND/BRICK JOINT PATTERNS TO BE SET WITH A MAX. OFFSET OF 20% AND MIN. GROUT JOINT OF 1/8", UNLESS OTHERWISE APPROVED BY OWNER</p>	<p>7.6900 SF per PC</p> <p>4.21 LB per SF</p> <p>32.38 LB per PC</p> <p>2 PC per BX</p> <p>15.38 SF per BX</p> <p>64.75 LB per BX</p>	<p>\$ 10.75 S/F</p> <p></p>
	PMJVBLP24	<p>MOJAVE BLUE POLISHED PORCELAIN RECTIFIED 23-1/2" x 23-1/2" x 3/8" FIELD TILE</p> <p>NUMBER OF FACES 56</p> <p>TECH SPECS: PER TCNA GUIDELINES, RUNNING BOND/BRICK JOINT PATTERNS TO BE SET WITH A MAX. OFFSET OF 33% AND MIN. GROUT JOINT OF 1/8", UNLESS OTHERWISE APPROVED BY OWNER</p>	<p>3.8350 SF per PC</p> <p>4.62 LB per SF</p> <p>17.72 LB per PC</p> <p>3 PC per BX</p> <p>11.51 SF per BX</p> <p>53.15 LB per BX</p>	<p>\$ 9.00 S/F</p> <p></p>
	PMJVBRM2448	<p>MOJAVE BROWN MATTE PORCELAIN RECTIFIED 23-1/2" x 47-1/8" x 3/8" FIELD TILE</p> <p>NUMBER OF FACES 28</p> <p>TECH SPECS: DCOF ACUTEST - 0.61,0.59,0.62 RUNNING BOND/BRICK JOINT PATTERNS TO BE SET WITH A MAX. OFFSET OF 20% AND MIN. GROUT JOINT OF 1/8", UNLESS OTHERWISE APPROVED BY OWNER</p>	<p>7.6900 SF per PC</p> <p>4.21 LB per SF</p> <p>32.38 LB per PC</p> <p>2 PC per BX</p> <p>15.38 SF per BX</p> <p>64.75 LB per BX</p>	<p>\$ 10.75 S/F</p> <p></p>
	PMJVBRP24	<p>MOJAVE BROWN POLISHED PORCELAIN RECTIFIED 23-1/2" x 23-1/2" x 3/8" FIELD TILE</p> <p>NUMBER OF FACES 56</p> <p>TECH SPECS: PER TCNA GUIDELINES, RUNNING BOND/BRICK JOINT PATTERNS TO BE SET WITH A MAX. OFFSET OF 33% AND MIN. GROUT JOINT OF 1/8", UNLESS OTHERWISE APPROVED BY OWNER</p>	<p>3.8350 SF per PC</p> <p>4.62 LB per SF</p> <p>17.72 LB per PC</p> <p>3 PC per BX</p> <p>11.51 SF per BX</p> <p>53.15 LB per BX</p>	<p>\$ 9.00 S/F</p> <p></p>
	PMJVGRYM2448	<p>MOJAVE GREY MATTE PORCELAIN RECTIFIED 23-1/2" x 47-1/8" x 3/8" FIELD TILE</p> <p>NUMBER OF FACES 28</p> <p>TECH SPECS: DCOF ACUTEST - 0.61,0.59,0.62 RUNNING BOND/BRICK JOINT PATTERNS TO BE SET WITH A MAX. OFFSET OF 20% AND MIN. GROUT JOINT OF 1/8", UNLESS OTHERWISE APPROVED BY OWNER</p>	<p>7.6900 SF per PC</p> <p>4.21 LB per SF</p> <p>32.38 LB per PC</p> <p>2 PC per BX</p> <p>15.38 SF per BX</p> <p>64.75 LB per BX</p>	<p>\$ 10.75 S/F</p> <p></p>

BX (IN BOLD), SOLD IN FULL BOXES
 TEAL, SPECIAL ORDER ITEMS
 PURPLE, IN-HOUSE FABRICATION







LOT PHOTO APPROVAL
 INSTALLATION GUIDELINES

COMMODITY PRICING
 CUSTOM CUTTING

MOJAVE

PORCELAIN



IMAGE	CODE	DESCRIPTION	LIST	U/M
	PMJVGRYP24	<p>MOJAVE GREY POLISHED PORCELAIN RECTIFIED 23-1/2" x 23-1/2" x 3/8" FIELD TILE</p> <p>NUMBER OF FACES 56</p> <p>TECH SPECS: PER TCNA GUIDELINES, RUNNING BOND/BRICK JOINT PATTERNS TO BE SET WITH A MAX. OFFSET OF 33% AND MIN. GROUT JOINT OF 1/8", UNLESS OTHERWISE APPROVED BY OWNER</p>	<p>3.8350 SF per PC</p> <p>4.62 LB per SF</p> <p>17.72 LB per PC</p> <p>3 PC per BX</p> <p>11.51 SF per BX</p> <p>53.15 LB per BX</p>	<p>\$ 9.00 S/F</p> <p></p>
	PMJVWHM2448	<p>MOJAVE WHITE MATTE PORCELAIN RECTIFIED 23-1/2" x 47-1/8" x 3/8" FIELD TILE</p> <p>NUMBER OF FACES 28</p> <p>TECH SPECS: DCOF ACUTEST - 0.61, 0.59, 0.62 RUNNING BOND/BRICK JOINT PATTERNS TO BE SET WITH A MAX. OFFSET OF 20% AND MIN. GROUT JOINT OF 1/8", UNLESS OTHERWISE APPROVED BY OWNER</p>	<p>7.6900 SF per PC</p> <p>4.21 LB per SF</p> <p>32.38 LB per PC</p> <p>2 PC per BX</p> <p>15.38 SF per BX</p> <p>64.75 LB per BX</p>	<p>\$ 10.75 S/F</p> <p></p>
	PMJVWHP24	<p>MOJAVE WHITE POLISHED PORCELAIN RECTIFIED 23-1/2" x 23-1/2" x 3/8" FIELD TILE</p> <p>NUMBER OF FACES 56</p> <p>TECH SPECS: PER TCNA GUIDELINES, RUNNING BOND/BRICK JOINT PATTERNS TO BE SET WITH A MAX. OFFSET OF 33% AND MIN. GROUT JOINT OF 1/8", UNLESS OTHERWISE APPROVED BY OWNER</p>	<p>3.8350 SF per PC</p> <p>4.62 LB per SF</p> <p>17.72 LB per PC</p> <p>3 PC per BX</p> <p>11.51 SF per BX</p> <p>53.15 LB per BX</p>	<p>\$ 9.00 S/F</p> <p></p>

BX (IN BOLD), SOLD IN FULL BOXES
 TEAL, SPECIAL ORDER ITEMS
 PURPLE, IN-HOUSE FABRICATION





 LOT PHOTO APPROVAL
 INSTALLATION GUIDELINES

 COMMODITY PRICING
 CUSTOM CUTTING

MOLTEN


PORCELAIN



IMAGE	CODE	DESCRIPTION	LIST	U/M
	PMOLTGX1224	MOLTEN GOLD POLISHED PORCELAIN 12" x 24" x 9/16" FIELD TILE TECH SPECS: REAL GOLD, WALL USE ONLY!	2.0000 SF per PC 8.90 LB per SF 17.80 LB per PC 8 PC per BX 16.00 SF per BX 142.40 LB per BX	\$ 80.00 S/F 
	PMOLTSX1224	MOLTEN SILVER POLISHED PORCELAIN 12" x 24" x 9/32" FIELD TILE TECH SPECS: REAL SILVER, WALL USE ONLY!	2.0000 SF per PC 8.90 LB per SF 17.80 LB per PC 8 PC per BX 16.00 SF per BX 142.40 LB per BX	\$ 80.00 S/F 

BX (IN BOLD), SOLD IN FULL BOXES
 TEAL, SPECIAL ORDER ITEMS
 PURPLE, IN-HOUSE FABRICATION







 LOT PHOTO APPROVAL
 INSTALLATION GUIDELINES

 COMMODITY PRICING
 CUSTOM CUTTING

NANO CORTEN



PORCELAIN



IMAGE	CODE	DESCRIPTION	LIST	U/M
	PNCCPP18X36	<p>NANO CORTEN COPPER POLISHED PORCELAIN 18" x 36" x 3/16" FIELD TILE</p> <p>GLAZED, POLISHED AND RECTIFIED</p> <p>TECH SPECS: SUITABLE FOR FLOOR USE ON CONCRETE SUBSTRATES ONLY! FOR RUNNING BOND INSTALLATION OPEN GROUT JOINT TO AT LEAST 1/8</p> <p>TECH SPECS: CLEAN WITH PH NEUTRAL CLEANER</p>	<p>4.5000 SF per PC</p> <p>2.20 LB per SF</p> <p>9.90 LB per PC</p> <p>7 PC per BX</p> <p>31.50 SF per BX</p> <p>69.30 LB per BX</p>	<p>\$ 18.00 S/F</p> 
	PNCTTP18X36	<p>NANO CORTEN TITANIUM POLISHED PORCELAIN 18" x 36" x 3/16" FIELD TILE</p> <p>GLAZED, POLISHED AND RECTIFIED</p> <p>TECH SPECS: SUITABLE FOR FLOOR USE ON CONCRETE SUBSTRATES ONLY! FOR RUNNING BOND INSTALLATION OPEN GROUT JOINT TO AT LEAST 1/8</p> <p>TECH SPECS: CLEAN WITH PH NEUTRAL CLEANER</p>	<p>4.5000 SF per PC</p> <p>2.20 LB per SF</p> <p>9.90 LB per PC</p> <p>7 PC per BX</p> <p>31.50 SF per BX</p> <p>69.30 LB per BX</p>	<p>\$ 18.00 S/F</p> 
	PNCWHP18X36	<p>NANO CORTEN WHITE POLISHED PORCELAIN 18" x 36" x 3/16" FIELD TILE</p> <p>GLAZED, POLISHED AND RECTIFIED</p> <p>TECH SPECS: SUITABLE FOR FLOOR USE ON CONCRETE SUBSTRATES ONLY! FOR RUNNING BOND INSTALLATION OPEN GROUT JOINT TO AT LEAST 1/8</p> <p>TECH SPECS: CLEAN WITH PH NEUTRAL CLEANER</p>	<p>4.5000 SF per PC</p> <p>2.20 LB per SF</p> <p>9.90 LB per PC</p> <p>7 PC per BX</p> <p>31.50 SF per BX</p> <p>69.30 LB per BX</p>	<p>\$ 18.00 S/F</p> 

BX (IN BOLD), SOLD IN FULL BOXES
 TEAL, SPECIAL ORDER ITEMS
 PURPLE, IN-HOUSE FABRICATION

 LOT PHOTO APPROVAL
 INSTALLATION GUIDELINES

 COMMODITY PRICING
 CUSTOM CUTTING



ASTM C-1028 Static Coefficient of Friction.

Test data is not available for the Nano Corten Series Polished Finish.

For large commercial applications, test data is available for the matte finish, which is available on a special order basis.

A stacked (straight) joint installation should be considered where tighter joints are desired. As with all porcelains of this size, for running bond installations open grout joints to at least 1/8" per industry standards.

Install with latex-modified thinset suitable for large-format porcelain tile, such as Mapei Kerabond with Keralastic.











When installing Nano Corten over existing tile or stone surfaces, ensure the existing installation is sound, well bonded, free of cracks translating through from the substrate, and the required setting material will bond to the existing surface, which must be clean and free of contaminants.

Nano Corten may be sensitive to acids and alkalis. Use pH neutral cleaners only.

NEWPORT

PORCELAIN



IMAGE	CODE	DESCRIPTION	LIST	U/M
	PNPLGMSJ5	NEWPORT LIGHT GREY TEXTURED PORCELAIN 2" X 2" X 3/8" STRAIGHT JOINT 5.0CM MOSAIC ROW INFO: 6 ROWS OF 6 (36 PIECES PER SHEET) SHEET COVERAGE AREA: 11-3/8" x 11-3/8" x 3/8" (0.9000 SF/PC)	0.9000 SF per PC 5.00 LB per SF 4.50 LB per PC 10 PC per BX 9.00 SF per BX 45.00 LB per BX	\$ 30.00 S/F 
	PNPLGBN	NEWPORT LIGHT GREY TEXTURED PORCELAIN LONG SIDE 4" x 24" x 3/8" BULLNOSE	2.0000 LF per PC 1.40 LB per LF 2.80 LB per PC 20 PC per BX 40.00 LF per BX 56.00 LB per BX	\$ 15.00 EA 
	PNPLG1224	NEWPORT LIGHT GREY TEXTURED PORCELAIN RECTIFIED 12" x 24" x 3/8" FIELD TILE TECH SPECS: DCOF ACUTEST WET 0.62, 0.56, 0.64 TECH SPECS: DO NOT OFFSET BY MORE THAN 20%	2.0000 SF per PC 4.50 LB per SF 9.00 LB per PC 5 PC per BX 10.00 SF per BX 45.00 LB per BX	\$ 8.00 S/F 
	PNPWHMSJ5	NEWPORT WHITE TEXTURED PORCELAIN 2" X 2" X 3/8" STRAIGHT JOINT 5.0CM MOSAIC ROW INFO: 6 ROWS OF 6 (36 PIECES PER SHEET) SHEET COVERAGE AREA: 11-3/8" x 11-3/8" x 3/8" (0.9000 SF/PC)	0.9000 SF per PC 5.00 LB per SF 4.50 LB per PC 10 PC per BX 9.00 SF per BX 45.00 LB per BX	\$ 30.00 S/F 
	PNPWHBN	NEWPORT WHITE TEXTURED PORCELAIN LONG SIDE 4" x 24" x 3/8" BULLNOSE RECTIFIED	2.0000 LF per PC 1.40 LB per LF 2.80 LB per PC 20 PC per BX 40.00 LF per BX 56.00 LB per BX	\$ 15.00 EA 

BX (IN BOLD), SOLD IN FULL BOXES
 TEAL, SPECIAL ORDER ITEMS
 PURPLE, IN-HOUSE FABRICATION



 LOT PHOTO APPROVAL
 INSTALLATION GUIDELINES

 COMMODITY PRICING
 CUSTOM CUTTING

NEWPORT

PORCELAIN



IMAGE	CODE	DESCRIPTION	LIST	U/M
	<p>PNPWH1224</p>	<p>NEWPORT WHITE TEXTURED PORCELAIN RECTIFIED 12" x 24" x 3/8" FIELD TILE</p> <p>TECH SPECS: DCOF ACUTEST WET 0.62, 0.56, 0.64 TECH SPECS: DO NOT OFFSET BY MORE THAN 20%</p>	<p>2.0000 SF per PC 4.50 LB per SF 9.00 LB per PC 5 PC per BX 10.00 SF per BX 45.00 LB per BX</p>	<p>\$ 8.00 S/F</p> 

BX (IN BOLD), SOLD IN FULL BOXES
 TEAL, SPECIAL ORDER ITEMS
 PURPLE, IN-HOUSE FABRICATION



LOT PHOTO APPROVAL



INSTALLATION GUIDELINES



COMMODITY PRICING



CUSTOM CUTTING

PORCELAIN TECH DATA

NEWPORT











Material Name	Test Name	Test Description	Test Results	Industry Standard
Dark Grey, White, Brown, Light Grey	ASTM C 1028	Static Coefficient of Friction: Dry	0.70	
	ASTM C 1028	Static Coefficient of Friction: Wet	0.60	
Dark Grey	DCOF AcuTest	Dynamic Coefficient of Friction: Wet	0.62	
White	DCOF AcuTest	Dynamic Coefficient of Friction: Wet	0.56	
Brown	DCOF AcuTest	Dynamic Coefficient of Friction: Wet	0.64	
Light Grey	DCOF AcuTest	Dynamic Coefficient of Friction: Wet	0.59	

PAVIMENTO

PORCELAIN



IMAGE	CODE	DESCRIPTION	LIST	U/M
	PPAVBLKM32	<p>PAVIMENTO BLACK MATTE PORCELAIN RECTIFIED 32" x 32" x 3/8" FIELD TILE</p> <p>NUMBER OF FACES OVER 40 Actual Dimension: 31 1/2" X 31 1/2"</p> <p>TECH SPECS: DCOF ACUTEST 0.51-0.48-0.53 TECH SPECS: RUNNING BOND/BRICK JOINT PATTERNS TO BE SET WITH A MAX. OFFSET OF 33% AND MIN. GROUT JOINT OF 1/8", UNLESS OTHERWISE APPROVED BY OWNER.</p>	<p>6.8900 SF per PC</p> <p>2 PC per BX</p> <p>13.78 SF per BX</p>	<p>\$ 10.50 S/F</p> 
	PPAVBLKP32	<p>PAVIMENTO BLACK POLISHED PORCELAIN RECTIFIED 32" x 32" x 3/8" FIELD TILE</p> <p>NUMBER OF FACES OVER 40 Actual Dimension: 31 1/2" X 31 1/2"</p> <p>TECH SPECS: DCOF ACUTEST AVERAGE 0.44 TECH SPECS: RUNNING BOND/BRICK JOINT PATTERNS TO BE SET WITH A MAX. OFFSET OF 33% AND MIN. GROUT JOINT OF 1/8", UNLESS OTHERWISE APPROVED BY OWNER.</p>	<p>6.8900 SF per PC</p> <p>2 PC per BX</p> <p>13.78 SF per BX</p>	<p>\$ 12.00 S/F</p> 
	PPAVGRYM32	<p>PAVIMENTO GREY MATTE PORCELAIN RECTIFIED 32" x 32" x 3/8" FIELD TILE</p> <p>NUMBER OF FACES OVER 40 Actual Dimension: 31 1/2" X 31 1/2"</p> <p>TECH SPECS: DCOF ACUTEST 0.51-0.48-0.53 TECH SPECS: RUNNING BOND/BRICK JOINT PATTERNS TO BE SET WITH A MAX. OFFSET OF 33% AND MIN. GROUT JOINT OF 1/8", UNLESS OTHERWISE APPROVED BY OWNER.</p>	<p>6.8900 SF per PC</p> <p>2 PC per BX</p> <p>13.78 SF per BX</p>	<p>\$ 10.50 S/F</p> 
	PPAVGRYP32	<p>PAVIMENTO GREY POLISHED PORCELAIN RECTIFIED 32" x 32" x 3/8" FIELD TILE</p> <p>NUMBER OF FACES OVER 40 Actual Dimension: 31 1/2" X 31 1/2"</p> <p>TECH SPECS: DCOF ACUTEST AVERAGE 0.44 TECH SPECS: RUNNING BOND/BRICK JOINT PATTERNS TO BE SET WITH A MAX. OFFSET OF 33% AND MIN. GROUT JOINT OF 1/8", UNLESS OTHERWISE APPROVED BY OWNER.</p>	<p>6.8900 SF per PC</p> <p>2 PC per BX</p> <p>13.78 SF per BX</p>	<p>\$ 12.00 S/F</p> 







BX (IN BOLD), SOLD IN FULL BOXES
 TEAL, SPECIAL ORDER ITEMS
 PURPLE, IN-HOUSE FABRICATION

 LOT PHOTO APPROVAL
 INSTALLATION GUIDELINES

 COMMODITY PRICING
 CUSTOM CUTTING



RAW PORCELAIN



IMAGE	CODE	DESCRIPTION	LIST	U/M
	PRAWBLK24	<p>RAW BLACK MATTE PORCELAIN RECTIFIED 23-5/8" x 23-5/8" x 3/8" FIELD TILE</p> <p>TECH SPECS: DCOF ACUTEST WET 0.62, 0.62, 0.64 INSTALL WITH MAPEI ULTRAFLEX LFT THINSET TECH SPECS: DO NOT OFFSET BY MORE THAN 33%, MINIMUM 1/8" GROUT JOINT MUST BE USED.</p>	<p>3.8750 SF per PC 4.59 LB per SF 17.79 LB per PC 3 PC per BX 11.63 SF per BX 53.36 LB per BX</p>	<p>\$ 8.00 S/F</p> 
	PRAWGRY24	<p>RAW GREY MATTE PORCELAIN RECTIFIED 23-5/8" x 23-5/8" x 3/8" FIELD TILE</p> <p>TECH SPECS: DCOF ACUTEST WET 0.62, 0.62, 0.64 INSTALL WITH MAPEI ULTRAFLEX LFT THINSET TECH SPECS: DO NOT OFFSET BY MORE THAN 33%, MINIMUM 1/8" GROUT JOINT MUST BE USED.</p>	<p>3.8750 SF per PC 4.59 LB per SF 17.79 LB per PC 3 PC per BX 11.63 SF per BX 53.36 LB per BX</p>	<p>\$ 8.00 S/F</p> 
	PRAWLIN24	<p>RAW LINEN MATTE PORCELAIN RECTIFIED 23-5/8" x 23-5/8" x 3/8" FIELD TILE</p> <p>TECH SPECS: DCOF ACUTEST WET 0.62, 0.62, 0.64 INSTALL WITH MAPEI ULTRAFLEX LFT THINSET TECH SPECS: DO NOT OFFSET BY MORE THAN 33%, MINIMUM 1/8" GROUT JOINT MUST BE USED.</p>	<p>3.8750 SF per PC 4.59 LB per SF 17.79 LB per PC 3 PC per BX 11.63 SF per BX 53.36 LB per BX</p>	<p>\$ 8.00 S/F</p> 
	PRAWWH24	<p>RAW WHITE MATTE PORCELAIN RECTIFIED 23-5/8" x 23-5/8" x 3/8" FIELD TILE</p> <p>TECH SPECS: DCOF ACUTEST WET 0.62, 0.62, 0.64 INSTALL WITH MAPEI ULTRAFLEX LFT THINSET TECH SPECS: DO NOT OFFSET BY MORE THAN 33%, MINIMUM 1/8" GROUT JOINT MUST BE USED.</p>	<p>3.8750 SF per PC 4.59 LB per SF 17.79 LB per PC 3 PC per BX 11.63 SF per BX 53.36 LB per BX</p>	<p>\$ 8.00 S/F</p> 

BX (IN BOLD), SOLD IN FULL BOXES
 TEAL, SPECIAL ORDER ITEMS
 PURPLE, IN-HOUSE FABRICATION

 LOT PHOTO APPROVAL
 INSTALLATION GUIDELINES

 COMMODITY PRICING
 CUSTOM CUTTING

SAHARA

PORCELAIN



IMAGE	CODE	DESCRIPTION	LIST	U/M
	PSABEPBN	SAHARA BEIGE POLISHED PORCELAIN LONG SIDE 3" x 24" x 3/8" BULLNOSE	2.0000 LF per PC 0.94 LB per LF 1.88 LB per PC 22 PC per BX 44.00 LF per BX 41.36 LB per BX	\$ 13.50 EA
	PSADGP1836	SAHARA DARK GREY POLISHED PORCELAIN RECTIFIED 18" x 36" x 3/8" FIELD TILE TECH SPECS: DO NOT OFFSET BY MORE THAN 25%	4.5000 SF per PC 4.20 LB per SF 18.90 LB per PC 3 PC per BX 13.50 SF per BX 56.70 LB per BX	\$ 10.50 S/F
	PSADGPBN	SAHARA DARK GREY POLISHED PORCELAIN LONG SIDE 3" x 24" x 3/8" BULLNOSE	2.0000 LF per PC 0.93 LB per LF 1.86 LB per PC 22 PC per BX 44.00 LF per BX 40.92 LB per BX	\$ 13.50 EA
	PSADGPMSJ5	SAHARA DARK GREY POLISHED PORCELAIN 2" X 2" X 3/8" STRAIGHT JOINT 5.0CM MOSAIC ROW INFO: 6 ROWS OF 6 (36 PIECES PER SHEET) SHEET COVERAGE AREA: 11-3/8" x 11-3/8" x 3/8" (0.9000 SF/PC)	0.9000 SF per PC 4.20 LB per SF 3.78 LB per PC 10 PC per BX 9.00 SF per BX 37.80 LB per BX	\$ 33.00 S/F

BX (IN BOLD), SOLD IN FULL BOXES
 TEAL, SPECIAL ORDER ITEMS
 PURPLE, IN-HOUSE FABRICATION

LOT PHOTO APPROVAL
 INSTALLATION GUIDELINES

COMMODITY PRICING
 CUSTOM CUTTING



DCOF AcuTEST Dynamic Coefficient of Friction.

Test data is not available for the Sahara Series Polished Finish.











For large commercial applications, test data is available for the matte finish, which is available on a special order basis.

A stacked (straight) joint installation should be considered where tighter joints are desired. As with all porcelains of this size, for running bond installations open grout joints to at least 1/8" per industry standards.

SAIGON



PORCELAIN



IMAGE	CODE	DESCRIPTION	LIST	U/M
	PSAIBKHX	SAIGON BLACK MATTE PORCELAIN 13-1/2" x 13-1/2" x 3/8" FIELD TILE TECH SPECS: DCOF ACUTEST WET 0.53, 0.53, 0.54 TECH SPECS: NUMBER OF FACES 14 PEI IV	1.1500 SF per PC 4.58 LB per SF 5.27 LB per PC 9 PC per BX 10.35 SF per BX 47.40 LB per BX	\$ 10.00 S/F 
	PSAIAHX	SAIGON ARC BLUE MATTE PORCELAIN 13-1/2" x 13-1/2" x 3/8" FIELD TILE HEXAGON TECH SPECS: DCOF ACUTEST WET 0.53, 0.53, 0.54 TECH SPECS: PEI IV	1.1500 SF per PC 4.58 LB per SF 5.27 LB per PC 9 PC per BX 10.35 SF per BX 47.40 LB per BX	\$ 10.00 S/F 
	PSAICHX	SAIGON CIRCLE BLUE MATTE PORCELAIN 13-1/2" x 13-1/2" x 3/8" FIELD TILE HEXAGON TECH SPECS: DCOF ACUTEST WET 0.53, 0.53, 0.54 TECH SPECS: PEI IV	1.1500 SF per PC 4.58 LB per SF 5.27 LB per PC 9 PC per BX 10.35 SF per BX 47.40 LB per BX	\$ 10.00 S/F 
	PSAITHX	SAIGON TRIANGLE BLUE MATTE PORCELAIN 13-1/2" x 13-1/2" x 3/8" FIELD TILE HEXAGON TECH SPECS: DCOF ACUTEST WET 0.53, 0.53, 0.54 TECH SPECS: PEI IV	1.1500 SF per PC 4.58 LB per SF 5.27 LB per PC 9 PC per BX 10.35 SF per BX 47.40 LB per BX	\$ 10.00 S/F 
	PSAIBLUHX	SAIGON BLUE MATTE PORCELAIN 13-1/2" x 13-1/2" x 3/8" FIELD TILE TECH SPECS: DCOF ACUTEST WET 0.53, 0.53, 0.54 TECH SPECS: NUMBER OF FACES 14 PEI IV	1.1500 SF per PC 4.58 LB per SF 5.27 LB per PC 9 PC per BX 10.35 SF per BX 47.40 LB per BX	\$ 10.00 S/F 

BX (IN BOLD), SOLD IN FULL BOXES
 TEAL, SPECIAL ORDER ITEMS
 PURPLE, IN-HOUSE FABRICATION



 LOT PHOTO APPROVAL
 INSTALLATION GUIDELINES

 COMMODITY PRICING
 CUSTOM CUTTING

SAIGON

PORCELAIN



IMAGE	CODE	DESCRIPTION	LIST	U/M
	<p>PSAIGRYLHX</p>	<p>SAIGON LIGHT GREY MATTE PORCELAIN 13-1/2" x 13-1/2" x 3/8" FIELD TILE</p> <p>TECH SPECS: DCOF ACUTEST WET 0.53, 0.53, 0.54 TECH SPECS: NUMBER OF FACES 14 PEI IV</p>	<p>1.1500 SF per PC 4.58 LB per SF 5.27 LB per PC 9 PC per BX 10.35 SF per BX 47.40 LB per BX</p>	<p>\$ 10.00 S/F</p> 

BX (IN BOLD), SOLD IN FULL BOXES
 TEAL, SPECIAL ORDER ITEMS
 PURPLE, IN-HOUSE FABRICATION



LOT PHOTO APPROVAL



COMMODITY PRICING



INSTALLATION GUIDELINES











CUSTOM CUTTING

SHAGREEN



PORCELAIN



IMAGE	CODE	DESCRIPTION	LIST	U/M
	PSHAGBLU24	SHAGREEN BLUE HIGH HONED PORCELAIN 23 -7/16" x 23 -7/16" x 3/8" FIELD TILE TECH SPECS: DCOF ACUTEST 0.54,0.52,0.51 PER TCNA GUIDELINES, RUNNING BOND/BRICK JOINT PATTERNS TO BE SET WITH A MAX. OFFSET OF 33% AND MIN. GROUT JOINT OF 1/8", UNLESS OTHERWISE APPROVED BY OWNER TECH SPECS: MAINTAIN TILE ORIENTATION FOR PATTERN CONTINUITY. MUST DO DRY LAYOUT FOR BEST COLOR FLOW PRIOR TO INSTALL	3.8150 SF per PC 4.80 LB per SF 18.31 LB per PC 3 PC per BX 11.45 SF per BX 54.94 LB per BX	\$ 18.00 S/F 
	PSHAGCOF24	SHAGREEN COFFEE HIGH HONED PORCELAIN 23 -7/16" x 23 -7/16" x 3/8" FIELD TILE TECH SPECS: DCOF ACUTEST 0.54,0.52,0.51 PER TCNA GUIDELINES, RUNNING BOND/BRICK JOINT PATTERNS TO BE SET WITH A MAX. OFFSET OF 33% AND MIN. GROUT JOINT OF 1/8", UNLESS OTHERWISE APPROVED BY OWNER TECH SPECS: MAINTAIN TILE ORIENTATION FOR PATTERN CONTINUITY.	3.8150 SF per PC 4.80 LB per SF 18.31 LB per PC 3 PC per BX 11.45 SF per BX 54.94 LB per BX	\$ 18.00 S/F 
	PSHAGGRY24	SHAGREEN GREY HIGH HONED PORCELAIN 23 -7/16" x 23 -7/16" x 3/8" FIELD TILE TECH SPECS: DCOF ACUTEST 0.54,0.52,0.51 PER TCNA GUIDELINES, RUNNING BOND/BRICK JOINT PATTERNS TO BE SET WITH A MAX. OFFSET OF 33% AND MIN. GROUT JOINT OF 1/8", UNLESS OTHERWISE APPROVED BY OWNER TECH SPECS: MAINTAIN TILE ORIENTATION FOR PATTERN CONTINUITY.	3.8150 SF per PC 4.80 LB per SF 18.31 LB per PC 3 PC per BX 11.45 SF per BX 54.94 LB per BX	\$ 18.00 S/F 
	PSHAGWH24	SHAGREEN WHITE HIGH HONED PORCELAIN 23 -7/16" x 23 -7/16" x 3/8" FIELD TILE TECH SPECS: DCOF ACUTEST 0.54,0.52,0.51 PER TCNA GUIDELINES, RUNNING BOND/BRICK JOINT PATTERNS TO BE SET WITH A MAX. OFFSET OF 33% AND MIN. GROUT JOINT OF 1/8", UNLESS OTHERWISE APPROVED BY OWNER TECH SPECS: MAINTAIN TILE ORIENTATION FOR PATTERN CONTINUITY.	3.8150 SF per PC 4.80 LB per SF 18.31 LB per PC 3 PC per BX 11.45 SF per BX 54.94 LB per BX	\$ 18.00 S/F 

BX (IN BOLD), SOLD IN FULL BOXES
 TEAL, SPECIAL ORDER ITEMS
 PURPLE, IN-HOUSE FABRICATION











 LOT PHOTO APPROVAL
 INSTALLATION GUIDELINES

 COMMODITY PRICING
 CUSTOM CUTTING

SILVERWOOD

PORCELAIN



IMAGE	CODE	DESCRIPTION	LIST	U/M
	PSIWDBLK848	SILVERWOOD BLACK MATTE PORCELAIN RECTIFIED 8" x 48" x 3/8" FIELD TILE DCOF ACUTEST WET - 0.43, 0.53, 0.45 TECH SPECS: RUNNING BOND/BRICK JOINT PATTERNS TO BE SET WITH A MAX. OFFSET OF 25% AND MIN. GROUT JOINT OF 1/8", UNLESS OTHERWISE APPROVED BY OWNER. PEI III NUMBER OF FACES 3 CARE & MAINT : PH NEUTRAL	2.6700 SF per PC 4.20 LB per SF 11.21 LB per PC 4 PC per BX 10.68 SF per BX 44.86 LB per BX	\$ 24.00 S/F 
	PSIWDBLKMSJ5 SPECIAL ORDER	SILVERWOOD BLACK MATTE PORCELAIN 2" X 2" X 3/8" STRAIGHT JOINT 5.0CM MOSAIC ROW INFO: 6 ROWS OF 6 (36 PIECES PER SHEET) SHEET COVERAGE AREA: 11-3/8" x 11-3/8" x 3/8" (0.9000 SF/PC) min. qty: 1 PC lead time: 14 days	0.9000 SF per PC 4.50 LB per SF 4.05 LB per PC 10 PC per BX 9.00 SF per BX 40.50 LB per BX	\$ 57.00 S/F 
	PSIWddb848	SILVERWOOD DARK BLUE MATTE PORCELAIN RECTIFIED 8" x 48" x 3/8" FIELD TILE DCOF ACUTEST WET - 0.43,0.53,0.45 TECH SPECS: RUNNING BOND/BRICK JOINT PATTERNS TO BE SET WITH A MAX. OFFSET OF 25% AND MIN. GROUT JOINT OF 1/8", UNLESS OTHERWISE APPROVED BY OWNER. PEI III NUMBER OF FACES 3 CARE & MAINT : PH NEUTRAL	2.6700 SF per PC 4.20 LB per SF 11.21 LB per PC 4 PC per BX 10.68 SF per BX 44.86 LB per BX	\$ 24.00 S/F 
	PSIWddbMSJ5 SPECIAL ORDER	SILVERWOOD DARK BLUE MATTE PORCELAIN 2" X 2" X 3/8" STRAIGHT JOINT 5.0CM MOSAIC ROW INFO: 6 ROWS OF 6 (36 PIECES PER SHEET) SHEET COVERAGE AREA: 11-3/8" x 11-3/8" x 3/8" (0.9000 SF/PC) min. qty: 1 PC lead time: 14 days	0.9000 SF per PC 4.50 LB per SF 4.05 LB per PC 10 PC per BX 9.00 SF per BX 40.50 LB per BX	\$ 57.00 S/F 
	PSIWDLGR848	SILVERWOOD LIGHT GREEN MATTE PORCELAIN RECTIFIED 8" x 48" x 3/8" FIELD TILE DCOF ACUTEST WET- 0.43,0.53,0.45 TECH SPECS: RUNNING BOND/BRICK JOINT PATTERNS TO BE SET WITH A MAX. OFFSET OF 25% AND MIN. GROUT JOINT OF 1/8", UNLESS OTHERWISE APPROVED BY OWNER. PEI IV NUMBER OF FACES 3 CARE & MAINT : PH NEUTRAL	2.6700 SF per PC 4.20 LB per SF 11.21 LB per PC 4 PC per BX 10.68 SF per BX 44.86 LB per BX	\$ 24.00 S/F 

BX (IN BOLD), SOLD IN FULL BOXES
TEAL, SPECIAL ORDER ITEMS
PURPLE, IN-HOUSE FABRICATION

 LOT PHOTO APPROVAL
 INSTALLATION GUIDELINES

 COMMODITY PRICING
 CUSTOM CUTTING

SILVERWOOD

PORCELAIN



IMAGE	CODE	DESCRIPTION	LIST	U/M
	PSIWDLGRMSJ5	SILVERWOOD LIGHT GREEN MATTE PORCELAIN 2" X 2" X 3/8" STRAIGHT JOINT 5.0CM MOSAIC ROW INFO: 6 ROWS OF 6 (36 PIECES PER SHEET) SHEET COVERAGE AREA: 11-3/8" x 11-3/8" x 3/8' (0.9000 SF/PC)	0.9000 SF per PC 4.50 LB per SF 4.05 LB per PC 10 PC per BX 9.00 SF per BX 40.50 LB per BX	\$ 57.00 S/F
	PSIWDMK848	SILVERWOOD MOKA MATTE PORCELAIN RECTIFIED 8" x 48" x 3/8" FIELD TILE DCOF ACUTEST WET 0.43,0.53,0.45 TECH SPECS: RUNNING BOND/BRICK JOINT PATTERNS TO BE SET WITH A MAX. OFFSET OF 25% AND MIN. GROUT JOINT OF 1/8", UNLESS OTHERWISE APPROVED BY OWNER. PEI IV NUMBER OF FACES 3 CARE & MAINT : PH NEUTRAL	2.6700 SF per PC 4.20 LB per SF 11.21 LB per PC 4 PC per BX 10.68 SF per BX 44.86 LB per BX	\$ 24.00 S/F
	PSIWDMKMSJ5 SPECIAL ORDER	SILVERWOOD MOKA MATTE PORCELAIN 2" X 2" X 3/8" STRAIGHT JOINT 5.0CM MOSAIC ROW INFO: 6 ROWS OF 6 (36 PIECES PER SHEET) SHEET COVERAGE AREA: 11-3/8" x 11-3/8" x 3/8' (0.9000 SF/PC) min. qty: 1 PC lead time: 14 days	0.9000 SF per PC 4.50 LB per SF 4.05 LB per PC 10 PC per BX 9.00 SF per BX 40.50 LB per BX	\$ 57.00 S/F
	PSIWDWH848	SILVERWOOD WHITE MATTE PORCELAIN RECTIFIED 8" x 48" x 3/8" FIELD TILE DCOF ACUTEST WET 0.43,0.53,0.45 TECH SPECS: RUNNING BOND/BRICK JOINT PATTERNS TO BE SET WITH A MAX. OFFSET OF 25% AND MIN. GROUT JOINT OF 1/8", UNLESS OTHERWISE APPROVED BY OWNER. PEI IV NUMBER OF FACES 3 CARE & MAINT : PH NEUTRAL	2.6700 SF per PC 4.20 LB per SF 11.21 LB per PC 4 PC per BX 10.68 SF per BX 44.86 LB per BX	\$ 24.00 S/F
	PSIWDWHMSJ5 SPECIAL ORDER	SILVERWOOD WHITE MATTE PORCELAIN 2" X 2" X 3/8" STRAIGHT JOINT 5.0CM MOSAIC ROW INFO: 6 ROWS OF 6 (36 PIECES PER SHEET) SHEET COVERAGE AREA: 11-3/8" x 11-3/8" x 3/8' (0.9000 SF/PC) lead time: 14 days	0.9000 SF per PC 4.50 LB per SF 4.05 LB per PC 10 PC per BX 9.00 SF per BX 40.50 LB per BX	\$ 57.00 S/F







BX (IN BOLD), SOLD IN FULL BOXES
TEAL, SPECIAL ORDER ITEMS
PURPLE, IN-HOUSE FABRICATION

LOT PHOTO APPROVAL
 INSTALLATION GUIDELINES

COMMODITY PRICING
 CUSTOM CUTTING



SOLID PORCELAIN



IMAGE	CODE	DESCRIPTION	LIST	U/M
	PSOLBKM24	<p>SOLID BLACK MATTE PORCELAIN RECTIFIED 24" x 24" x 3/8" FIELD TILE</p> <p>Actual Dimension: 23 5/8"x23 5/8"</p> <p>TECH SPECS: DCOF ACUTEST - 0.49,0.49,0.48 PER TCNA GUIDELINES, RUNNING BOND/BRICK JOINT PATTERNS TO BE SET WITH A MAX. OFFSET OF 33% AND MIN. GROUT JOINT OF 1/16", UNLESS OTHERWISE APPROVED BY OWNER</p>	<p>3.8760 SF per PC</p> <p>3.99 LB per SF</p> <p>15.47 LB per PC</p> <p>3 PC per BX</p> <p>11.63 SF per BX</p> <p>46.40 LB per BX</p>	<p>\$ 8.50 S/F</p> <p></p>
	PSOLGRYM24	<p>SOLID GREY MATTE PORCELAIN RECTIFIED 24" x 24" x 3/8" FIELD TILE</p> <p>Actual Dimension: 23 5/8"x23 5/8"</p> <p>TECH SPECS: DCOF ACUTEST - 0.78,0.78,0.76 PER TCNA GUIDELINES, RUNNING BOND/BRICK JOINT PATTERNS TO BE SET WITH A MAX. OFFSET OF 33% AND MIN. GROUT JOINT OF 1/16", UNLESS OTHERWISE APPROVED BY OWNER</p>	<p>3.8760 SF per PC</p> <p>3.99 LB per SF</p> <p>15.47 LB per PC</p> <p>3 PC per BX</p> <p>11.63 SF per BX</p> <p>46.40 LB per BX</p>	<p>\$ 8.50 S/F</p> <p></p>
	PSOLWHM24	<p>SOLID WHITE MATTE PORCELAIN RECTIFIED 24" x 24" x 3/8" FIELD TILE</p> <p>Actual Dimension: 23 5/8"x23 5/8"</p> <p>TECH SPECS: DCOF ACUTEST - 0.50,0.49,0.52 PER TCNA GUIDELINES, RUNNING BOND/BRICK JOINT PATTERNS TO BE SET WITH A MAX. OFFSET OF 33% AND MIN. GROUT JOINT OF 1/16", UNLESS OTHERWISE APPROVED BY OWNER</p>	<p>3.8760 SF per PC</p> <p>3.99 LB per SF</p> <p>15.47 LB per PC</p> <p>3 PC per BX</p> <p>11.63 SF per BX</p> <p>46.40 LB per BX</p>	<p>\$ 9.00 S/F</p> <p></p>

BX (IN BOLD), SOLD IN FULL BOXES
 TEAL, SPECIAL ORDER ITEMS
 PURPLE, IN-HOUSE FABRICATION



 LOT PHOTO APPROVAL
 INSTALLATION GUIDELINES

 COMMODITY PRICING
 CUSTOM CUTTING

SONATA

PORCELAIN



IMAGE	CODE	DESCRIPTION	LIST	U/M
	<p>PSNTDGRP24</p>	<p>SONATA DARK GREY POLISHED PORCELAIN RECTIFIED 24" x 24" x 3/8" FIELD TILE</p> <p>Lappato PEI IV NUMBER OF FACES 25</p> <p>TECH SPECS: DCOF ACUTEST - 0.45, 0.46, 0.44 TECH SPECS: PER TCNA GUIDELINES, RUNNING BOND/BRICK JOINT PATTERNS TO BE SET WITH A MAX. OFFSET OF 33% AND MIN. GROUT JOINT OF 1/8", UNLESS OTHERWISE APPROVED BY OWNER</p>	<p>4.0000 SF per PC</p> <p>4.25 LB per SF</p> <p>17.00 LB per PC</p> <p>4 PC per BX</p> <p>16.00 SF per BX</p> <p>68.00 LB per BX</p>	<p>\$ 9.00 S/F</p> 

BX (IN BOLD), SOLD IN FULL BOXES
 TEAL, SPECIAL ORDER ITEMS
 PURPLE, IN-HOUSE FABRICATION



 LOT PHOTO APPROVAL
 INSTALLATION GUIDELINES

 COMMODITY PRICING
 CUSTOM CUTTING

STEELWORK

PORCELAIN



IMAGE	CODE	DESCRIPTION	LIST	U/M
	PSWGRYM1224	<p>STEELWORK GREY MATTE PORCELAIN RECTIFIED 12" x 24" x 3/8" FIELD TILE</p> <p>NUMBER OF FACES 15</p> <p>TECH SPECS: DCOF ACUTEST - 0.66,0.65,0.65 PER TCNA GUIDELINES, RUNNING BOND/BRICK JOINT PATTERNS TO BE SET WITH A MAX. OFFSET OF 33% AND MIN. GROUT JOINT OF 1/8", UNLESS OTHERWISE APPROVED BY OWNER</p>	<p>2.0000 SF per PC</p> <p>4.16 LB per SF</p> <p>8.32 LB per PC</p> <p>6 PC per BX</p> <p>12.00 SF per BX</p> <p>49.92 LB per BX</p>	<p>\$ 8.00 S/F</p> 

BX (IN BOLD), SOLD IN FULL BOXES
 TEAL, SPECIAL ORDER ITEMS
 PURPLE, IN-HOUSE FABRICATION

 LOT PHOTO APPROVAL
 INSTALLATION GUIDELINES

 COMMODITY PRICING
 CUSTOM CUTTING

STONE LOOK PORCELAIN



IMAGE	CODE	DESCRIPTION	LIST	U/M
	PALFCBEI2448	AL FRESCO CEMENT BEIGE TEXTURED PORCELAIN RECTIFIED 24" x 48" x 3/4" PAVER NUMBER OF FACES 10 Actual Dimension: 23.62"x47.24" TECH SPECS: PER TCNA GUIDELINES, RUNNING BOND/BRICK JOINT PATTERNS TO BE SET WITH A MAX. OFFSET OF 33% AND MIN. GROUT JOINT OF 1/8", UNLESS OTHERWISE APPROVED BY OWNER	7.7500 SF per PC 9.00 LB per SF 69.75 LB per PC 1 PC per BX 7.75 SF per BX 69.75 LB per BX	\$ 12.00 S/F
	PALFCWH2448	AL FRESCO CEMENT WHITE TEXTURED PORCELAIN RECTIFIED 24" x 48" x 3/4" PAVER NUMBER OF FACES 10 Actual Dimension: 23.62"x47.24" TECH SPECS: PER TCNA GUIDELINES, RUNNING BOND/BRICK JOINT PATTERNS TO BE SET WITH A MAX. OFFSET OF 33% AND MIN. GROUT JOINT OF 1/8", UNLESS OTHERWISE APPROVED BY OWNER	7.7500 SF per PC 9.00 LB per SF 69.75 LB per PC 1 PC per BX 7.75 SF per BX 69.75 LB per BX	\$ 12.00 S/F
	PALFSBEI24	AL FRESCO STONE BEIGE TEXTURED PORCELAIN NON-RECTIFIED 24" x 24" x 3/4" PAVER NUMBER OF FACES 37 Actual Dimension: 23.60"X23.60" TECH SPECS: PER TCNA GUIDELINES, RUNNING BOND/BRICK JOINT PATTERNS TO BE SET WITH A MAX. OFFSET OF 33% AND MIN. GROUT JOINT OF 1/8", UNLESS OTHERWISE APPROVED BY OWNER	3.8680 SF per PC 8.87 LB per SF 34.31 LB per PC 2 PC per BX 7.74 SF per BX 68.62 LB per BX	\$ 10.00 S/F
	PALFSBLK24	AL FRESCO STONE BLACK TEXTURED PORCELAIN NON-RECTIFIED 24" x 24" x 3/4" PAVER NUMBER OF FACES 37 Actual Dimension: 23.60"X23.60" TECH SPECS: PER TCNA GUIDELINES, RUNNING BOND/BRICK JOINT PATTERNS TO BE SET WITH A MAX. OFFSET OF 33% AND MIN. GROUT JOINT OF 1/8", UNLESS OTHERWISE APPROVED BY OWNER	3.8680 SF per PC 8.87 LB per SF 34.31 LB per PC 2 PC per BX 7.74 SF per BX 68.62 LB per BX	\$ 10.00 S/F
	PALFSGRYD2448	AL FRESCO STONE GREY DARK TEXTURED PORCELAIN RECTIFIED 24" x 48" x 3/4" PAVER NUMBER OF FACES 20 Actual Dimension: 23.62"x47.24" TECH SPECS: PER TCNA GUIDELINES, RUNNING BOND/BRICK JOINT PATTERNS TO BE SET WITH A MAX. OFFSET OF 33% AND MIN. GROUT JOINT OF 1/8", UNLESS OTHERWISE APPROVED BY OWNER	7.7500 SF per PC 9.00 LB per SF 69.75 LB per PC 1 PC per BX 7.75 SF per BX 69.75 LB per BX	\$ 12.00 S/F

BX (IN BOLD), SOLD IN FULL BOXES
TEAL, SPECIAL ORDER ITEMS
PURPLE, IN-HOUSE FABRICATION

LOT PHOTO APPROVAL
 INSTALLATION GUIDELINES

COMMODITY PRICING
 CUSTOM CUTTING

STONE LOOK PORCELAIN



IMAGE	CODE	DESCRIPTION	LIST	U/M
	PALFSGRYL2448	AL FRESCO STONE GREY LIGHT TEXTURED PORCELAIN RECTIFIED 24" x 48" x 3/4" PAVER NUMBER OF FACES 20 Actual Dimension: 23.62"x47.24" TECH SPECS: PER TCNA GUIDELINES, RUNNING BOND/BRICK JOINT PATTERNS TO BE SET WITH A MAX. OFFSET OF 33% AND MIN. GROUT JOINT OF 1/8", UNLESS OTHERWISE APPROVED BY OWNER	7.7500 SF per PC 9.00 LB per SF 69.75 LB per PC 1 PC per BX 7.75 SF per BX 69.75 LB per BX	\$ 12.00 S/F
	PALFSWH24	AL FRESCO STONE WHITE TEXTURED PORCELAIN NON-RECTIFIED 24" x 24" x 3/4" PAVER NUMBER OF FACES 37 Actual Dimension: 23.60"X23.60" TECH SPECS: PER TCNA GUIDELINES, RUNNING BOND/BRICK JOINT PATTERNS TO BE SET WITH A MAX. OFFSET OF 33% AND MIN. GROUT JOINT OF 1/8", UNLESS OTHERWISE APPROVED BY OWNER	3.8680 SF per PC 8.87 LB per SF 34.31 LB per PC 2 PC per BX 7.74 SF per BX 68.62 LB per BX	\$ 10.00 S/F
	PALLAP1632	ALLORA POLISHED PORCELAIN RECTIFIED 16" x 32" x 3/8" FIELD TILE NUMBER OF FACES 24 TECH SPECS: PER TCNA GUIDELINES, RUNNING BOND/BRICK JOINT PATTERNS TO BE SET WITH A MAX. OFFSET OF 33% AND MIN. GROUT JOINT OF 1/8", UNLESS OTHERWISE APPROVED BY OWNER	3.5600 SF per PC 4.44 LB per SF 15.81 LB per PC 3 PC per BX 10.68 SF per BX 47.42 LB per BX	\$ 13.00 S/F
	PBBMT32	BALKAN BEIGE MATTE PORCELAIN RECTIFIED 31-1/2" x 31-1/2" x 3/8" FIELD TILE Greater Than 30 Faces TECH SPECS: DCOF ACUTEST 0.47, 0.48, 0.49 TECH SPECS: RUNNING BOND/BRICK JOINT PATTERNS TO BE SET WITH A MAX. OFFSET OF 33% AND MIN. GROUT JOINT OF 1/8", UNLESS OTHERWISE APPROVED BY OWNER.	7.1100 SF per PC 4.41 LB per SF 31.36 LB per PC 2 PC per BX 14.22 SF per BX 62.71 LB per BX	\$ 10.50 S/F
	PBELGM30	BELGIUM BLUE MATTE PORCELAIN 30" x 30" x 3/8" FIELD TILE NUMBER OF FACES 20 Actual Dimension: 29.32" x 29.32" TECH SPECS: PER TCNA GUIDELINES, RUNNING BOND/BRICK JOINT PATTERNS TO BE SET WITH A MAX. OFFSET OF 33% AND MIN. GROUT JOINT OF 1/16", UNLESS OTHERWISE APPROVED BY OWNER	5.9690 SF per PC	\$ 9.00 S/F

BX (IN BOLD), SOLD IN FULL BOXES
TEAL, SPECIAL ORDER ITEMS
PURPLE, IN-HOUSE FABRICATION

LOT PHOTO APPROVAL
 INSTALLATION GUIDELINES

COMMODITY PRICING
 CUSTOM CUTTING

STONE LOOK PORCELAIN



IMAGE	CODE	DESCRIPTION	LIST	U/M
	PCALCUBT1238	CUBO VELLUTO CALACATTA GOLD TEXTURED PORCELAIN 12" x 38" x 3/8" FIELD TILE TECH SPECS: WALL USE ONLY	3.1700 SF per PC 4.30 LB per SF 13.63 LB per PC 4 PC per BX 12.68 SF per BX 54.52 LB per BX	\$ 12.00 S/F
	PCALMODM24	CALACATTA MODENA MATTE PORCELAIN RECTIFIED 24" x 24" x 3/8" FIELD TILE ***POLISHED SIZE IS SLIGHTLY SMALLER AND WILL NOT MODULATE WITH OTHER FINISHES IN THIS COLLECTION*** TECH SPECS: DCOF ACUTEST 0.72, 0.74, 0.71 PER TCNA GUIDELINES, RUNNING BOND/BRICK JOINT PATTERNS TO BE SET WITH A MAX. OFFSET OF 33% AND MIN. GROUT JOINT OF 1/8", UNLESS OTHERWISE APPROVED BY OWNER.	4.0000 SF per PC 4.30 LB per SF 17.20 LB per PC 4 PC per BX 16.00 SF per BX 68.80 LB per BX	\$ 9.00 S/F
	PCALMODP24	CALACATTA MODENA POLISHED PORCELAIN RECTIFIED 24" x 24" x 3/8" FIELD TILE ***POLISHED SIZE IS SLIGHTLY SMALLER AND WILL NOT MODULATE WITH OTHER FINISHES IN THIS COLLECTION*** TECH SPECS: PER TCNA GUIDELINES, RUNNING BOND/BRICK JOINT PATTERNS TO BE SET WITH A MAX. OFFSET OF 33% AND MIN. GROUT JOINT OF 1/8", UNLESS OTHERWISE APPROVED BY OWNER.	4.0000 SF per PC 4.30 LB per SF 17.20 LB per PC 4 PC per BX 16.00 SF per BX 68.80 LB per BX	\$ 11.50 S/F
	PCALMODT24	CALACATTA MODENA TEXTURED PORCELAIN RECTIFIED 24" x 24" x 3/8" FIELD TILE ***POLISHED SIZE IS SLIGHTLY SMALLER AND WILL NOT MODULATE WITH OTHER FINISHES IN THIS COLLECTION*** TECH SPECS: DCOF ACUTEST 0.63, 0.60, 0.61 PER TCNA GUIDELINES, RUNNING BOND/BRICK JOINT PATTERNS TO BE SET WITH A MAX. OFFSET OF 33% AND MIN. GROUT JOINT OF 1/8", UNLESS OTHERWISE APPROVED BY OWNER.	4.0000 SF per PC 4.30 LB per SF 17.20 LB per PC 4 PC per BX 16.00 SF per BX 68.80 LB per BX	\$ 9.00 S/F
	PCSCAM1224	CARRARA SELECT CARRARA ARABESCATO MATTE PORCELAIN RECTIFIED 12" x 24" x 5/16" FIELD TILE NUMBER OF FACES 10 TECH SPECS: DCOF ACUTEST WET 0.42 OR GREATER TECH SPECS: PER TCNA GUIDELINES, RUNNING BOND/BRICK JOINT PATTERNS TO BE SET WITH A MAX. OFFSET OF 33% AND MIN. GROUT JOINT OF 1/8", UNLESS OTHERWISE APPROVED BY OWNER.	1.9687 SF per PC 3.56 LB per SF 7.01 LB per PC 8 PC per BX 15.75 SF per BX 56.07 LB per BX	\$ 7.00 S/F











BX (IN BOLD), SOLD IN FULL BOXES
TEAL, SPECIAL ORDER ITEMS
PURPLE, IN-HOUSE FABRICATION

LOT PHOTO APPROVAL
 INSTALLATION GUIDELINES

COMMODITY PRICING
 CUSTOM CUTTING



STONE LOOK PORCELAIN



IMAGE	CODE	DESCRIPTION	LIST	U/M
	PCSCBM1224	CARRARA SELECT CARRARA BLU MATTE PORCELAIN RECTIFIED 12" x 24" x 5/16" FIELD TILE NUMBER OF FACES 10 TECH SPECS: DCOF ACUTEST WET 0.42 OR GREATER TECH SPECS: PER TCNA GUIDELINES, RUNNING BOND/BRICK JOINT PATTERNS TO BE SET WITH A MAX. OFFSET OF 33% AND MIN. GROUT JOINT OF 1/8", UNLESS OTHERWISE APPROVED BY OWNER.	1.9687 SF per PC 3.56 LB per SF 7.01 LB per PC 8 PC per BX 15.75 SF per BX 56.07 LB per BX	\$ 7.00 S/F 
	PCSCVM1224	CARRARA SELECT CARRARA VENATO MATTE PORCELAIN RECTIFIED 12" x 24" x 5/16" FIELD TILE NUMBER OF FACES 10 TECH SPECS: DCOF ACUTEST WET 0.42 OR GREATER TECH SPECS: PER TCNA GUIDELINES, RUNNING BOND/BRICK JOINT PATTERNS TO BE SET WITH A MAX. OFFSET OF 33% AND MIN. GROUT JOINT OF 1/8", UNLESS OTHERWISE APPROVED BY OWNER.	1.9687 SF per PC 3.56 LB per SF 7.01 LB per PC 8 PC per BX 15.75 SF per BX 56.07 LB per BX	\$ 7.00 S/F 
	PMFBDP30	MAX FINE BIANCO DOLOMITI POLISHED PORCELAIN 29 1/2" x 29 1/2" x 1/4" FIELD TILE This product should be installed by factory trained installers and fabricators according to the Large Porcelain Panel Manual which is available through your sales representative. TECH SPECS: FLOOR APPLICATION- CONCRETE SLAB SUBSTRATE ONLY, LEVEL TO WITHIN 1/8" IN 10 FT. INSTALL	6.0400 SF per PC 1.96 LB per SF 11.84 LB per PC 3 PC per BX 18.12 SF per BX 35.52 LB per BX	\$ 23.50 S/F 
	PMFLCP30	MAX FINE LINCOLN CALACATTA POLISHED PORCELAIN 29 1/2" x 29 1/2" x 1/4" FIELD TILE This product should be installed by factory trained installers and fabricators according to the Large Porcelain Panel Manual which is available through your sales representative. TECH SPECS: FLOOR APPLICATION- CONCRETE SLAB SUBSTRATE ONLY, LEVEL TO WITHIN 1/8" IN 10 FT. INSTALL WITH MAPEI ULTRAFLEX LFT. TECH SPECS: WALL APPLICATION - OVER 20 FT. IN HEIGHT; REQUIRES USE OF CLIPS.INSTALL WITH MAPEI GRANIRAPID SYSTEM	6.0400 SF per PC 1.96 LB per SF 11.84 LB per PC 3 PC per BX 18.12 SF per BX 35.52 LB per BX	\$ 22.00 S/F 
	PSLBCGAP	MAX FINE BOOKMATCH A CALACATTA GOLD POLISHED PORCELAIN 59" x 118-1/4" x 1/4" SLAB This product should be installed by factory trained installers and fabricators according to the Large Porcelain Panel Manual which is available through your sales representative. TECH SPECS: FLOOR APPLICATION - CONCRETE SLAB SUBSTRATE ONLY, LEVEL TO WITHIN 1/8" IN 10 FT. INSTALL WITH MAPEI ULTRAFLEX LFT. TECH SPECS: WALL APPLICATION - OVER 20 FT. IN HEIGHT; REQUIRES USE OF CLIPS.INSTALL WITH MAPEI GRANIRAPID SYSTEM	48.4500 SF per PC 2.67 LB per SF 129.36 LB per PC	\$ 34.00 S/F 

BX (IN BOLD), SOLD IN FULL BOXES
TEAL, SPECIAL ORDER ITEMS
PURPLE, IN-HOUSE FABRICATION

 LOT PHOTO APPROVAL
 INSTALLATION GUIDELINES

 COMMODITY PRICING
 CUSTOM CUTTING

STONE LOOK PORCELAIN



IMAGE	CODE	DESCRIPTION	LIST	U/M
	PSLBCGBP	<p>MAX FINE BOOKMATCH B CALACATTA GOLD POLISHED PORCELAIN 59" x 118-1/4" x 1/4" SLAB</p> <p>This product should be installed by factory trained installers and fabricators according to the Large Porcelain Panel Manual which is available through your sales representative.</p> <p>TECH SPECS: FLOOR APPLICATION - CONCRETE SLAB SUBSTRATE ONLY, LEVEL TO WITHIN 1/8" IN 10 FT. INSTALL WITH MAPEI ULTRAFLEX LFT. TECH SPECS: WALL APPLICATION - OVER 20 FT. IN HEIGHT; REQUIRES USE OF CLIPS. INSTALL WITH MAPEI GRANIRAPID SYSTEM</p>	<p>48.4500 SF per PC</p> <p>2.67 LB per SF</p> <p>129.36 LB per PC</p> <p>\$ 34.00 S/F</p>	
	PSLBCGRDMH	<p>MAX FINE RANDOM CALACATTA GOLD MATTE PORCELAIN 59" x 118-1/4" x 1/4" SLAB</p> <p>This product should be installed by factory trained installers and fabricators according to the Large Porcelain Panel Manual which is available through your sales representative.</p> <p>TECH SPECS: FLOOR APPLICATION - CONCRETE SLAB SUBSTRATE ONLY, LEVEL TO WITHIN 1/8" IN 10 FT. INSTALL WITH MAPEI ULTRAFLEX LFT. WALL APPLICATION - OVER 20 FT. IN HEIGHT; REQUIRES USE OF CLIPS. INSTALL WITH MAPEI GRANIRAPID SYSTEM</p>	<p>48.4500 SF per PC</p> <p>2.67 LB per SF</p> <p>129.36 LB per PC</p> <p>\$ 29.75 S/F</p>	
	PSLBCGRDMP	<p>MAX FINE RANDOM CALACATTA GOLD POLISHED PORCELAIN 59" x 118-1/4" x 1/4" SLAB</p> <p>This product should be installed by factory trained installers and fabricators according to the Large Porcelain Panel Manual which is available through your sales representative.</p> <p>TECH SPECS: FLOOR APPLICATION - CONCRETE SLAB SUBSTRATE ONLY, LEVEL TO WITHIN 1/8" IN 10 FT. INSTALL WITH MAPEI ULTRAFLEX LFT. WALL APPLICATION - OVER 20 FT. IN HEIGHT; REQUIRES USE OF CLIPS. INSTALL WITH MAPEI GRANIRAPID SYSTEM</p>	<p>48.4500 SF per PC</p> <p>2.67 LB per SF</p> <p>129.36 LB per PC</p> <p>\$ 33.00 S/F</p>	
	PSLBDP	<p>MAX FINE BIANCO DOLOMITI POLISHED PORCELAIN 59" x 118-1/4" x 1/4" SLAB</p> <p>This product should be installed by factory trained installers and fabricators according to the Large Porcelain Panel Manual which is available through your sales representative.</p> <p>TECH SPECS: FLOOR APPLICATION - CONCRETE SLAB SUBSTRATE ONLY, LEVEL TO WITHIN 1/8" IN 10 FT. INSTALL WITH MAPEI ULTRAFLEX LFT. WALL APPLICATION - OVER 20 FT. IN HEIGHT; REQUIRES USE OF CLIPS. INSTALL WITH MAPEI GRANIRAPID SYSTEM</p>	<p>48.4500 SF per PC</p> <p>\$ 33.00 S/F</p>	
	PSLLCP	<p>MAX FINE LINCOLN CALACATTA POLISHED PORCELAIN 59" x 118-1/4" x 1/4" SLAB</p> <p>This product should be installed by factory trained installers and fabricators according to the Large Porcelain Panel Manual which is available through your sales representative.</p> <p>TECH SPECS: FLOOR APPLICATION - CONCRETE SLAB SUBSTRATE ONLY, LEVEL TO WITHIN 1/8" IN 10 FT. INSTALL WITH MAPEI ULTRAFLEX LFT. WALL APPLICATION - OVER 20 FT. IN HEIGHT; REQUIRES USE OF CLIPS. INSTALL WITH MAPEI GRANIRAPID SYSTEM</p>	<p>48.4500 SF per PC</p> <p>\$ 33.00 S/F</p>	

BX (IN BOLD), SOLD IN FULL BOXES
TEAL, SPECIAL ORDER ITEMS
PURPLE, IN-HOUSE FABRICATION

LOT PHOTO APPROVAL
 INSTALLATION GUIDELINES

COMMODITY PRICING
 CUSTOM CUTTING

STONE LOOK PORCELAIN



IMAGE	CODE	DESCRIPTION	LIST	U/M
	PSTFBP24	FOUSSANA BEIGE HIGH HONED/UNDULATED PORCELAIN RECTIFIED 24" x 24" x 3/8" FIELD TILE HIGH HONED FINISH PEI IV TECH SPECS: DCOF ACUTEST WET 0.42 OR GREATER TECH SPECS: PER TCNA GUIDELINES, RUNNING BOND/BRICK JOINT PATTERNS TO BE SET WITH A MAX. OFFSET OF 33% AND MIN. GROUT JOINT OF 1/8", UNLESS OTHERWISE APPROVED BY OWNER	4.0000 SF per PC 4.65 LB per SF 18.60 LB per PC 3 PC per BX 12.00 SF per BX 55.80 LB per BX	\$ 11.00 S/F
	PSTFBP324BN	FOUSSANA BEIGE HIGH HONED/UNDULATED PORCELAIN LONG SIDE 3" x 24" x 3/8" BULLNOSE HIGH HONED FINISH	2.0000 LF per PC 2.21 LB per LF 4.42 LB per PC 20 PC per BX 40.00 LF per BX 88.40 LB per BX	\$ 19.00 EA
	PSTFGP24	FOUSSANA GREY HIGH HONED/UNDULATED PORCELAIN RECTIFIED 24" x 24" x 3/8" FIELD TILE HIGH HONED FINISH PEI IV TECH SPECS: DCOF ACUTEST WET 0.42 OR GREATER TECH SPECS: PER TCNA GUIDELINES, RUNNING BOND/BRICK JOINT PATTERNS TO BE SET WITH A MAX. OFFSET OF 33% AND MIN. GROUT JOINT OF 1/8", UNLESS OTHERWISE APPROVED BY OWNER	4.0000 SF per PC 4.65 LB per SF 18.60 LB per PC 3 PC per BX 12.00 SF per BX 55.80 LB per BX	\$ 11.00 S/F
	PSTFGP324BN	FOUSSANA GREY HIGH HONED/UNDULATED PORCELAIN LONG SIDE 3" x 24" x 3/8" BULLNOSE HIGH HONED FINISH	2.0000 LF per PC 2.21 LB per LF 4.42 LB per PC 20 PC per BX 40.00 LF per BX 88.40 LB per BX	\$ 19.00 EA
	PSTSMP1224	SMOKE GREY HIGH HONED/UNDULATED PORCELAIN RECTIFIED 12" x 24" x 3/8" FIELD TILE HIGH HONED FINISH NUMBER OF FACES 20 PEI IV TECH SPECS: DCOF ACUTEST WET 0.42,0.41,0.42 TECH SPECS: PER TCNA GUIDELINES, RUNNING BOND/BRICK JOINT PATTERNS TO BE SET WITH A MAX. OFFSET OF 33% AND MIN. GROUT JOINT OF 1/8", UNLESS OTHERWISE APPROVED BY OWNER	2.0000 SF per PC 4.65 LB per SF 9.30 LB per PC 6 PC per BX 12.00 SF per BX 55.80 LB per BX	\$ 11.00 S/F

BX (IN BOLD), SOLD IN FULL BOXES
TEAL, SPECIAL ORDER ITEMS
PURPLE, IN-HOUSE FABRICATION

LOT PHOTO APPROVAL
 INSTALLATION GUIDELINES

COMMODITY PRICING
 CUSTOM CUTTING

STONE LOOK PORCELAIN



IMAGE	CODE	DESCRIPTION	LIST	U/M
	PSTSMP324BN	SMOKE GREY HIGH HONED/UNDULATED PORCELAIN LONG SIDE 3" x 24" x 3/8" BULLNOSE HIGH HONED FINISH	2.0000 LF per PC 2.21 LB per LF 4.42 LB per PC 20 PC per BX 40.00 LF per BX 88.40 LB per BX	\$ 19.00 EA
	PTIVBEH1224	TIVOLI BEIGE MATTE PORCELAIN RECTIFIED 12" x 24" x 3/8" FIELD TILE CAN BE CUSTOM CUT FROM 2" X 2" AND LARGER TECH SPECS: ASTM C-1028 STATIC COEFFICIENT OF FRICTION DRY 0.60 OR GREATER / WET 0.60 OR GREATER TECH SPECS: PER TCNA GUIDELINES, RUNNING BOND/BRICK JOINT PATTERNS TO BE SET WITH A MAX. OFFSET OF 33% AND MIN. GROUT JOINT OF 1/8", UNLESS OTHERWISE APPROVED BY OWNER	2.0000 SF per PC 4.40 LB per SF 8.80 LB per PC 6 PC per BX 12.00 SF per BX 52.80 LB per BX	\$ 8.50 S/F
	PTIVBEHBN	TIVOLI BEIGE MATTE PORCELAIN LONG SIDE 2-3/4" x 12" x 3/8" BULLNOSE TECH SPECS: ASTM C-1028 SCOF TEST DATA AVAILABLE: PER TCNA GUIDELINES, RUNNING BOND/BRICK JOINT PATTERNS TO BE SET WITH A MAX. OFFSET OF 33% AND MIN. GROUT JOINT OF 1/8", UNLESS OTHERWISE APPROVED BY OWNER	1.0000 LF per PC 0.87 LB per LF 0.87 LB per PC 50 PC per BX 50.00 LF per BX 43.50 LB per BX	\$ 6.50 EA
	PTIVBEHMSJ5	TIVOLI BEIGE MATTE PORCELAIN 2" X 2" X 3/8" STRAIGHT JOINT 5.0CM MOSAIC ROW INFO: 6 ROWS OF 6 (36 PIECES PER SHEET) SHEET COVERAGE AREA: 11-3/8" x 11-3/8" x 3/8" (0.9000 SF/PC)	0.9000 SF per PC 5.00 LB per SF 4.50 LB per PC 10 PC per BX 9.00 SF per BX 45.00 LB per BX	\$ 28.00 S/F
	PTIVSLH1224	TIVOLI SILVER MATTE PORCELAIN RECTIFIED 12" x 24" x 3/8" FIELD TILE CAN BE CUSTOM CUT FROM 2" X 2" AND LARGER TECH SPECS: ASTM C-1028 STATIC COEFFICIENT OF FRICTION DRY 0.60 OR GREATER / WET 0.60 OR GREATER TECH SPECS: PER TCNA GUIDELINES, RUNNING BOND/BRICK JOINT PATTERNS TO BE SET WITH A MAX. OFFSET OF 33% AND MIN. GROUT JOINT OF 1/8", UNLESS OTHERWISE APPROVED BY OWNER	2.0000 SF per PC 4.40 LB per SF 8.80 LB per PC 6 PC per BX 12.00 SF per BX 52.80 LB per BX	\$ 8.50 S/F

BX (IN BOLD), SOLD IN FULL BOXES
TEAL, SPECIAL ORDER ITEMS
PURPLE, IN-HOUSE FABRICATION

LOT PHOTO APPROVAL
 INSTALLATION GUIDELINES

COMMODITY PRICING
 CUSTOM CUTTING

STONE LOOK PORCELAIN



IMAGE	CODE	DESCRIPTION	LIST	U/M
	PTIVSLHBN	TIVOLI SILVER MATTE PORCELAIN LONG SIDE 2-3/4" x 12" x 3/8" BULLNOSE	1.0000 LF per PC 0.95 LB per LF 0.95 LB per PC 50 PC per BX 50.00 LF per BX 47.50 LB per BX	\$ 6.50 EA
	PTIVSLHMSJ5	TIVOLI SILVER MATTE PORCELAIN 2" X 2" X 3/8" STRAIGHT JOINT 5.0CM MOSAIC ROW INFO: 6 ROWS OF 6 (36 PIECES PER SHEET) SHEET COVERAGE AREA: 11-3/8' x 11-3/8" x 3/8" (0.9000 SF/PC)	0.9000 SF per PC 5.00 LB per SF 4.50 LB per PC 10 PC per BX 9.00 SF per BX 45.00 LB per BX	\$ 28.00 S/F
	PTRVBKM2448	TREVI NERO NATURAL PORCELAIN RECTIFIED 24" x 48" x 3/8" FIELD TILE NUMBER OF FACES 30 Actual Dimension: 23-7/16" x 47" TECH SPECS: DCOF ACUTEST: 0.56,0.53,0.51 PER TCNA GUIDELINES, RUNNING BOND/BRICK JOINT PATTERNS TO BE SET WITH A MAX. OFFSET OF 33% AND MIN. GROUT JOINT OF 1/8", UNLESS OTHERWISE APPROVED BY OWNER	7.6497 SF per PC 3.15 LB per SF 24.10 LB per PC 2 PC per BX 15.30 SF per BX 48.19 LB per BX	\$ 9.75 S/F
	PTRVBKP2448	TREVI NERO POLISHED PORCELAIN RECTIFIED 24" x 48" x 3/8" FIELD TILE NUMBER OF FACES 30 Actual Dimension: 23-7/16" x 47" TECH SPECS: PER TCNA GUIDELINES, RUNNING BOND/BRICK JOINT PATTERNS TO BE SET WITH A MAX. OFFSET OF 33% AND MIN. GROUT JOINT OF 1/8", UNLESS OTHERWISE APPROVED BY OWNER	7.6497 SF per PC 3.15 LB per SF 24.10 LB per PC 2 PC per BX 15.30 SF per BX 48.19 LB per BX	\$ 12.00 S/F
	PTRVWHM2448	TREVI BIANCO NATURAL PORCELAIN RECTIFIED 24" x 48" x 3/8" FIELD TILE NUMBER OF FACES 30 Actual Dimension: 23-7/16" x 47" TECH SPECS: DCOF ACUTEST: 0.56,0.53,0.51 PER TCNA GUIDELINES, RUNNING BOND/BRICK JOINT PATTERNS TO BE SET WITH A MAX. OFFSET OF 33% AND MIN. GROUT JOINT OF 1/8", UNLESS OTHERWISE APPROVED BY OWNER	7.6497 SF per PC 3.15 LB per SF 24.10 LB per PC 2 PC per BX 15.30 SF per BX 48.19 LB per BX	\$ 9.75 S/F

BX (IN BOLD), SOLD IN FULL BOXES
TEAL, SPECIAL ORDER ITEMS
PURPLE, IN-HOUSE FABRICATION











LOT PHOTO APPROVAL
 INSTALLATION GUIDELINES

COMMODITY PRICING
 CUSTOM CUTTING

STONE LOOK



PORCELAIN



IMAGE	CODE	DESCRIPTION	LIST	U/M
	PTRVWHP2448	TREVI BIANCO POLISHED PORCELAIN RECTIFIED 24" x 48" x 3/8" FIELD TILE NUMBER OF FACES 30 Actual Dimension: 23-7/16" x 47" TECH SPECS: PER TCNA GUIDELINES, RUNNING BOND/BRICK JOINT PATTERNS TO BE SET WITH A MAX. OFFSET OF 33% AND MIN. GROUT JOINT OF 1/8", UNLESS OTHERWISE APPROVED BY OWNER	7.6497 SF per PC 3.15 LB per SF 24.10 LB per PC 2 PC per BX 15.30 SF per BX 48.19 LB per BX	\$ 12.00 S/F 
	PWDOLM1224	WHITE DOLOMITI MATTE PORCELAIN RECTIFIED 11-13/16" x 23-5/8" x 7/16" FIELD TILE Actual Dimension: 11-13/16" x 23 -5/8" NUMBER OF FACES 48 PEI 4 CANNOT BE CUSTOM CUT SMALLER THAN 3" X 3" (8CM) TECH SPECS: DCOF ACUTEST: 0.47, 0.48, 0.48 PER TCNA GUIDELINES, RUNNING BOND/BRICK JOINT PATTERNS TO BE SET WITH A MAX. OFFSET OF 33% AND MIN. GROUT JOINT OF 1/16', UNLESS OTHERWISE APPROVED BY OWNER	1.9380 SF per PC 5.20 LB per SF 10.08 LB per PC 6 PC per BX 11.63 SF per BX 60.47 LB per BX	\$ 9.00 S/F 
	PWDOLMBN	WHITE DOLOMITI MATTE PORCELAIN LONG SIDE 2-3/4" x 23-5/8" x 7/16" BULLNOSE ROW INFO: LONG	2.0000 LF per PC 2.20 LB per LF 4.40 LB per PC 15 PC per BX 30.00 LF per BX 66.00 LB per BX	\$ 18.00 EA 
	PWDOLMHB	WHITE DOLOMITI MATTE PORCELAIN 5/8" X 5-3/4" HERRINGBONE MOSAIC INTERLOCKING SHEET ROW INFO: 12 ROWS OF 4 (48 PIECES PER SHEET) SHEET COVERAGE AREA: 16-5/16" x 11-13/16" x 7/16" (1.3380 SF/PC)	1.3380 SF per PC 5.20 LB per SF 6.96 LB per PC 10 PC per BX 13.38 SF per BX 69.58 LB per BX	\$ 21.50 S/F 
	PWDOLMSJ5	WHITE DOLOMITI MATTE PORCELAIN 2" X 2" X 3/8" STRAIGHT JOINT 5.0CM MOSAIC INTERLOCKING SHEET ROW INFO: 6 ROWS OF 6 (36 PIECES PER SHEET) SHEET COVERAGE AREA: 11- 7/16" x 9-15/16" x 7/16" (0.7900 SF/PC)	0.7900 SF per PC 5.20 LB per SF 4.11 LB per PC 10 PC per BX 7.90 SF per BX 41.08 LB per BX	\$ 17.50 S/F 

BX (IN BOLD), SOLD IN FULL BOXES
 TEAL, SPECIAL ORDER ITEMS
 PURPLE, IN-HOUSE FABRICATION










 LOT PHOTO APPROVAL
 INSTALLATION GUIDELINES

 COMMODITY PRICING
 CUSTOM CUTTING

TEX HEX



PORCELAIN



IMAGE	CODE	DESCRIPTION	LIST	U/M
	PTHXBK13	TEX HEX BLACK MATTE PORCELAIN 13-5/8" x 13-5/8" x 3/8" FIELD TILE HEXAGON TECH SPECS: DCOF ACUTEST 0.42 OR GREATER TECH SPECS: PEI IV	1.1200 SF per PC 4.70 LB per SF 5.26 LB per PC 9 PC per BX 10.08 SF per BX 47.38 LB per BX	\$ 9.50 S/F 
	PTHXCR13	TEX HEX CREAM MATTE PORCELAIN 13-5/8" x 13-5/8" x 3/8" FIELD TILE HEXAGON TECH SPECS: DCOF ACUTEST 0.42 OR GREATER TECH SPECS: PEI IV	1.1200 SF per PC 4.70 LB per SF 5.26 LB per PC 9 PC per BX 10.08 SF per BX 47.38 LB per BX	\$ 9.50 S/F 
	PTHXFDBK13	TEX HEX FLOWER BLACK MIXED FINISH PORCELAIN 13-5/8" x 13-5/8" x 3/8" FIELD DECORATIVE HEXAGON TECH SPECS: DCOF ACUTEST 0.42 OR GREATER TECH SPECS: PEI IV	1.1200 SF per PC 4.70 LB per SF 5.26 LB per PC 5 PC per BX 5.60 SF per BX 26.32 LB per BX	\$ 22.50 S/F 
	PTHXFDCR13	TEX HEX FLOWER CREAM MIXED FINISH PORCELAIN 13-5/8" x 13-5/8" x 3/8" FIELD DECORATIVE HEXAGON TECH SPECS: DCOF ACUTEST 0.42 OR GREATER TECH SPECS: PEI IV	1.1200 SF per PC 4.70 LB per SF 5.26 LB per PC 5 PC per BX 5.60 SF per BX 26.32 LB per BX	\$ 22.50 S/F 
	PTHXLDBK13	TEX HEX LINES BLACK MIXED FINISH PORCELAIN 13-5/8" x 13-5/8" x 3/8" FIELD DECORATIVE HEXAGON TECH SPECS: DCOF ACUTEST 0.42 OR GREATER TECH SPECS: PEI IV	1.1200 SF per PC 4.70 LB per SF 5.26 LB per PC 5 PC per BX 5.60 SF per BX 26.32 LB per BX	\$ 22.50 S/F 

BX (IN BOLD), SOLD IN FULL BOXES
 TEAL, SPECIAL ORDER ITEMS
 PURPLE, IN-HOUSE FABRICATION



 LOT PHOTO APPROVAL
 INSTALLATION GUIDELINES

 COMMODITY PRICING
 CUSTOM CUTTING

TEX HEX


PORCELAIN



IMAGE	CODE	DESCRIPTION	LIST	U/M
	<p>PTHXLDCR13</p>	<p>TEX HEX LINES CREAM MIXED FINISH PORCELAIN 13-5/8" x 13-5/8" x 3/8" FIELD DECORATIVE HEXAGON</p> <p>TECH SPECS: DCOF ACUTEST 0.42 OR GREATER TECH SPECS: PEI V</p>	<p>1.1200 SF per PC 4.70 LB per SF 5.26 LB per PC 5 PC per BX 5.60 SF per BX 26.32 LB per BX</p>	<p>\$ 22.50 S/F</p> 

BX (IN BOLD), SOLD IN FULL BOXES
 TEAL, SPECIAL ORDER ITEMS
 PURPLE, IN-HOUSE FABRICATION







 LOT PHOTO APPROVAL
 INSTALLATION GUIDELINES

 COMMODITY PRICING
 CUSTOM CUTTING

TIMEWORN

PORCELAIN



IMAGE	CODE	DESCRIPTION	LIST	U/M
	PTWGRYDM24	<p>TIMEWORN DARK GREY MATTE PORCELAIN RECTIFIED 23-5/8" x 23-5/8" x 3/8" FIELD TILE</p> <p>TECH SPECS: DCOF ACUTEST: 0.58, 0.55, 0.59 TECH SPECS: PER TCNA GUIDELINES, RUNNING BOND/BRICK JOINT PATTERNS TO BE SET WITH A MAX. OFFSET OF 33% AND MIN. GROUT JOINT OF 1/8", UNLESS OTHERWISE</p>	<p>3.8750 SF per PC 4.75 LB per SF 18.41 LB per PC 3 PC per BX 11.63 SF per BX 55.22 LB per BX</p>	<p>\$ 8.00 S/F</p> 
	PTWGRYLM24	<p>TIMEWORN LIGHT GREY MATTE PORCELAIN RECTIFIED 23-5/8" x 23-5/8" x 3/8" FIELD TILE</p> <p>TECH SPECS: DCOF ACUTEST: 0.58, 0.55, 0.59 TECH SPECS: PER TCNA GUIDELINES, RUNNING BOND/BRICK JOINT PATTERNS TO BE SET WITH A MAX. OFFSET OF 33% AND MIN. GROUT JOINT OF 1/8", UNLESS OTHERWISE</p>	<p>3.8750 SF per PC 4.75 LB per SF 18.41 LB per PC 3 PC per BX 11.63 SF per BX 55.22 LB per BX</p>	<p>\$ 8.00 S/F</p> 
	PTWWHM24	<p>TIMEWORN WHITE MATTE PORCELAIN RECTIFIED 23-5/8" x 23-5/8" x 3/8" FIELD TILE</p> <p>TECH SPECS: DCOF ACUTEST: 0.58, 0.55, 0.59 TECH SPECS: PER TCNA GUIDELINES, RUNNING BOND/BRICK JOINT PATTERNS TO BE SET WITH A MAX. OFFSET OF 33% AND MIN. GROUT JOINT OF 1/8", UNLESS OTHERWISE</p>	<p>3.8750 SF per PC 4.75 LB per SF 18.41 LB per PC 3 PC per BX 11.63 SF per BX 55.22 LB per BX</p>	<p>\$ 8.00 S/F</p> 

BX (IN BOLD), SOLD IN FULL BOXES
 TEAL, SPECIAL ORDER ITEMS
 PURPLE, IN-HOUSE FABRICATION

 LOT PHOTO APPROVAL
 INSTALLATION GUIDELINES













 COMMODITY PRICING
 CUSTOM CUTTING



IMAGE	CODE	DESCRIPTION	LIST	U/M
	PTIVBEHMSJ5	TIVOLI BEIGE MATTE PORCELAIN 2" X 2" X 3/8" STRAIGHT JOINT 5.0CM MOSAIC ROW INFO: 6 ROWS OF 6 (36 PIECES PER SHEET) SHEET COVERAGE AREA: 11-3/8" x 11-3/8" x 3/8" (0.9000 SF/PC)	0.9000 SF per PC 5.00 LB per SF 4.50 LB per PC 10 PC per BX 9.00 SF per BX 45.00 LB per BX	\$ 28.00 S/F 
	PTIVBEHBN	TIVOLI BEIGE MATTE PORCELAIN LONG SIDE 2-3/4" x 12" x 3/8" BULLNOSE	1.0000 LF per PC 0.87 LB per LF 0.87 LB per PC 50 PC per BX 50.00 LF per BX 43.50 LB per BX	\$ 6.50 EA 
	PTIVBEH1224	TIVOLI BEIGE MATTE PORCELAIN RECTIFIED 12" x 24" x 3/8" FIELD TILE CAN BE CUSTOM CUT FROM 2" X 2" AND LARGER TECH SPECS: ASTM C-1028 STATIC COEFFICIENT OF FRICTION DRY 0.60 OR GREATER / WET 0.60 OR GREATER TECH SPECS: PER TCNA GUIDELINES, RUNNING BOND/BRICK JOINT PATTERNS TO BE SET WITH A MAX. OFFSET OF 33%	2.0000 SF per PC 4.40 LB per SF 8.80 LB per PC 6 PC per BX 12.00 SF per BX 52.80 LB per BX	\$ 8.50 S/F 
	PTIVSLHMSJ5	TIVOLI SILVER MATTE PORCELAIN 2" X 2" X 3/8" STRAIGHT JOINT 5.0CM MOSAIC ROW INFO: 6 ROWS OF 6 (36 PIECES PER SHEET) SHEET COVERAGE AREA: 11-3/8" x 11-3/8" x 3/8" (0.9000 SF/PC)	0.9000 SF per PC 5.00 LB per SF 4.50 LB per PC 10 PC per BX 9.00 SF per BX 45.00 LB per BX	\$ 28.00 S/F 
	PTIVSLHBN	TIVOLI SILVER MATTE PORCELAIN LONG SIDE 2-3/4" x 12" x 3/8" BULLNOSE TECH SPECS: ASTM C-1028 SCOF TEST DATA AVAILABLE: PER TCNA GUIDELINES, RUNNING BOND/BRICK JOINT PATTERNS TO BE SET WITH A MAX. OFFSET OF 33% AND MIN. GROUT JOINT OF 1/8", UNLESS OTHERWISE APPROVED BY OWNER	1.0000 LF per PC 0.95 LB per LF 0.95 LB per PC 50 PC per BX 50.00 LF per BX 47.50 LB per BX	\$ 6.50 EA 

BX (IN BOLD), SOLD IN FULL BOXES
 TEAL, SPECIAL ORDER ITEMS
 PURPLE, IN-HOUSE FABRICATION

 LOT PHOTO APPROVAL
 INSTALLATION GUIDELINES





 COMMODITY PRICING
 CUSTOM CUTTING



IMAGE	CODE	DESCRIPTION	LIST	U/M
	<p>PTIVSLH1224</p>	<p>TIVOLI SILVER MATTE PORCELAIN RECTIFIED 12" x 24" x 3/8" FIELD TILE</p> <p>CAN BE CUSTOM CUT FROM 2" X 2" AND LARGER</p> <p>TECH SPECS: ASTM C-1028 STATIC COEFFICIENT OF FRICTION DRY 0.60 OR GREATER / WET 0.60 OR GREATER</p> <p>TECH SPECS: PER TCNA GUIDELINES, RUNNING BOND/BRICK JOINT PATTERNS TO BE SET WITH A MAX. OFFSET OF 33%</p>	<p>2.0000 SF per PC</p> <p>4.40 LB per SF</p> <p>8.80 LB per PC</p> <p>6 PC per BX</p> <p>12.00 SF per BX</p> <p>52.80 LB per BX</p>	<p>\$ 8.50 S/F</p> 

BX (IN BOLD), SOLD IN FULL BOXES
 TEAL, SPECIAL ORDER ITEMS
 PURPLE, IN-HOUSE FABRICATION



LOT PHOTO APPROVAL



INSTALLATION GUIDELINES



COMMODITY PRICING



CUSTOM CUTTING

PORCELAIN TECH DATA









TIVOLI



Material Name	Test Name	Test Description	Test Results	Industry Standard
Beige	ASTM C 1028	Static Coefficient of Friction: Dry	> 0.60	PEI 4 - Medium Commercial, light industrial, moderate soiling. Water Absorption ≤ 0.1 Resistance to low concentrations of acids and alkali - GLA
	ASTM C 1028	Static Coefficient of Friction: Wet	> 0.60	
Cafe	ASTM C 1028	Static Coefficient of Friction: Dry	> 0.60	
	ASTM C 1028	Static Coefficient of Friction: Wet	> 0.60	
Silver	ASTM C 1028	Static Coefficient of Friction: Dry	> 0.60	
	ASTM C 1028	Static Coefficient of Friction: Wet	> 0.60	

TREVI PORCELAIN



IMAGE	CODE	DESCRIPTION	LIST	U/M
	PTRVBKM2448	TREVI NERO NATURAL PORCELAIN RECTIFIED 24" x 48" x 3/8" FIELD TILE NUMBER OF FACES 30 Actual Dimension: 23-7/16" x 47" TECH SPECS: DCOF ACUTEST: 0.56,0.53,0.51 PER TCNA GUIDELINES, RUNNING BOND/BRICK JOINT PATTERNS TO BE SET WITH A MAX. OFFSET OF 33% AND MIN. GROUT JOINT OF 1/8", UNLESS OTHERWISE APPROVED BY OWNER	7.6497 SF per PC 3.15 LB per SF 24.10 LB per PC 2 PC per BX 15.30 SF per BX 48.19 LB per BX	\$ 9.75 S/F 
	PTRVBKP2448	TREVI NERO POLISHED PORCELAIN RECTIFIED 24" x 48" x 3/8" FIELD TILE NUMBER OF FACES 30 Actual Dimension: 23-7/16" x 47" TECH SPECS: PER TCNA GUIDELINES, RUNNING BOND/BRICK JOINT PATTERNS TO BE SET WITH A MAX. OFFSET OF 33% AND MIN. GROUT JOINT OF 1/8", UNLESS OTHERWISE APPROVED BY OWNER	7.6497 SF per PC 3.15 LB per SF 24.10 LB per PC 2 PC per BX 15.30 SF per BX 48.19 LB per BX	\$ 12.00 S/F 
	PTRVWHM2448	TREVI BIANCO NATURAL PORCELAIN RECTIFIED 24" x 48" x 3/8" FIELD TILE NUMBER OF FACES 30 Actual Dimension: 23-7/16" x 47" TECH SPECS: DCOF ACUTEST: 0.56,0.53,0.51 PER TCNA GUIDELINES, RUNNING BOND/BRICK JOINT PATTERNS TO BE SET WITH A MAX. OFFSET OF 33% AND MIN. GROUT JOINT OF 1/8", UNLESS OTHERWISE APPROVED BY OWNER	7.6497 SF per PC 3.15 LB per SF 24.10 LB per PC 2 PC per BX 15.30 SF per BX 48.19 LB per BX	\$ 9.75 S/F 
	PTRVWHP2448	TREVI BIANCO POLISHED PORCELAIN RECTIFIED 24" x 48" x 3/8" FIELD TILE NUMBER OF FACES 30 Actual Dimension: 23-7/16" x 47" TECH SPECS: PER TCNA GUIDELINES, RUNNING BOND/BRICK JOINT PATTERNS TO BE SET WITH A MAX. OFFSET OF 33% AND MIN. GROUT JOINT OF 1/8", UNLESS OTHERWISE APPROVED BY OWNER	7.6497 SF per PC 3.15 LB per SF 24.10 LB per PC 2 PC per BX 15.30 SF per BX 48.19 LB per BX	\$ 12.00 S/F 

BX (IN BOLD), SOLD IN FULL BOXES
 TEAL, SPECIAL ORDER ITEMS
 PURPLE, IN-HOUSE FABRICATION

 LOT PHOTO APPROVAL
 INSTALLATION GUIDELINES













 COMMODITY PRICING
 CUSTOM CUTTING



IMAGE	CODE	DESCRIPTION	LIST	U/M
	PUTGRMSJ5	UTAH GREY MATTE PORCELAIN 2" X 2" X 3/8" STRAIGHT JOINT 5.0CM MOSAIC ROW INFO: 6 ROWS OF 6 (36 PIECES PER SHEET) SHEET COVERAGE AREA: 11-3/8" x 11-3/8" x 3/8" (0.9000 SF/PC)	0.9000 SF per PC 5.00 LB per SF 4.50 LB per PC 10 PC per BX 9.00 SF per BX 45.00 LB per BX	\$ 31.50 S/F 
	PUTGR3X24BN	UTAH GREY NATURAL PORCELAIN LONG SIDE 3" x 24" x 3/8" BULLNOSE	2.0000 LF per PC 0.50 LB per LF 1.00 LB per PC 10 PC per BX 20.00 LF per BX 10.00 LB per BX	\$ 12.50 EA 
	PUTGR24	UTAH GREY MATTE PORCELAIN RECTIFIED 24" x 24" x 3/8" FIELD TILE Rectified and approx. 20 faces TECH SPECS: DCOF ACUTEST: 0.61,0.64,0.60 ASTM C-1028 STATIC COEFFICIENT OF FRICTION DRY 0.69 / WET 0.68 TECH SPECS: PER TCNA GUIDELINES, RUNNING BOND/BRICK JOINT PATTERNS TO BE SET WITH A MAX. OFFSET OF 33% AND MIN. GROUT JOINT OF 1/8", UNLESS OTHERWISE APPROVED BY OWNER	4.0000 SF per PC 4.40 LB per SF 17.60 LB per PC 3 PC per BX 12.00 SF per BX 52.80 LB per BX	\$ 9.50 S/F 
	PUTSDMSJ5	UTAH SAND MATTE 2" X 2" X 3/8" STRAIGHT JOINT 5.0CM MOSAIC PORCELAIN, UTAH COLLECTION SHEET SIZE: 11-3/8" X 11-3/8" X 3/8", 6 ROWS OF 6 (36 PIECES PER SHEET) .9000 SF/PC	0.9000 SF per PC 5.00 LB per SF 4.50 LB per PC 10 PC per BX 9.00 SF per BX 45.00 LB per BX	\$ 31.50 S/F 
	PUTSD3X24BN	UTAH SAND NATURAL PORCELAIN LONG SIDE 3" x 24" x 3/8" BULLNOSE TECH SPECS: ASTM C-1028 SCOF TEST DATA AVAILABLE: PER TCNA GUIDELINES, RUNNING BOND/BRICK JOINT PATTERNS TO BE SET WITH A MAX. OFFSET OF 33% AND MIN. GROUT JOINT OF 1/8", UNLESS OTHERWISE APPROVED BY OWNER	2.0000 LF per PC 0.50 LB per LF 1.00 LB per PC 10 PC per BX 20.00 LF per BX 10.00 LB per BX	\$ 12.50 EA 

BX (IN BOLD), SOLD IN FULL BOXES
TEAL, SPECIAL ORDER ITEMS
PURPLE, IN-HOUSE FABRICATION

 LOT PHOTO APPROVAL
 INSTALLATION GUIDELINES


 COMMODITY PRICING
 CUSTOM CUTTING



IMAGE	CODE	DESCRIPTION	LIST	U/M
	PUTSD24	<p>UTAH SAND MATTE PORCELAIN RECTIFIED 24" x 24" x 3/8" FIELD TILE</p> <p>Rectified and approx. 20 faces</p> <p>TECH SPECS: DCOF ACUTEST: 0.61,0.64,0.60</p> <p>ASTM C-1028 STATIC COEFFICIENT OF FRICTION DRY 0.69 / WET 0.68</p> <p>TECH SPECS: PER TCNA GUIDELINES, RUNNING BOND/BRICK JOINT PATTERNS TO BE SET WITH A MAX. OFFSET OF 33% AND MIN. GROUT JOINT OF 1/8", UNLESS OTHERWISE APPROVED BY OWNER</p>	<p>4.0000 SF per PC</p> <p>4.40 LB per SF</p> <p>17.60 LB per PC</p> <p>3 PC per BX</p> <p>12.00 SF per BX</p> <p>52.80 LB per BX</p>	<p>\$ 9.50 S/F</p> <p></p>
	PUTWHMSJ5	<p>UTAH WHITE MATTE 2" X 2" X 3/8 STRAIGHT JOINT 5.0CM MOSAIC PORCELAIN, UTAH COLLECTION</p> <p>SHEET SIZE: 11-3/8" X 11-3/8" X 3/8", 6 ROWS OF 6 (36 PIECES PER SHEET)</p> <p>.9000 SF/PC</p>	<p>0.9000 SF per PC</p> <p>5.00 LB per SF</p> <p>4.50 LB per PC</p> <p>10 PC per BX</p> <p>9.00 SF per BX</p> <p>45.00 LB per BX</p>	<p>\$ 31.50 S/F</p> <p></p>
	PUTWH3X24BN	<p>UTAH WHITE NATURAL PORCELAIN LONG SIDE 3" x 24" x 3/8" BULLNOSE</p> <p>TECH SPECS: ASTM C-1028 SCOF TEST DATA AVAILABLE: PER TCNA GUIDELINES, RUNNING BOND/BRICK JOINT PATTERNS TO BE SET WITH A MAX. OFFSET OF 33% AND MIN. GROUT JOINT OF 1/8", UNLESS OTHERWISE APPROVED BY OWNER</p>	<p>2.0000 LF per PC</p> <p>0.50 LB per LF</p> <p>1.00 LB per PC</p> <p>10 PC per BX</p> <p>20.00 LF per BX</p> <p>10.00 LB per BX</p>	<p>\$ 12.50 EA</p> <p></p>
	PUTWH24	<p>UTAH WHITE MATTE PORCELAIN RECTIFIED 24" x 24" x 3/8" FIELD TILE</p> <p>Rectified and approx. 20 faces</p> <p>TECH SPECS: DCOF ACUTEST: 0.61,0.64,0.60</p> <p>ASTM C-1028 STATIC COEFFICIENT OF FRICTION DRY 0.69 / WET 0.68</p> <p>TECH SPECS: PER TCNA GUIDELINES, RUNNING BOND/BRICK JOINT PATTERNS TO BE SET WITH A MAX. OFFSET OF 33% AND MIN. GROUT JOINT OF 1/8", UNLESS OTHERWISE APPROVED BY OWNER</p>	<p>4.0000 SF per PC</p> <p>4.40 LB per SF</p> <p>17.60 LB per PC</p> <p>3 PC per BX</p> <p>12.00 SF per BX</p> <p>52.80 LB per BX</p>	<p>\$ 9.50 S/F</p> <p></p>

BX (IN BOLD), SOLD IN FULL BOXES
 TEAL, SPECIAL ORDER ITEMS
 PURPLE, IN-HOUSE FABRICATION

LOT PHOTO APPROVAL
 INSTALLATION GUIDELINES

COMMODITY PRICING
 CUSTOM CUTTING

PORCELAIN TECH DATA

UTAH



Material Name	Test Name	Test Description	Test Results	Industry Standard
White	ASTM C 1028	Static Coefficient of Friction: Dry	0.69	Water Absorption - $\leq 0.5\%$ Frost Resistance - Frost Proof Resistance to staining Breaking Strength - ≥ 250 LBS Breaking Bond - ≥ 50 PSI
	ASTM C 1028	Static Coefficient of Friction: Wet	0.68	
Sand	ASTM C 1028	Static Coefficient of Friction: Dry	0.69	
	ASTM C 1028	Static Coefficient of Friction: Wet	0.68	
Grey	ASTM C 1028	Static Coefficient of Friction: Dry	0.69	
	ASTM C 1028	Static Coefficient of Friction: Wet	0.68	

WOOD LOOK PORCELAIN



IMAGE	CODE	DESCRIPTION	LIST	U/M
	PALFWGRY1248	AL FRESCO WOOD GREY TEXTURED PORCELAIN RECTIFIED 12" x 48" x 3/4" PAVER NUMBER OF FACES 14 Actual Dimension: 11.65"x47.24" TECH SPECS: PER TCNA GUIDELINES, RUNNING BOND/BRICK JOINT PATTERNS TO BE SET WITH A MAX. OFFSET OF 33% AND MIN. GROUT JOINT OF 1/8", UNLESS OTHERWISE APPROVED BY OWNER.	3.8200 SF per PC \$ 12.00 S/F	
	PALFWWH1248	AL FRESCO WOOD WHITE TEXTURED PORCELAIN RECTIFIED 12" x 48" x 3/4" PAVER NUMBER OF FACES 14 Actual Dimension: 11.65"x47.24" TECH SPECS: PER TCNA GUIDELINES, RUNNING BOND/BRICK JOINT PATTERNS TO BE SET WITH A MAX. OFFSET OF 33% AND MIN. GROUT JOINT OF 1/8", UNLESS OTHERWISE APPROVED BY OWNER.	3.8200 SF per PC \$ 12.00 S/F	
	PARBOBKM414	ARBOR BLACK MATTE PORCELAIN NON-RECTIFIED 3-3/8" x 13-3/4" x 3/8" FIELD TILE NUMBER OF FACES 28 Actual Dimension: 3-3/8" x 13-3/4" TECH SPECS: DCOF ACUTEST - 0.58, 0.60, 0.59 MOHS - 8.5 PEI IV	0.3220 SF per PC 4.41 LB per SF 1.42 LB per PC 20 PC per BX 6.44 SF per BX 28.40 LB per BX	\$ 10.00 S/F
	PARBOBRM414	ARBOR BROWN MATTE PORCELAIN NON-RECTIFIED 3-3/8" x 13-3/4" x 3/8" FIELD TILE NUMBER OF FACES 28 Actual Dimension: 3-3/8" x 13-3/4" TECH SPECS: DCOF ACUTEST - 0.58, 0.60, 0.59 MOHS - 8.5 PEI IV	0.3220 SF per PC 4.41 LB per SF 1.42 LB per PC 20 PC per BX 6.44 SF per BX 28.40 LB per BX	\$ 10.00 S/F
	PARBOGRM414	ARBOR GREY MATTE PORCELAIN NON-RECTIFIED 3-3/8" x 13-3/4" x 3/8" FIELD TILE NUMBER OF FACES 28 Actual Dimension: 3-3/8" x 13-3/4" TECH SPECS: DCOF ACUTEST - 0.58, 0.60, 0.59 MOHS - 8.5 PEI IV	0.3220 SF per PC 4.41 LB per SF 1.42 LB per PC 20 PC per BX 6.44 SF per BX 28.40 LB per BX	\$ 10.00 S/F

BX (IN BOLD), SOLD IN FULL BOXES
TEAL, SPECIAL ORDER ITEMS
PURPLE, IN-HOUSE FABRICATION

LOT PHOTO APPROVAL
 INSTALLATION GUIDELINES

COMMODITY PRICING
 CUSTOM CUTTING

WOOD LOOK PORCELAIN



IMAGE	CODE	DESCRIPTION	LIST	U/M
	PARBOWHM414	ARBOR WHITE MATTE PORCELAIN NON-RECTIFIED 3-3/8" x 13-3/4" x 3/8" FIELD TILE NUMBER OF FACES 28 Actual Dimension: 3-3/8" x 13-3/4" TECH SPECS: DCOF ACUTEST - 0.58, 0.60, 0.59 MOHS - 8.5 PEI IV	0.3220 SF per PC 4.41 LB per SF 1.42 LB per PC 30 PC per BX 9.66 SF per BX 42.60 LB per BX	\$ 10.00 S/F
	PBOSBE848	BOSCO BEIGE MATTE PORCELAIN RECTIFIED 8" x 48" x 3/8" FIELD TILE NUMBER OF FACES 50 TECH SPECS: DCOF ACUTEST 0.66 TECH SPECS: RUNNING BOND/BRICK JOINT PATTERNS TO BE SET WITH A MAX. OFFSET OF 25% AND MIN. GROUT JOINT OF 1/8", UNLESS OTHERWISE APPROVED BY OWNER.	2.6700 SF per PC 4.45 LB per SF 11.88 LB per PC 4 PC per BX 10.68 SF per BX 47.53 LB per BX	\$ 10.50 S/F
	PBOSBEMSJ5	BOSCO BEIGE MATTE PORCELAIN 2" X 2" X 3/8" STRAIGHT JOINT 5.0CM MOSAIC ROW INFO: 6 ROWS OF 6 (36 PIECES PER SHEET) SHEET COVERAGE AREA: 11-3/8" x 11-3/8" x 3/8" (0.9000 SF/PC)	0.9000 SF per PC 4.45 LB per SF 4.01 LB per PC 10 PC per BX 9.00 SF per BX 40.05 LB per BX	\$ 34.00 S/F
	PBOSBT848	BOSCO BLUE TAUPE MATTE PORCELAIN RECTIFIED 8" x 48" x 3/8" FIELD TILE NUMBER OF FACES 50 TECH SPECS: DCOF ACUTEST 0.66 TECH SPECS: RUNNING BOND/BRICK JOINT PATTERNS TO BE SET WITH A MAX. OFFSET OF 25% AND MIN. GROUT JOINT OF 1/8", UNLESS OTHERWISE APPROVED BY OWNER.	2.6700 SF per PC 4.45 LB per SF 11.88 LB per PC 4 PC per BX 10.68 SF per BX 47.53 LB per BX	\$ 10.50 S/F
	PBOSBTMSJ5	BOSCO BLUE TAUPE MATTE PORCELAIN 2" X 2" X 3/8" STRAIGHT JOINT 5.0CM MOSAIC ROW INFO: 6 ROWS OF 6 (36 PIECES PER SHEET) SHEET COVERAGE AREA: 11-3/8" x 11-3/8" x 3/8" (0.9000 SF/PC)	0.9000 SF per PC 4.45 LB per SF 4.01 LB per PC 10 PC per BX 9.00 SF per BX 40.05 LB per BX	\$ 34.00 S/F











BX (IN BOLD), SOLD IN FULL BOXES
TEAL, SPECIAL ORDER ITEMS
PURPLE, IN-HOUSE FABRICATION

LOT PHOTO APPROVAL
 INSTALLATION GUIDELINES

COMMODITY PRICING
 CUSTOM CUTTING



WOOD LOOK PORCELAIN



IMAGE	CODE	DESCRIPTION	LIST	U/M
	PBOSFM848	<p>BOSCO FUME MATTE PORCELAIN RECTIFIED 8" x 48" x 3/8" FIELD TILE</p> <p>NUMBER OF FACES 50</p> <p>TECH SPECS: DCOF ACUTEST 0.66 TECH SPECS: RUNNING BOND/BRICK JOINT PATTERNS TO BE SET WITH A MAX. OFFSET OF 25% AND MIN. GROUT JOINT OF 1/8", UNLESS OTHERWISE APPROVED BY OWNER.</p>	<p>2.6700 SF per PC</p> <p>4.45 LB per SF</p> <p>11.88 LB per PC</p> <p>4 PC per BX</p> <p>10.68 SF per BX</p> <p>47.53 LB per BX</p>	<p>\$ 10.50 S/F</p> 
	PBOSFMMSJ5	<p>BOSCO FUME MATTE PORCELAIN 2" X 2" X 3/8 STRAIGHT JOINT 5.0CM MOSAIC</p> <p>ROW INFO: 6 ROWS OF 6 (36 PIECES PER SHEET)</p> <p>SHEET COVERAGE AREA: 11-3/8" x 11-3/8" x 3/8" (0.9000 SF/PC)</p>	<p>0.9000 SF per PC</p> <p>4.45 LB per SF</p> <p>4.01 LB per PC</p> <p>10 PC per BX</p> <p>9.00 SF per BX</p> <p>40.05 LB per BX</p>	<p>\$ 34.00 S/F</p> 
	PBOSWH848	<p>BOSCO WHITE MATTE PORCELAIN RECTIFIED 8" x 48" x 3/8" FIELD TILE</p> <p>NUMBER OF FACES 50</p> <p>TECH SPECS: DCOF ACUTEST 0.66 TECH SPECS: RUNNING BOND/BRICK JOINT PATTERNS TO BE SET WITH A MAX. OFFSET OF 25% AND MIN. GROUT JOINT OF 1/8", UNLESS OTHERWISE APPROVED BY OWNER.</p>	<p>2.6700 SF per PC</p> <p>4.45 LB per SF</p> <p>11.88 LB per PC</p> <p>4 PC per BX</p> <p>10.68 SF per BX</p> <p>47.53 LB per BX</p>	<p>\$ 10.50 S/F</p> 
	PBOSWHMSJ5	<p>BOSCO WHITE MATTE PORCELAIN 2" X 2" X 3/8 STRAIGHT JOINT 5.0CM MOSAIC</p> <p>ROW INFO: 6 ROWS OF 6 (36 PIECES PER SHEET)</p> <p>SHEET COVERAGE AREA: 11-3/8" x 11-3/8" x 3/8" (0.9000 SF/PC)</p>	<p>0.9000 SF per PC</p> <p>4.45 LB per SF</p> <p>4.01 LB per PC</p> <p>10 PC per BX</p> <p>9.00 SF per BX</p> <p>40.05 LB per BX</p>	<p>\$ 34.00 S/F</p> 
	PEMBBRM648	<p>EMBERS BROWN MATTE PORCELAIN RECTIFIED 6" x 48" x 3/8" FIELD TILE</p> <p>COLOR IS GREYISH BROWN</p> <p>TECH SPECS: DCOF ACUTEST WET 0.65 TECH SPECS: PER TCNA GUIDELINES, RUNNING BOND/BRICK JOINT PATTERNS TO BE SET WITH A MAX. OFFSET OF 33% AND MIN. GROUT JOINT OF 1/8", UNLESS OTHERWISE APPROVED BY OWNER.</p>	<p>2.0000 SF per PC</p> <p>4.70 LB per SF</p> <p>9.40 LB per PC</p> <p>6 PC per BX</p> <p>12.00 SF per BX</p> <p>56.40 LB per BX</p>	<p>\$ 11.20 S/F</p> 

BX (IN BOLD), SOLD IN FULL BOXES
 TEAL, SPECIAL ORDER ITEMS
 PURPLE, IN-HOUSE FABRICATION

 LOT PHOTO APPROVAL
 INSTALLATION GUIDELINES

 COMMODITY PRICING
 CUSTOM CUTTING

WOOD LOOK PORCELAIN



IMAGE	CODE	DESCRIPTION	LIST	U/M
	PEMBBRMX	EMBERS BROWN MIXED FINISH PORCELAIN RANDOM OFFSET MOSAIC SHEET COVERAGE AREA: 12" x 12" x 3/8" (1.0000 SF/PC) COLOR IS GREYISH BROWN	1.0000 SF per PC 4.74 LB per SF 4.74 LB per PC 10 PC per BX 10.00 SF per BX 47.40 LB per BX	\$ 25.25 S/F
	PEMBCHARM648	EMBERS CHARCOAL MATTE PORCELAIN RECTIFIED 6" x 48" x 3/8" FIELD TILE TECH SPECS: DCOF ACUTEST WET 0.65 TECH SPECS: PER TCNA GUIDELINES, RUNNING BOND/BRICK JOINT PATTERNS TO BE SET WITH A MAX. OFFSET OF 33% AND MIN. GROUT JOINT OF 1/8", UNLESS OTHERWISE APPROVED BY OWNER	2.0000 SF per PC 4.70 LB per SF 9.40 LB per PC 6 PC per BX 12.00 SF per BX 56.40 LB per BX	\$ 11.20 S/F
	PEMBCHARMX	EMBERS CHARCOAL MIXED FINISH PORCELAIN RANDOM OFFSET MOSAIC SHEET COVERAGE AREA: 12" x 12" x 3/8" (1.0000 SF/PC)	1.0000 SF per PC 4.74 LB per SF 4.74 LB per PC 10 PC per BX 10.00 SF per BX 47.40 LB per BX	\$ 25.25 S/F
	PEMBGRMX	EMBERS GREY MIXED FINISH PORCELAIN RANDOM OFFSET MOSAIC SHEET COVERAGE AREA: 12" x 12" x 3/8" (1.0000 SF/PC)	1.0000 SF per PC 4.74 LB per SF 4.74 LB per PC 10 PC per BX 10.00 SF per BX 47.40 LB per BX	\$ 25.25 S/F
	PEMBWHP348BN	EMBERS WHITE POLISHED PORCELAIN LONG SIDE 3" x 48" x 3/8" BULLNOSE	4.0000 LF per PC 1.18 LB per LF 4.72 LB per PC 6 PC per BX 24.00 LF per BX 28.32 LB per BX	\$ 25.00 EA

BX (IN BOLD), SOLD IN FULL BOXES
TEAL, SPECIAL ORDER ITEMS
PURPLE, IN-HOUSE FABRICATION

LOT PHOTO APPROVAL
 INSTALLATION GUIDELINES

COMMODITY PRICING
 CUSTOM CUTTING

WOOD LOOK PORCELAIN



IMAGE	CODE	DESCRIPTION	LIST	U/M
	PEMBWHP612	EMBERS WHITE POLISHED PORCELAIN RECTIFIED 6" x 12" x 3/8" FIELD TILE	0.5000 SF per PC 4.85 LB per SF 2.43 LB per PC 20 PC per BX 10.00 SF per BX 48.50 LB per BX	\$ 16.50 S/F
	PEMBWHM648	EMBERS WHITE MATTE PORCELAIN RECTIFIED 6" x 48" x 3/8" FIELD TILE TECH SPECS: DCOF ACUTEST WET 0.65 TECH SPECS: PER TCNA GUIDELINES, RUNNING BOND/BRICK JOINT PATTERNS TO BE SET WITH A MAX. OFFSET OF 33% AND MIN. GROUT JOINT OF 1/8", UNLESS OTHERWISE APPROVED BY OWNER	2.0000 SF per PC 4.70 LB per SF 9.40 LB per PC 6 PC per BX 12.00 SF per BX 56.40 LB per BX	\$ 11.20 S/F
	PEMBWHP648	EMBERS WHITE POLISHED PORCELAIN RECTIFIED 6" x 48" x 3/8" FIELD TILE TECH SPECS: TECH SPECS: PER TCNA GUIDELINES, RUNNING BOND/BRICK JOINT PATTERNS TO BE SET WITH A MAX. OFFSET OF 33% AND MIN. GROUT JOINT OF 1/8", UNLESS OTHERWISE APPROVED BY OWNER	2.0000 SF per PC 4.70 LB per SF 9.40 LB per PC 6 PC per BX 12.00 SF per BX 56.40 LB per BX	\$ 13.25 S/F
	PEMBWHMX	EMBERS WHITE MIXED FINISH PORCELAIN RANDOM OFFSET MOSAIC SHEET COVERAGE AREA: 12" x 12" x 3/8" (1.0000 SF/PC)	1.0000 SF per PC 4.74 LB per SF 4.74 LB per PC 10 PC per BX 10.00 SF per BX 47.40 LB per BX	\$ 25.25 S/F
	PKAUDBEIP2448	KAURI DIAGONAL BEIGE POLISHED PORCELAIN RECTIFIED 24" x 48" x 3/8" FIELD TILE (CATLINS BEIGE). PATTERN HAS 2 FACES, PACKED, SOLD AND INSTALLED RANDOMLY. TECH SPECS: POLISHED MATERIAL DOES NOT CONSISTENTLY PASS DCOF TESTING TECH SPECS: RUNNING BOND/BRICK JOINT PATTERNS TO BE SET WITH A MAX. OFFSET OF 20% AND MIN. GROUT JOINT OF 1/8", UNLESS OTHERWISE APPROVED BY OWNER	7.7500 SF per PC 5.60 LB per SF 43.40 LB per PC 2 PC per BX 15.50 SF per BX 86.80 LB per BX	\$ 12.50 S/F

BX (IN BOLD), SOLD IN FULL BOXES
TEAL, SPECIAL ORDER ITEMS
PURPLE, IN-HOUSE FABRICATION

LOT PHOTO APPROVAL
 INSTALLATION GUIDELINES

COMMODITY PRICING
 CUSTOM CUTTING

WOOD LOOK PORCELAIN



IMAGE	CODE	DESCRIPTION	LIST	U/M
	PKAUDBEIMSJ5	KAURI DIAGONAL BEIGE POLISHED PORCELAIN 2" X 2" X 3/8" STRAIGHT JOINT 5.0CM MOSAIC ROW INFO: 6 ROWS OF 6 (36 PIECES PER SHEET) SHEET COVERAGE AREA: 11-3/8" x 11-3/8" x 3/8" (0.9000 SF/PC) Manufactured for 24" x 48" Diagonal field tile, 2x2 pieces arranged randomly.	0.9000 SF per PC 5.60 LB per SF 5.04 LB per PC 10 PC per BX 9.00 SF per BX 50.40 LB per BX	\$ 39.00 S/F
	PKAUDBLM2448	KAURI DIAGONAL BLUE MATTE PORCELAIN RECTIFIED 24" x 48" x 3/8" FIELD TILE (TASMAN BLUE) -PATTERN HAS 2 FACES, PACKED, SOLD AND INSTALLED RANDOMLY. TECH SPECS: DCOF ACUTEST 0.61, 0.59, 0.62 RUNNING BOND/BRICK JOINT PATTERNS TO BE SET WITH A MAX. OFFSET OF 20% AND MIN. GROUT JOINT OF 1/8", UNLESS OTHERWISE APPROVED BY OWNER	7.7500 SF per PC 5.60 LB per SF 43.40 LB per PC 2 PC per BX 15.50 SF per BX 86.80 LB per BX	\$ 12.00 S/F
	PKAUDBLP2448	KAURI DIAGONAL BLUE POLISHED PORCELAIN RECTIFIED 24" x 48" x 3/8" FIELD TILE (TASMAN BLUE) PATTERN HAS 2 FACES, PACKED, SOLD AND INSTALLED RANDOMLY. TECH SPECS: POLISHED MATERIAL DOES NOT CONSISTENTLY PASS DCOF TESTING TECH SPECS: RUNNING BOND/BRICK JOINT PATTERNS TO BE SET WITH A MAX. OFFSET OF 20% AND MIN. GROUT JOINT OF 1/8", UNLESS OTHERWISE APPROVED BY OWNER	7.7500 SF per PC 5.60 LB per SF 43.40 LB per PC 2 PC per BX 15.50 SF per BX 86.80 LB per BX	\$ 12.50 S/F
	PKAUDBLMMSJ5	KAURI DIAGONAL BLUE MATTE PORCELAIN 2" X 2" X 3/8" STRAIGHT JOINT 5.0CM MOSAIC ROW INFO: 6 ROWS OF 6 (36 PIECES PER SHEET) SHEET COVERAGE AREA: 11-3/8" x 11-3/8" x 3/8" (0.9000 SF/PC) Manufactured for 24" x 48" Diagonal field tile, 2x2 pieces arranged randomly.	0.9000 SF per PC 5.60 LB per SF 5.04 LB per PC 10 PC per BX 9.00 SF per BX 50.40 LB per BX	\$ 39.00 S/F
	PKAUDBLMSJ5	KAURI DIAGONAL BLUE POLISHED PORCELAIN 2" X 2" X 3/8" STRAIGHT JOINT 5.0CM MOSAIC ROW INFO: 6 ROWS OF 6 (36 PIECES PER SHEET) SHEET COVERAGE AREA: 11-3/8" x 11-3/8" x 3/8" (0.9000 SF/PC) Manufactured for 24" x 48" Diagonal field tile, 2x2 pieces arranged randomly.	0.9000 SF per PC 5.60 LB per SF 5.04 LB per PC 10 PC per BX 9.00 SF per BX 50.40 LB per BX	\$ 39.00 S/F

BX (IN BOLD), SOLD IN FULL BOXES
TEAL, SPECIAL ORDER ITEMS
PURPLE, IN-HOUSE FABRICATION

LOT PHOTO APPROVAL
 INSTALLATION GUIDELINES

COMMODITY PRICING
 CUSTOM CUTTING

WOOD LOOK PORCELAIN



IMAGE	CODE	DESCRIPTION	LIST	U/M
	PKAUDBRP2448	KAURI DIAGONAL BROWN POLISHED PORCELAIN RECTIFIED 24" x 48" x 3/8" FIELD TILE (FIORDLAND BROWN) PATTERN HAS 2 FACES, PACKED, SOLD AND INSTALLED RANDOMLY. TECH SPECS: POLISHED MATERIAL DOES NOT CONSISTENTLY PASS DCOF TESTING TECH SPECS: RUNNING BOND/BRICK JOINT PATTERNS TO BE SET WITH A MAX. OFFSET OF 20% AND MIN. GROUT JOINT OF 1/8", UNLESS OTHERWISE APPROVED BY OWNER	7.7500 SF per PC 5.60 LB per SF 43.40 LB per PC 2 PC per BX 15.50 SF per BX 86.80 LB per BX	\$ 12.50 S/F
	PKAUDBRMSJ5	KAURI DIAGONAL BROWN POLISHED PORCELAIN 2" X 2" X 3/8" STRAIGHT JOINT 5.0CM MOSAIC ROW INFO: 6 ROWS OF 6 (36 PIECES PER SHEET) SHEET COVERAGE AREA: 11-3/8" x 11-3/8" x 3/8" (0.9000 SF/PC) Manufactured for 24" x 48" Diagonal field tile, 2x2 pieces arranged randomly.	0.9000 SF per PC 5.60 LB per SF 5.04 LB per PC 10 PC per BX 9.00 SF per BX 50.40 LB per BX	\$ 39.00 S/F
	PKAUDGRM2448	KAURI DIAGONAL GREY MATTE PORCELAIN RECTIFIED 24" x 48" x 3/8" FIELD TILE (VICTORIA GREY) - PATTERN HAS 2 FACES, PACKED, SOLD AND INSTALLED RANDOMLY. TECH SPECS: DCOF ACUTEST 0.61, 0.59, 0.62 RUNNING BOND/BRICK JOINT PATTERNS TO BE SET WITH A MAX. OFFSET OF 20% AND MIN. GROUT JOINT OF 1/8", UNLESS OTHERWISE APPROVED BY OWNER	7.7500 SF per PC 5.60 LB per SF 43.40 LB per PC 2 PC per BX 15.50 SF per BX 86.80 LB per BX	\$ 12.00 S/F
	PKAUDGRP2448	KAURI DIAGONAL GREY POLISHED PORCELAIN RECTIFIED 24" x 48" x 3/8" FIELD TILE (VICTORIA GREY) PATTERN HAS 2 FACES, PACKED, SOLD AND INSTALLED RANDOMLY. TECH SPECS: POLISHED MATERIAL DOES NOT CONSISTENTLY PASS DCOF TESTING TECH SPECS: RUNNING BOND/BRICK JOINT PATTERNS TO BE SET WITH A MAX. OFFSET OF 20% AND MIN. GROUT JOINT OF 1/8", UNLESS OTHERWISE APPROVED BY OWNER	7.7500 SF per PC 5.60 LB per SF 43.40 LB per PC 2 PC per BX 15.50 SF per BX 86.80 LB per BX	\$ 12.50 S/F
	PKAUDGRMMSJ5	KAURI DIAGONAL GREY MATTE PORCELAIN 2" X 2" X 3/8" STRAIGHT JOINT 5.0CM MOSAIC ROW INFO: 6 ROWS OF 6 (36 PIECES PER SHEET) SHEET COVERAGE AREA: 11-3/8" x 11-3/8" x 3/8" (0.9000 SF/PC) Manufactured for 24" x 48" Diagonal field tile, 2x2 pieces arranged randomly.	0.9000 SF per PC 5.60 LB per SF 5.04 LB per PC 10 PC per BX 9.00 SF per BX 50.40 LB per BX	\$ 39.00 S/F

BX (IN BOLD), SOLD IN FULL BOXES
TEAL, SPECIAL ORDER ITEMS
PURPLE, IN-HOUSE FABRICATION

LOT PHOTO APPROVAL
 INSTALLATION GUIDELINES

COMMODITY PRICING
 CUSTOM CUTTING

WOOD LOOK PORCELAIN



IMAGE	CODE	DESCRIPTION	LIST	U/M
	PKAUDGRMSJ5	KAURI DIAGONAL GREY POLISHED PORCELAIN 2" X 2" X 3/8" STRAIGHT JOINT 5.0CM MOSAIC ROW INFO: 6 ROWS OF 6 (36 PIECES PER SHEET) SHEET COVERAGE AREA: 11-3/8" x 11-3/8" x 3/8" (0.9000 SF/PC) Manufactured for 24" x 48" Diagonal field tile, 2x2 pieces arranged randomly.	0.9000 SF per PC 5.60 LB per SF 5.04 LB per PC 10 PC per BX 9.00 SF per BX 50.40 LB per BX	\$ 39.00 S/F
	PKAUDWHM2448	KAURI DIAGONAL WHITE MATTE PORCELAIN RECTIFIED 24" x 48" x 3/8" FIELD TILE (AWANUI WHITE) - PATTERN HAS 2 FACES, PACKED, SOLD AND INSTALLED RANDOMLY. TECH SPECS: DCOF ACUTEST 0.61, 0.59, 0.62 RUNNING BOND/BRICK JOINT PATTERNS TO BE SET WITH A MAX. OFFSET OF 20% AND MIN. GROUT JOINT OF 1/8", UNLESS OTHERWISE APPROVED BY OWNER	7.7500 SF per PC 5.60 LB per SF 43.40 LB per PC 2 PC per BX 15.50 SF per BX 86.80 LB per BX	\$ 12.00 S/F
	PKAUDWHP2448	KAURI DIAGONAL WHITE POLISHED PORCELAIN RECTIFIED 24" x 48" x 3/8" FIELD TILE (AWANUI WHITE) PATTERN HAS 2 FACES, PACKED, SOLD AND INSTALLED RANDOMLY. TECH SPECS: POLISHED MATERIAL DOES NOT CONSISTENTLY PASS DCOF TESTING TECH SPECS: RUNNING BOND/BRICK JOINT PATTERNS TO BE SET WITH A MAX. OFFSET OF 20% AND MIN. GROUT JOINT OF 1/8", UNLESS OTHERWISE APPROVED BY OWNER	7.7500 SF per PC 5.60 LB per SF 43.40 LB per PC 2 PC per BX 15.50 SF per BX 86.80 LB per BX	\$ 12.50 S/F
	PKAUDWHMMSJ5	KAURI DIAGONAL WHITE MATTE PORCELAIN 2" X 2" X 3/8" STRAIGHT JOINT 5.0CM MOSAIC ROW INFO: 6 ROWS OF 6 (36 PIECES PER SHEET) SHEET COVERAGE AREA: 11-3/8" x 11-3/8" x 3/8" (0.9000 SF/PC) Manufactured for 24" x 48" Diagonal field tile, 2x2 pieces arranged randomly.	0.9000 SF per PC 5.60 LB per SF 5.04 LB per PC 10 PC per BX 9.00 SF per BX 50.40 LB per BX	\$ 39.00 S/F
	PKAUDWHMSJ5	KAURI DIAGONAL WHITE POLISHED PORCELAIN 2" X 2" X 3/8" STRAIGHT JOINT 5.0CM MOSAIC ROW INFO: 6 ROWS OF 6 (36 PIECES PER SHEET) SHEET COVERAGE AREA: 11-3/8" x 11-3/8" x 3/8" (0.9000 SF/PC) Manufactured for 24" x 48" Diagonal field tile, 2x2 pieces arranged randomly.	0.9000 SF per PC 5.60 LB per SF 5.04 LB per PC 10 PC per BX 9.00 SF per BX 50.40 LB per BX	\$ 39.00 S/F











BX (IN BOLD), SOLD IN FULL BOXES
TEAL, SPECIAL ORDER ITEMS
PURPLE, IN-HOUSE FABRICATION

LOT PHOTO APPROVAL
 INSTALLATION GUIDELINES

COMMODITY PRICING
 CUSTOM CUTTING



WOOD LOOK PORCELAIN



IMAGE	CODE	DESCRIPTION	LIST	U/M
	PKAUBLM848	KAURI BLUE MATTE PORCELAIN RECTIFIED 8" x 48" x 3/8" FIELD TILE (TASMAN BLUE) Actual dimension: 7-3/4" x 47-1/8" TECH SPECS: DCOF ACUTEST 0.56, 0.52, 0.55 RUNNING BOND/BRICK JOINT PATTERNS TO BE SET WITH A MAX. OFFSET OF 20% AND MIN. GROUT JOINT OF 1/8", UNLESS OTHERWISE APPROVED BY OWNER	2.5360 SF per PC 5.70 LB per SF 14.46 LB per PC 5 PC per BX 12.68 SF per BX 72.28 LB per BX	\$ 10.50 S/F 
	PKAUBLP848	KAURI BLUE POLISHED PORCELAIN RECTIFIED 8" x 48" x 3/8" FIELD TILE (TASMAN BLUE) Actual dimension: 7-3/4" x 47-1/8" TECH SPECS: POLISHED MATERIAL DOES NOT CONSISTENTLY PASS DCOF TESTING TECH SPECS: RUNNING BOND/BRICK JOINT PATTERNS TO BE SET WITH A MAX. OFFSET OF 20% AND MIN. GROUT JOINT OF 1/8", UNLESS OTHERWISE APPROVED BY OWNER	2.5360 SF per PC 5.70 LB per SF 14.46 LB per PC 5 PC per BX 12.68 SF per BX 72.28 LB per BX	\$ 12.50 S/F 
	PKAUBRP848	KAURI BROWN POLISHED PORCELAIN RECTIFIED 8" x 48" x 3/8" FIELD TILE (FIORDLAND BROWN) Actual dimension: 7-3/4" x 47-1/8" TECH SPECS: POLISHED MATERIAL DOES NOT CONSISTENTLY PASS DCOF TESTING TECH SPECS: RUNNING BOND/BRICK JOINT PATTERNS TO BE SET WITH A MAX. OFFSET OF 20% AND MIN. GROUT JOINT OF 1/8", UNLESS OTHERWISE APPROVED BY OWNER	2.5360 SF per PC 5.70 LB per SF 14.46 LB per PC 5 PC per BX 12.68 SF per BX 72.28 LB per BX	\$ 12.50 S/F 
	PKAUGRM848	KAURI GREY MATTE PORCELAIN RECTIFIED 8" x 48" x 3/8" FIELD TILE (VICTORIA GREY) Actual dimension: 7-3/4" x 47-1/8" TECH SPECS: DCOF ACUTEST 0.56, 0.52, 0.55 RUNNING BOND/BRICK JOINT PATTERNS TO BE SET WITH A MAX. OFFSET OF 20% AND MIN. GROUT JOINT OF 1/8", SET WITH A MAX. OFFSET OF 20% AND MIN. GROUT JOINT OF 1/8", UNLESS OTHERWISE APPROVED BY OWNER	2.5360 SF per PC 5.70 LB per SF 14.46 LB per PC 5 PC per BX 12.68 SF per BX 72.28 LB per BX	\$ 10.50 S/F 
	PKAUGRP848	KAURI GREY POLISHED PORCELAIN RECTIFIED 8" x 48" x 3/8" FIELD TILE (VICTORIA GREY) Actual dimension: 7-3/4" x 47-1/8" TECH SPECS: POLISHED MATERIAL DOES NOT CONSISTENTLY PASS DCOF TESTING TECH SPECS: RUNNING BOND/BRICK JOINT PATTERNS TO BE SET WITH A MAX. OFFSET OF 20% AND MIN. GROUT JOINT OF 1/8", UNLESS OTHERWISE APPROVED BY OWNER	2.5360 SF per PC 5.70 LB per SF 14.46 LB per PC 5 PC per BX 12.68 SF per BX 72.28 LB per BX	\$ 12.50 S/F 











BX (IN BOLD), SOLD IN FULL BOXES
TEAL, SPECIAL ORDER ITEMS
PURPLE, IN-HOUSE FABRICATION

 LOT PHOTO APPROVAL
 INSTALLATION GUIDELINES

 COMMODITY PRICING
 CUSTOM CUTTING



WOOD LOOK PORCELAIN



IMAGE	CODE	DESCRIPTION	LIST	U/M
	PKAUWHM848	KAURI WHITE MATTE PORCELAIN RECTIFIED 8" x 48" x 3/8" FIELD TILE (AWANI WHITE) 075071 Actual dimension: 7-3/4" x 47-1/8" TECH SPECS: DCOF ACUTEST 0.56, 0.52, 0.55 RUNNING BOND/BRICK JOINT PATTERNS TO BE SET WITH A MAX. OFFSET OF 20% AND MIN. GROUT JOINT OF 1/8", UNLESS OTHERWISE APPROVED BY OWNER	2.5360 SF per PC 5.70 LB per SF 14.46 LB per PC 5 PC per BX 12.68 SF per BX 72.28 LB per BX	\$ 10.50 S/F 
	PKAUWHP848	KAURI WHITE POLISHED PORCELAIN RECTIFIED 8" x 48" x 3/8" FIELD TILE (AWANUI WHITE) Actual dimension: 7-3/4" x 47-1/8" TECH SPECS: POLISHED MATERIAL DOES NOT CONSISTENTLY PASS DCOF TESTING TECH SPECS: RUNNING BOND/BRICK JOINT PATTERNS TO BE SET WITH A MAX. OFFSET OF 20% AND MIN. GROUT JOINT OF 1/8", UNLESS OTHERWISE APPROVED BY OWNER	2.5360 SF per PC 5.70 LB per SF 14.46 LB per PC 5 PC per BX 12.68 SF per BX 72.28 LB per BX	\$ 12.50 S/F 
	PSIWDBLK848	SILVERWOOD BLACK MATTE PORCELAIN RECTIFIED 8" x 48" x 3/8" FIELD TILE DCOF ACUTEST WET - 0.43, 0.53, 0.45 TECH SPECS: RUNNING BOND/BRICK JOINT PATTERNS TO BE SET WITH A MAX. OFFSET OF 25% AND MIN. GROUT JOINT OF 1/8", UNLESS OTHERWISE APPROVED BY OWNER. PEI III NUMBER OF FACES 3	2.6700 SF per PC 4.20 LB per SF 11.21 LB per PC 4 PC per BX 10.68 SF per BX 44.86 LB per BX	\$ 24.00 S/F 
	PSIWDBLKMSJ5 SPECIAL ORDER	SILVERWOOD BLACK MATTE PORCELAIN 2" X 2" X 3/8" STRAIGHT JOINT 5.0CM MOSAIC ROW INFO: 6 ROWS OF 6 (36 PIECES PER SHEET) SHEET COVERAGE AREA: 11-3/8" x 11-3/8" x 3/8" (0.9000 SF/PC) min. qty: 1 PC lead time: 14 days	0.9000 SF per PC 4.50 LB per SF 4.05 LB per PC 10 PC per BX 9.00 SF per BX 40.50 LB per BX	\$ 57.00 S/F 
	PSIWDDB848	SILVERWOOD DARK BLUE MATTE PORCELAIN RECTIFIED 8" x 48" x 3/8" FIELD TILE DCOF ACUTEST WET - 0.43, 0.53, 0.45 TECH SPECS: RUNNING BOND/BRICK JOINT PATTERNS TO BE SET WITH A MAX. OFFSET OF 25% AND MIN. GROUT JOINT OF 1/8", UNLESS OTHERWISE APPROVED BY OWNER. PEI III NUMBER OF FACES 3	2.6700 SF per PC 4.20 LB per SF 11.21 LB per PC 4 PC per BX 10.68 SF per BX 44.86 LB per BX	\$ 24.00 S/F 

BX (IN BOLD), SOLD IN FULL BOXES
TEAL, SPECIAL ORDER ITEMS
PURPLE, IN-HOUSE FABRICATION

 LOT PHOTO APPROVAL
 INSTALLATION GUIDELINES

 COMMODITY PRICING
 CUSTOM CUTTING

WOOD LOOK PORCELAIN



IMAGE	CODE	DESCRIPTION	LIST	U/M
	PSIWDBMSJ5 SPECIAL ORDER	SILVERWOOD DARK BLUE MATTE PORCELAIN 2" X 2" X 3/8" STRAIGHT JOINT 5.0CM MOSAIC ROW INFO: 6 ROWS OF 6 (36 PIECES PER SHEET) SHEET COVERAGE AREA: 11-3/8" x 11-3/8" x 3/8" (0.9000 SF/PC) min. qty: 1 PC lead time: 14 days	0.9000 SF per PC 4.50 LB per SF 4.05 LB per PC 10 PC per BX 9.00 SF per BX 40.50 LB per BX	\$ 57.00 S/F
	PSIIDLGR848	SILVERWOOD LIGHT GREEN MATTE PORCELAIN RECTIFIED 8" x 48" x 3/8" FIELD TILE DCOF ACUTEST WET- 0.43,0.53,0.45 TECH SPECS: RUNNING BOND/BRICK JOINT PATTERNS TO BE SET WITH A MAX. OFFSET OF 25% AND MIN. GROUT JOINT OF 1/8", UNLESS OTHERWISE APPROVED BY OWNER. PEI IV NUMBER OF FACES 3	2.6700 SF per PC 4.20 LB per SF 11.21 LB per PC 4 PC per BX 10.68 SF per BX 44.86 LB per BX	\$ 24.00 S/F
	PSIIDLGRMSJ5	SILVERWOOD LIGHT GREEN MATTE PORCELAIN 2" X 2" X 3/8" STRAIGHT JOINT 5.0CM MOSAIC ROW INFO: 6 ROWS OF 6 (36 PIECES PER SHEET) SHEET COVERAGE AREA: 11-3/8" x 11-3/8" x 3/8" (0.9000 SF/PC)	0.9000 SF per PC 4.50 LB per SF 4.05 LB per PC 10 PC per BX 9.00 SF per BX 40.50 LB per BX	\$ 57.00 S/F
	PSIWDMK848	SILVERWOOD MOKA MATTE PORCELAIN RECTIFIED 8" x 48" x 3/8" FIELD TILE DCOF ACUTEST WET 0.43,0.53,0.45 TECH SPECS: RUNNING BOND/BRICK JOINT PATTERNS TO BE SET WITH A MAX. OFFSET OF 25% AND MIN. GROUT JOINT OF 1/8", UNLESS OTHERWISE APPROVED BY OWNER. PEI IV NUMBER OF FACES 3	2.6700 SF per PC 4.20 LB per SF 11.21 LB per PC 4 PC per BX 10.68 SF per BX 44.86 LB per BX	\$ 24.00 S/F
	PSIWDMKMSJ5 SPECIAL ORDER	SILVERWOOD MOKA MATTE PORCELAIN 2" X 2" X 3/8" STRAIGHT JOINT 5.0CM MOSAIC ROW INFO: 6 ROWS OF 6 (36 PIECES PER SHEET) SHEET COVERAGE AREA: 11-3/8" x 11-3/8" x 3/8" (0.9000 SF/PC) min. qty: 1 PC lead time: 14 days	0.9000 SF per PC 4.50 LB per SF 4.05 LB per PC 10 PC per BX 9.00 SF per BX 40.50 LB per BX	\$ 57.00 S/F





BX (IN BOLD), SOLD IN FULL BOXES
TEAL, SPECIAL ORDER ITEMS
PURPLE, IN-HOUSE FABRICATION

LOT PHOTO APPROVAL
 INSTALLATION GUIDELINES

COMMODITY PRICING
 CUSTOM CUTTING


WOOD LOOK PORCELAIN



IMAGE	CODE	DESCRIPTION	LIST	U/M
	PSIWDWH848	SILVERWOOD WHITE MATTE PORCELAIN RECTIFIED 8" x 48" x 3/8" FIELD TILE DCOF ACUTEST WET 0.43,0.53,0.45 TECH SPECS: RUNNING BOND/BRICK JOINT PATTERNS TO BE SET WITH A MAX. OFFSET OF 25% AND MIN. GROUT JOINT OF 1/8", UNLESS OTHERWISE APPROVED BY OWNER. PEI IV NUMBER OF FACES 3	2.6700 SF per PC 4.20 LB per SF 11.21 LB per PC 4 PC per BX 10.68 SF per BX 44.86 LB per BX	\$ 24.00 S/F 
	PSIWDWHMSJ5 SPECIAL ORDER	SILVERWOOD WHITE MATTE PORCELAIN 2" X 2" X 3/8" STRAIGHT JOINT 5.0CM MOSAIC ROW INFO: 6 ROWS OF 6 (36 PIECES PER SHEET) SHEET COVERAGE AREA: 11-3/8" x 11-3/8" x 3/8" (0.9000 SF/PC) lead time: 14 days	0.9000 SF per PC 4.50 LB per SF 4.05 LB per PC 10 PC per BX 9.00 SF per BX 40.50 LB per BX	\$ 57.00 S/F 

BX (IN BOLD), SOLD IN FULL BOXES
TEAL, SPECIAL ORDER ITEMS
PURPLE, IN-HOUSE FABRICATION

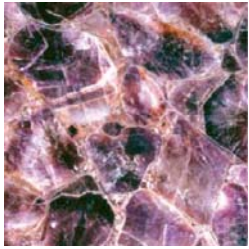




 LOT PHOTO APPROVAL
 INSTALLATION GUIDELINES

 COMMODITY PRICING
 CUSTOM CUTTING

GEMSTONE



SEMI PRECIOUS



IMAGE	CODE	DESCRIPTION	LIST	U/M
	YSLMGAMTHP2	GEMSTONE AMETHYST POLISHED STONE 56" x 114" x 3/4" SLAB Suggested list per full slab \$13,742.30 Suggested list for 1/2 slab \$340.00 per SF (lengthwise only) TECH SPECS: SLAB EDGES ARE NOT SUITABLE FOR PROFILING. A MITERED APRON EDGE IS RECOMMENDED. TECH SPECS: NOT SUITABLE FOR HIGH HEAT APPLICATIONS SUCH AS KITCHEN BACKSPLASHES ADJACENT TO COOKTOPS OR FIREPLACE SURROUNDS ADJACENT TO HEAT SOURCE.	\$ 310.00	S/F
	YSLMGCLQTP2	GEMSTONE WHITE QUARTZ POLISHED STONE 56" x 114" x 3/4" SLAB Suggested list per full slab \$13,742.30 Suggested list for 1/2 slab \$340.00 per SF (lengthwise only) TECH SPECS: SLAB EDGES ARE NOT SUITABLE FOR PROFILING. A MITERED APRON EDGE IS RECOMMENDED. TECH SPECS: NOT SUITABLE FOR HIGH HEAT APPLICATIONS SUCH AS KITCHEN BACKSPLASHES ADJACENT TO COOKTOPS OR FIREPLACE SURROUNDS ADJACENT TO HEAT SOURCE.	\$ 310.00	S/F
	YSLMGNATLP2	GEMSTONE NATURAL AGATE POLISHED STONE 56" x 114" x 3/4" SLAB Suggested list per full slab \$13,742.30 Suggested list for 1/2 slab \$340.00 per SF (lengthwise only) TECH SPECS: SLAB EDGES ARE NOT SUITABLE FOR PROFILING. A MITERED APRON EDGE IS RECOMMENDED. TECH SPECS: NOT SUITABLE FOR HIGH HEAT APPLICATIONS SUCH AS KITCHEN BACKSPLASHES ADJACENT TO COOKTOPS OR FIREPLACE SURROUNDS ADJACENT TO HEAT SOURCE.	\$ 310.00	S/F
	YSLMGRSQTP2	GEMSTONE ROSE QUARTZ POLISHED STONE 56" x 114" x 3/4" SLAB Suggested list per full slab \$13,742.30 Suggested list for 1/2 slab \$340.00 per SF (lengthwise only) TECH SPECS: SLAB EDGES ARE NOT SUITABLE FOR PROFILING. A MITERED APRON EDGE IS RECOMMENDED. TECH SPECS: NOT SUITABLE FOR HIGH HEAT APPLICATIONS SUCH AS KITCHEN BACKSPLASHES ADJACENT TO COOKTOPS OR FIREPLACE SURROUNDS ADJACENT TO HEAT SOURCE.	\$ 310.00	S/F
	YSLMGSMQTP2	GEMSTONE SMOKEY QUARTZ POLISHED STONE 56" x 114" x 3/4" SLAB Suggested list per full slab \$13,742.30 Suggested list for 1/2 slab \$340.00 per SF (lengthwise only) TECH SPECS: SLAB EDGES ARE NOT SUITABLE FOR PROFILING. A MITERED APRON EDGE IS RECOMMENDED. TECH SPECS: NOT SUITABLE FOR HIGH HEAT APPLICATIONS SUCH AS KITCHEN BACKSPLASHES ADJACENT TO COOKTOPS OR FIREPLACE SURROUNDS ADJACENT TO HEAT SOURCE.	\$ 310.00	S/F

BX (IN BOLD), SOLD IN FULL BOXES
 TEAL, SPECIAL ORDER ITEMS
 PURPLE, IN-HOUSE FABRICATION

 LOT PHOTO APPROVAL
 INSTALLATION GUIDELINES

 COMMODITY PRICING
 CUSTOM CUTTING

RIVERSHELL

SHELL



IMAGE	CODE	DESCRIPTION	LIST	U/M
	YWHSHMOVL	RIVERSHELL WHITE POLISHED SHELL OVAL (UNBACKED) MOSAIC INTERLOCKING SHEET ROW INFO: 18 ROWS OF 9 (164 PIECES PER SHEET) SHEET COVERAGE AREA: 11-1/8" x 11-1/2" x 1/8" (0.8900 SF/PC) TECH SPECS: UNSANDED GROUT RECOMMENDED; SUITABLE FOR ONLY INTERIOR AND STANDARD SHOWER WALLS	0.8900 SF per PC 0.81 LB per SF 0.72 LB per PC 40 PC per BX 35.60 SF per BX 28.84 LB per BX	\$ 39.00 S/F
	YWHSLMOVL	RIVERSHELL WHITE POLISHED SHELL OVAL (BACKED) MOSAIC INTERLOCKING SHEET ROW INFO: 18 ROWS OF 9 (164 PIECES PER SHEET) SHEET COVERAGE AREA: 11-1/8" x 11-1/2" x 3/8" (0.8900 SF/PC) PORCELAIN BACKED	0.8900 SF per PC 3.17 LB per SF 2.82 LB per PC 10 PC per BX 8.90 SF per BX 28.21 LB per BX	\$ 65.00 S/F
	YWHSLMPHEX	RIVERSHELL WHITE POLISHED SHELL 1-1/4" X 1-1/4" X 3/8" HEXAGON (BACKED) 3.0CM MOSAIC INTERLOCKING SHEET ROW INFO: 11 ROWS OF 9 (99 PIECES PER SHEET) SHEET COVERAGE AREA: 11-1/4" x 11-3/8" x 3/8" (0.9400 SF/PC) PORCELAIN BACKED SUITABLE FOR LIGHT TRAFFIC FLOORS AND WALLS AND STANDARD SHOWER WALLS ONLY	0.9400 SF per PC 3.51 LB per SF 3.30 LB per PC 10 PC per BX 9.40 SF per BX 32.99 LB per BX	\$ 65.00 S/F
	YRVSHFBLN	RIVERSHELL WHITE POLISHED SHELL 3/4" x 12" x 3/8" FLAT LINER MOLDING PORCELAIN BACKED TECH SPECS: SUITABLE FOR LIGHT TRAFFIC FLOORS AND WALLS AND STANDARD SHOWER WALLS ONLY	1.0000 LF per PC 0.26 LB per LF 0.26 LB per PC 90 PC per BX 90.00 LF per BX 23.40 LB per BX	\$ 15.00 EA
	YRVSHLN	RIVERSHELL WHITE POLISHED SHELL 1-1/4" x 12" x 3/4" DIMENSIONAL LINER MOLDING PROJECTION: 1/4" PORCELAIN BACKED TECH SPECS: SUITABLE FOR INTERIOR AND STANDARD SHOWER WALLS ONLY	1.0000 LF per PC 0.86 LB per LF 0.86 LB per PC 35 PC per BX 35.00 LF per BX 30.10 LB per BX	\$ 45.00 EA

BX (IN BOLD), SOLD IN FULL BOXES
 TEAL, SPECIAL ORDER ITEMS
 PURPLE, IN-HOUSE FABRICATION






LOT PHOTO APPROVAL
 INSTALLATION GUIDELINES

COMMODITY PRICING
 CUSTOM CUTTING

RIVERSHELL



SHELL



IMAGE	CODE	DESCRIPTION	LIST	U/M
	YWHSHMHEX	RIVERSHELL WHITE POLISHED SHELL 1-1/4" X 1-1/4" X 1/8" HEXAGON (UNBACKED) 3.0CM MOSAIC INTERLOCKING SHEET ROW INFO: 11 ROWS OF 9 (99 PIECES PER SHEET) SHEET COVERAGE AREA: 11-3/8" x 12" x 1/8" (0.9500 SF/PC) TECH SPECS: UNSANDED GROUT RECOMMENDED; SUITABLE FOR ONLY INTERIOR AND STANDARD SHOWER WALLS	0.9500 SF per PC 0.84 LB per SF 0.80 LB per PC 40 PC per BX 38.00 SF per BX 31.92 LB per BX	\$ 33.00 S/F
	YWHSL412	RIVERSHELL WHITE POLISHED SHELL 4" x 12" x 3/8" FIELD TILE PORCELAIN BACKED TECH SPECS: SUITABLE FOR LIGHT TRAFFIC FLOORS AND WALLS AND STANDARD SHOWER WALLS ONLY	0.3333 SF per PC 3.75 LB per SF 1.25 LB per PC 28 PC per BX 9.33 SF per BX 35.00 LB per BX	\$ 80.00 S/F
	YWHSL12	RIVERSHELL WHITE POLISHED SHELL 12" x 12" x 3/8" FIELD TILE CRATED MATERIAL; PACKED TO ORDER PORCELAIN BACKED TECH SPECS: SUITABLE FOR LIGHT TRAFFIC FLOORS AND WALLS AND STANDARD SHOWER WALLS ONLY TECH SPECS: SUITABLE FOR USE IN CUSTOM WATER JET PATTERNS. UPCHARGES MAY APPLY.	1.0000 SF per PC 3.91 LB per SF 3.91 LB per PC 10 PC per BX 10.00 SF per BX 39.10 LB per BX	\$ 80.00 S/F
	YWHSLM1.5	RIVERSHELL WHITE POLISHED SHELL 5/8" X 5/8" STRAIGHT JOINT (BACKED) 1.5CM MOSAIC SHEET COVERAGE AREA: 12" x 12" x 3/8" (1.0000 SF/PC) PORCELAIN BACKED - CHIP IS MADE FROM ONE FULL PIECE OF SHELL LIMITED INVENTORY - LOT 29872 FOR WALL USE ONLY	1.0000 SF per PC 2.27 LB per SF 2.27 LB per PC 10 PC per BX 10.00 SF per BX 22.70 LB per BX	\$ 75.00 S/F
	YWHSL1224	RIVERSHELL WHITE POLISHED SHELL 12" x 24" x 3/8" FIELD TILE PORCELAIN BACKED TECH SPECS: SUITABLE FOR LIGHT TRAFFIC FLOORS AND WALLS AND STANDARD SHOWER WALLS ONLY TECH SPECS: SUITABLE FOR USE IN CUSTOM WATER JET PATTERNS. UPCHARGES MAY APPLY.	2.0000 SF per PC 3.93 LB per SF 7.86 LB per PC 10 PC per BX 20.00 SF per BX 78.60 LB per BX	\$ 80.00 S/F


BX (IN BOLD), SOLD IN FULL BOXES
 TEAL, SPECIAL ORDER ITEMS
 PURPLE, IN-HOUSE FABRICATION

 LOT PHOTO APPROVAL
 INSTALLATION GUIDELINES

 COMMODITY PRICING
 CUSTOM CUTTING

TROPIQUE MOP SHELL



IMAGE	CODE	DESCRIPTION	LIST	U/M
	YTRWHMOP3	<p>TROPIQUE WHITE IRIDESCENT SHELL 1-1/4" X 1-1/4" X 3/8" MOSAIC ROW INFO: LOOSE PIECES SOLD SEPARATELY SHEET COVERAGE AREA: 3/8" (0.0108 LF/PC)</p> <p>100 PIECES PER SF; MAY BE MESHED OR BLENDED STONE BACKED</p> <p>TECH SPECS: SUITABLE FOR WALLS & LOW TRAFFIC FLOORS;</p>	<p>0.0108 LF per PC 4.00 LB per LF 0.04 LB per PC 750 PC per BX 8.10 LF per BX 32.40 LB per BX</p>	<p>\$ 8.75 EA</p>

BX (IN BOLD), SOLD IN FULL BOXES
 TEAL, SPECIAL ORDER ITEMS
 PURPLE, IN-HOUSE FABRICATION



LOT PHOTO APPROVAL



INSTALLATION GUIDELINES



COMMODITY PRICING



CUSTOM CUTTING

CARVED STONE



IMAGE	CODE	DESCRIPTION	LIST	U/M
	SACROTHP12	ACROPOLIS THASSOS POLISHED STONE 2-5/16" x 12" x 3/16" FIELD DIMENSIONAL PROJECTION: 1"	0.1900 SF per PC \$ 130.00 S/F	
	SBCAMBMX24	AMBRA BIANCO CARRARA MIXED FINISH STONE 24" x 24" x 5/8" FIELD DIMENSIONAL HAND CARVED REAL STONE; ALLOW FOR VARIATION IN PATTERNING; 2 PIECES PER SET, PART 1 & PART 2 TECH SPECS: DO NOT USE COLOR ENHANCER; SEE INSTALLATION TIPS FOR OUT CORNER DETAIL	4.0000 SF per PC 9.25 LB per SF 37.00 LB per PC 2 PC per BX 8.00 SF per BX 74.00 LB per BX \$ 80.00 S/F	
	SGRISAMBMX24	AMBRA GRIS MIXED FINISH STONE 24" x 24" x 5/8" FIELD DIMENSIONAL HAND CARVED REAL STONE; ALLOW FOR VARIATION IN PATTERNING; 2 PIECES PER SET, PART 1 & PART 2 TECH SPECS: DO NOT USE COLOR ENHANCER; SEE INSTALLATION TIPS FOR OUT CORNER DETAIL TECH SPECS: INSTALL WITH MAPEI GRANIRAPID ONLY	4.0000 SF per PC 9.25 LB per SF 37.00 LB per PC 2 PC per BX 8.00 SF per BX 74.00 LB per BX \$ 50.00 S/F	
	SLBAMBMX24	AMBRA LAKE BLUE MIXED FINISH STONE 24" x 24" x 5/8" FIELD DIMENSIONAL HAND CARVED REAL STONE; ALLOW FOR VARIATION IN PATTERNING; 2 PIECES PER SET, PART 1 & PART 2 TECH SPECS: DO NOT USE COLOR ENHANCER; SEE INSTALLATION TIPS FOR OUT CORNER DETAIL	4.0000 SF per PC 9.25 LB per SF 37.00 LB per PC 2 PC per BX 8.00 SF per BX 74.00 LB per BX \$ 50.00 S/F	
	SMOSSAMBMX24	AMBRA MOSS GREEN MIXED FINISH STONE 24" x 24" x 5/8" FIELD DIMENSIONAL HAND CARVED REAL STONE; ALLOW FOR VARIATION IN PATTERNING; 2 PIECES PER SET, PART 1 & PART 2 TECH SPECS: DO NOT USE COLOR ENHANCER; SEE INSTALLATION TIPS FOR OUT CORNER DETAIL	4.0000 SF per PC 9.25 LB per SF 37.00 LB per PC 2 PC per BX 8.00 SF per BX 74.00 LB per BX \$ 50.00 S/F	

BX (IN BOLD), SOLD IN FULL BOXES
TEAL, SPECIAL ORDER ITEMS
PURPLE, IN-HOUSE FABRICATION

LOT PHOTO APPROVAL
 INSTALLATION GUIDELINES

COMMODITY PRICING
 CUSTOM CUTTING

CARVED STONE



IMAGE	CODE	DESCRIPTION	LIST	U/M
	SNOIAMBMX24	<p>AMBRA NOIR MIXED FINISH STONE 24" x 24" x 5/8" FIELD DIMENSIONAL</p> <p>HAND CARVED REAL STONE; ALLOW FOR VARIATION IN PATTERNING; 2 PIECES PER SET, PART 1 & PART 2</p> <p>TECH SPECS: DO NOT USE COLOR ENHANCER</p>	<p>4.0000 SF per PC</p> <p>5.70 LB per SF</p> <p>22.80 LB per PC</p> <p>2 PC per BX</p> <p>8.00 SF per BX</p> <p>45.60 LB per BX</p>	\$ 50.00 S/F
	SBCCANOPY16	<p>CANOPY© BIANCO CARRARA MIXED FINISH STONE 16" x 16" x 3/8" FIELD DIMENSIONAL</p> <p>HANDFINISHED CARVED STONE; ALLOW FOR VARIATION IN PATTERNING</p> <p>TECH SPECS: Do Not Use Color Enhancer</p>	<p>1.7800 SF per PC</p> <p>5.45 LB per SF</p> <p>9.70 LB per PC</p> <p>5 PC per BX</p> <p>8.90 SF per BX</p> <p>48.51 LB per BX</p>	\$ 80.00 S/F
	SGRICANOPY16	<p>CANOPY© GRIS MIXED FINISH STONE 16" x 16" x 3/8" FIELD DECORATIVE</p> <p>HANDFINISHED CARVED STONE; ALLOW FOR VARIATION IN PATTERNING</p> <p>TECH SPECS: DO NOT USE COLOR ENHANCER; SEE INSTALLATION TIPS FOR OUT CORNER DETAIL</p> <p>TECH SPECS: INSTALL WITH MAPEI GRANIRAPID ONLY</p>	<p>1.7800 SF per PC</p> <p>5.45 LB per SF</p> <p>9.70 LB per PC</p> <p>5 PC per BX</p> <p>8.90 SF per BX</p> <p>48.51 LB per BX</p>	\$ 70.00 S/F
	SDUNBC1224	<p>DUNE BIANCO CARRARA MIXED FINISH STONE 12" x 24" x 1" FIELD DIMENSIONAL</p> <p>CRATED MATERIAL; PACKED TO ORDER</p> <p>APPROX. 56 S/F PER CRATE</p> <p>**Must be installed with a minimum 1/8" grout joint."</p> <p>TECH SPECS: THE DUNE PATTERN HAS JAGGED HORIZONTAL LINES THAT MAY APPEAR SLANTED UNDER SOME LIGHTING CONDITIONS. THIS OPTICAL ILLUSION CAN BE MINIMIZED BY LIGHTING FROM THE SIDE. DO NOT USE COLOR ENHANCER</p>	<p>2.0000 SF per PC</p> <p>6.75 LB per SF</p> <p>13.50 LB per PC</p> <p>1 PC per BX</p> <p>2.00 SF per BX</p> <p>13.50 LB per BX</p>	\$ 196.00 S/F
	SDUNSM1224	<p>DUNE SMOKE MIXED FINISH STONE 12" x 24" x 1" FIELD DIMENSIONAL</p> <p>CRATED MATERIAL; PACKED TO ORDER</p> <p>APPROX. 56 S/F PER CRATE</p> <p>**Must be installed with a minimum 1/8" grout joint."</p> <p>TECH SPECS: THE DUNE PATTERN HAS JAGGED HORIZONTAL LINES THAT MAY APPEAR SLANTED UNDER SOME LIGHTING CONDITIONS. THIS OPTICAL ILLUSION CAN BE MINIMIZED BY LIGHTING FROM THE SIDE. DO NOT USE COLOR ENHANCER</p>	<p>2.0000 SF per PC</p> <p>6.75 LB per SF</p> <p>13.50 LB per PC</p> <p>1 PC per BX</p> <p>2.00 SF per BX</p> <p>13.50 LB per BX</p>	\$ 200.00 S/F

BX (IN BOLD), SOLD IN FULL BOXES
 TEAL, SPECIAL ORDER ITEMS
 PURPLE, IN-HOUSE FABRICATION

LOT PHOTO APPROVAL
 INSTALLATION GUIDELINES

COMMODITY PRICING
 CUSTOM CUTTING

CARVED STONE



IMAGE	CODE	DESCRIPTION	LIST	U/M
	SDMOCGMP	DUOMO CALACATTA GOLD POLISHED STONE MOSAIC DIMENSIONAL PROJECTION: 3/4 SHEET COVERAGE AREA: 11" x 12-11/16" x 3/8" (0.9700 SF/PC)	0.9700 SF per PC 5.43 LB per SF 5.27 LB per PC 10 PC per BX 9.70 SF per BX 52.67 LB per BX	\$ 99.00 S/F
	SGRYSBCM24	GRAYSON BIANCO CARRARA MIXED FINISH STONE 22-15/16" x 21-5/8" x 11/16" FIELD DIMENSIONAL CRATED MATERIAL; PACKED TO ORDER ***INCLUDE 1 PC. SMGRYSNJIG, GRAYSON JIG TOOL FOR EVERY 4 PCS (13.72 SF) OF GRAYSON WITH EVERY ORDER*** TECH SPECS: DO NOT USE COLOR ENHANCER. ANGLED SURFACE, THICKNESS RANGES FROM 1/4" TO 11/16". PLEASE USE BAG GROUT CHECK PATTERN ORIENTATION AND FOLLOW DRAWING.	3.4300 SF per PC 4.94 LB per SF 16.94 LB per PC 1 PC per BX 3.43 SF per BX 16.94 LB per BX	\$ 191.00 S/F
	SGRYSGFM24	GRAYSON GREY FOUSSANA MIXED FINISH STONE 22-15/16" x 21-5/8" x 11/16" FIELD DIMENSIONAL CRATED MATERIAL; PACKED TO ORDER ***INCLUDE 1 PC. SMGRYSNJIG, GRAYSON JIG TOOL FOR EVERY 4 PCS (13.72 SF) OF GRAYSON WITH EVERY ORDER*** TECH SPECS: DO NOT USE COLOR ENHANCER. ANGLED SURFACE, THICKNESS RANGES FROM 1/4" TO 11/16". PLEASE USE BAG GROUT CHECK PATTERN ORIENTATION AND FOLLOW DRAWING.	3.4300 SF per PC 4.94 LB per SF 16.94 LB per PC 1 PC per BX 3.43 SF per BX 16.94 LB per BX	\$ 191.00 S/F
	SPIACGMP	PIATTI CALACATTA GOLD POLISHED STONE MOSAIC DIMENSIONAL THICKNESS VARIES SHEET COVERAGE AREA: 10" x 12-5/8" (0.8800 SF/PC)	0.8800 SF per PC 5.43 LB per SF 4.78 LB per PC 8 PC per BX 7.04 SF per BX 38.23 LB per BX	\$ 120.00 S/F
	SPINCGH1224	PINNACLE CALACATTA GOLD HONED STONE 12" x 24" x 3/8" FIELD DIMENSIONAL PROJECTION: 3/4"	2.0000 SF per PC 8.45 LB per SF 16.90 LB per PC 2 PC per BX 4.00 SF per BX 33.80 LB per BX	\$ 150.00 S/F





BX (IN BOLD), SOLD IN FULL BOXES
TEAL, SPECIAL ORDER ITEMS
PURPLE, IN-HOUSE FABRICATION

LOT PHOTO APPROVAL
 INSTALLATION GUIDELINES

COMMODITY PRICING
 CUSTOM CUTTING



CARVED STONE



IMAGE	CODE	DESCRIPTION	LIST	U/M
	SSTEPGMP	STEPS CALACATTA GOLD POLISHED STONE MOSAIC DIMENSIONAL PROJECTION: 3/4 SHEET COVERAGE AREA: 14-1/4" x 7-3/4" x 3/8" (0.7700 SF/PC)	0.7700 SF per PC 5.30 LB per SF 4.08 LB per PC 10 PC per BX 7.70 SF per BX 40.81 LB per BX	\$ 95.00 S/F
	SSTEPNMMP	STEPS NERO MARQUINA POLISHED STONE MOSAIC DIMENSIONAL PROJECTION: 3/4 SHEET COVERAGE AREA: 14-1/4" x 7-3/4" x 3/8" (0.7700 SF/PC)	0.7700 SF per PC 5.30 LB per SF 4.08 LB per PC 10 PC per BX 7.70 SF per BX 40.81 LB per BX	\$ 80.00 S/F
	SZVLBLHCLVS16	ZIVA LEAVES® LAKE BLUE MIXED FINISH STONE 16" x 16" x 3/8" FIELD DIMENSIONAL HAND CARVED STONE; ALLOW FOR VARIATION IN PATTERNING TECH SPECS: DO NOT USE COLOR ENHANCER	1.7800 SF per PC 5.45 LB per SF 9.70 LB per PC 2 PC per BX 3.56 SF per BX 19.40 LB per BX	\$ 45.00 S/F
	SZVBCHCLOT16	ZIVA LOTUS® BIANCO CARRARA MIXED FINISH STONE 16" x 16" x 3/8" FIELD DIMENSIONAL HAND CARVED STONE; ALLOW FOR VARIATION IN PATTERNING TECH SPECS: DO NOT USE COLOR ENHANCER	1.7800 SF per PC 5.45 LB per SF 9.70 LB per PC 6 PC per BX 10.68 SF per BX 58.21 LB per BX	\$ 70.00 S/F

BX (IN BOLD), SOLD IN FULL BOXES
TEAL, SPECIAL ORDER ITEMS
PURPLE, IN-HOUSE FABRICATION

 LOT PHOTO APPROVAL
 INSTALLATION GUIDELINES


 COMMODITY PRICING
 CUSTOM CUTTING

TECHNICAL INFO

HAND CARVED STONE (AMBRA / ZIVA)



AMBRA OUT CORNER TURNING CORNER WITH TWO PIECES. PLEASE READ IN FULL PRIOR TO BEGINNING INSTALLATION!



1 If layout will allow use of full pieces at the corner, verify you have two pieces selected/aligned so pattern will carry around the corner.




2 Mark the edge to be mitered on each piece.



3 Set blade at 45 degree angle and position first piece to be cut.



4 Tile is face-up, blade at 45 degree angle. Backmiter (aka quirk miter) without cutting into carved face of the tile.
NOTE: Keep top edge of pattern slightly back from blade.




5 Showing backmiter.



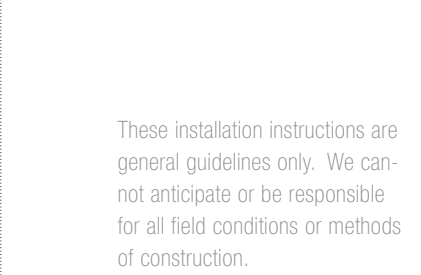
6 Wet-saw blade set at 45 degrees.



7 Cut is complete.
NOTE: Only a small amount of material has been removed.
Repeat steps 1-6 for piece 2.



8 Verifying cuts, fit and alignment of two mitered pieces.
Continue with installation steps on side B, B6-B9.



9 These installation instructions are general guidelines only. We cannot anticipate or be responsible for all field conditions or methods of construction. Should you have any questions, please refer to TCNA / MIA standards or contact your sales representative prior to commencing installation.

All stone must be sealed. Do not use color enhancer on Ambra.

TECHNICAL INFO

HAND CARVED STONE (AMBRA / ZIVA)



AMBRA OUT CORNER TURNING CORNER WITH ONE PIECE. PLEASE READ IN FULL PRIOR TO BEGINNING INSTALLATION!



1 Place one full piece on wall next to last installed piece. Verify pattern alignment. Measure piece along face of wall; extend beyond the corner the thickness of one tile. NOTE: Work off center of wall. Verify end-cuts will be even. Shift tiles as necessary to avoid thin cuts at corners.



2 Mark piece for single straight cut. Be sure to mark the tile so that you know which is the front piece and which piece will be used for the return. The cut edge on the two pieces will be backmitered as previously illustrated.



3 Straight cut to make two pieces necessary for corner installation.



4 Miter cut. Tile is face-up, blade at 45 degree angle. Backmiter (aka quirk miter) without cutting into carved face of the tile. NOTE: Keep top edge of pattern slightly back from blade.



5 Measuring return for single straight cut to remove excess material from the return piece (the un-mitered edge).




6 Installing cut and mitered pieces. Keying mortar in.



7 Installing cut and mitered pieces. Trowel mortar. Clean and backbutter cut piece to achieve 100% coverage.



8 Installing cut and mitered pieces. Set cut piece in mortar bed.



9 Install returned piece in similar manner. FINAL FINISHING: If necessary, edges of quirk miter may be lightly smoothed; quirk joint may be filled with grout or sealant.

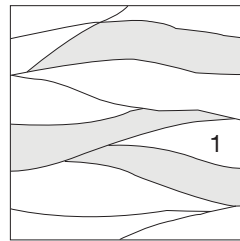
All stone must be sealed. Do not use color enhancer on Ambra.

TECHNICAL INFO

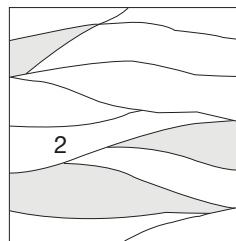
HAND CARVED STONE (AMBRA)



AMBRA INSTALLATION EXAMPLES USING PART 1 AND PART 2



PART 1




PART 2


Ambra is sold as two part unit. Multiple variations of the pattern can be achieved by orientating and arranging Part 1 & Part 2 differently.

Installation examples

EXAMPLE 1




EXAMPLE 2

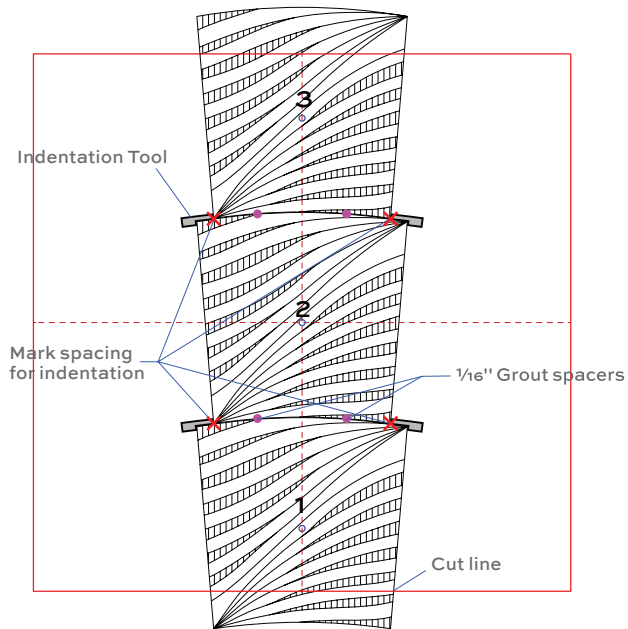


NOTE: Part 1 & Part 2 can only be rotated 180 degrees, but can be arranged in any sequence desired.

GRAYSON INSTALLATION GUIDE

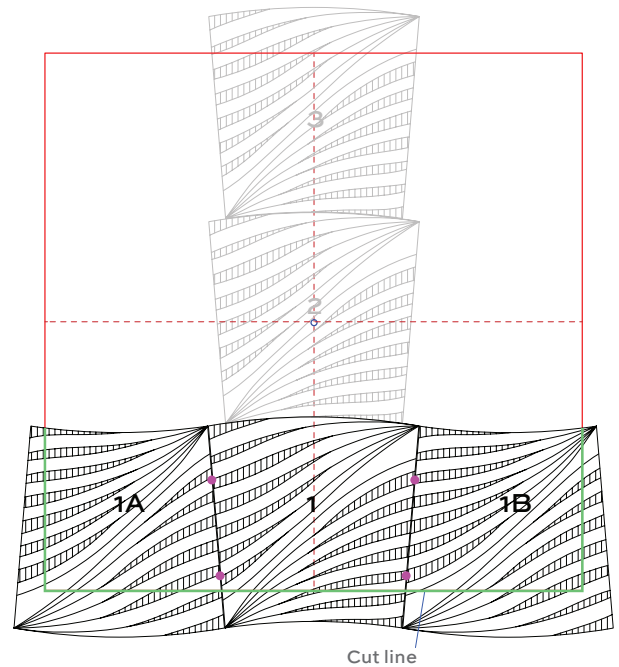


STEP 1



- Dry lay the central vertical row (1, 2, 3) with 1/16" grout spacers on floor.
- Use included indentation tool to space each tile evenly.
- MARK spacing with stone-appropriate soft pencil.
- Place marked tiles 2 and 3 aside for later use.

STEP 2

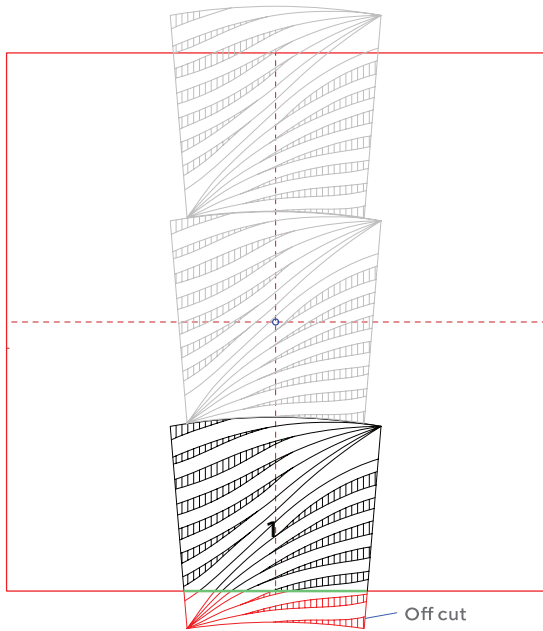


- Rotate tiles to the left and right of tile 1 by 180°.
- Dry lay bottom row (1A, 1, 1B) with edges & corners evenly aligned.
- Add 1/16" grout spacers.
- Measure and MARK bottom edge of wall for cutting on 1A, 1, 1B.

GRAYSON INSTALLATION GUIDE

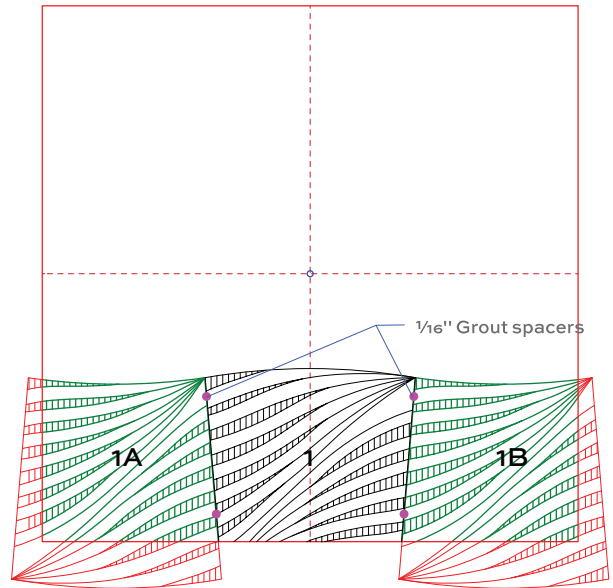


STEP 3



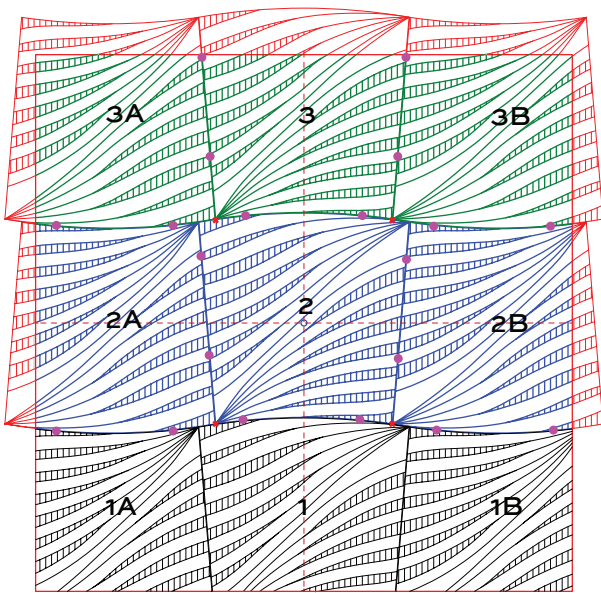
- Cut and install bottom center tile 1.

STEP 4



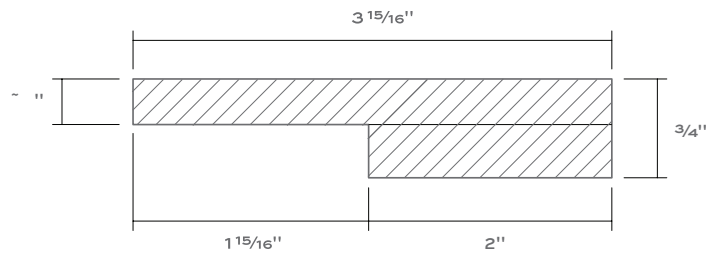
- Cut tiles 1A and 1B and install with 1/16" grout spacers.

STEP 5



- Install tile 2, lining up original centering marks.
- Repeat steps 2-4 for each horizontal row.

GRAYSON INSTALLATION JIG TOOL



CELESTIAL STONE



IMAGE	CODE	DESCRIPTION	LIST	U/M
	<p>SMXCELP2</p>	<p>CELESTIAL STARRY BLUE POLISHED STONE MOSAIC INTERLOCKING SHEET SHEET COVERAGE AREA: 12" x 12" x 3/8" (1.0000 SF/PC)</p> <p>thassos 20%, azul cielo 20%, azul macubas 20%, bardiglio 20%, bianco antico 20%</p> <p>TECH SPECS: DRY LAYING OF THIS PRODUCT PRIOR TO INSTALLATION IS RECOMMENDED</p>	<p>1.0000 SF per PC 6.00 LB per SF 6.00 LB per PC 10 PC per BX 10.00 SF per BX 60.00 LB per BX</p>	<p>\$ 120.00 S/F</p>

BX (IN BOLD), SOLD IN FULL BOXES
TEAL, SPECIAL ORDER ITEMS
PURPLE, IN-HOUSE FABRICATION



LOT PHOTO APPROVAL



INSTALLATION GUIDELINES



COMMODITY PRICING



CUSTOM CUTTING

CHELSEA



STONE



IMAGE	CODE	DESCRIPTION	LIST	U/M
	SBCHCHL1	CHELSEA 1 BIANCO CARRARA HONED STONE 3/4" x 12" x 3/4" LINER MOLDING PROJECTION: 3/4	1.0000 LF per PC 0.54 LB per LF 0.54 LB per PC 20 PC per BX 20.00 LF per BX 10.80 LB per BX	\$ 15.00 EA
	SBCPCHL1	CHELSEA 1 BIANCO CARRARA POLISHED STONE 3/4" x 12" x 3/4" LINER MOLDING PROJECTION: 3/4	1.0000 LF per PC 0.54 LB per LF 0.54 LB per PC 20 PC per BX 20.00 LF per BX 10.80 LB per BX	\$ 15.00 EA
	SBCPCHL2	CHELSEA 2 BIANCO CARRARA POLISHED STONE 1-1/4" x 12" x 3/4" LINER MOLDING PROJECTION: 3/4	1.0000 LF per PC 1.12 LB per LF 1.12 LB per PC 30 PC per BX 30.00 LF per BX 33.60 LB per BX	\$ 18.00 EA
	SBDPCHL1	CHELSEA 1 BIANCO DOLOMITI POLISHED STONE 3/4" x 12" x 3/4" LINER MOLDING PROJECTION: 3/4"	1.0000 LF per PC 0.67 LB per LF 0.67 LB per PC 45 PC per BX 45.00 LF per BX 30.15 LB per BX	\$ 18.00 EA
	SBDPCHL2	CHELSEA 2 BIANCO DOLOMITI POLISHED STONE 1-1/4" x 12" x 3/4" LINER MOLDING PROJECTION: 3/4"	1.0000 LF per PC 0.97 LB per LF 0.97 LB per PC 30 PC per BX 30.00 LF per BX 29.10 LB per BX	\$ 22.00 EA

BX (IN BOLD), SOLD IN FULL BOXES
 TEAL, SPECIAL ORDER ITEMS
 PURPLE, IN-HOUSE FABRICATION






 LOT PHOTO APPROVAL
 INSTALLATION GUIDELINES

 COMMODITY PRICING
 CUSTOM CUTTING

CHELSEA


STONE



IMAGE	CODE	DESCRIPTION	LIST	U/M
	SCGHCHL1	CHELSEA 1 CALACATTA GOLD HONED STONE 3/4" x 12" x 3/4" LINER MOLDING PROJECTION: 3/4	1.0000 LF per PC 0.54 LB per LF 0.54 LB per PC 20 PC per BX 20.00 LF per BX 10.80 LB per BX	\$ 20.00 EA
	SCGPCHL1	CHELSEA 1 CALACATTA GOLD POLISHED STONE 3/4" x 12" x 3/4" LINER MOLDING PROJECTION: 3/4	1.0000 LF per PC 0.60 LB per LF 0.60 LB per PC 45 PC per BX 45.00 LF per BX 27.00 LB per BX	\$ 20.00 EA
	SCGHCHL2	CHELSEA 2 CALACATTA GOLD HONED STONE 1-1/4" x 12" x 3/4" LINER MOLDING PROJECTION: 3/4	1.0000 LF per PC 0.91 LB per LF 0.91 LB per PC 20 PC per BX 20.00 LF per BX 18.20 LB per BX	\$ 24.00 EA
	SCGPCHL2	CHELSEA 2 CALACATTA GOLD POLISHED STONE 1-1/4" x 12" x 3/4" LINER MOLDING PROJECTION: 3/4	1.0000 LF per PC 1.00 LB per LF 1.00 LB per PC 45 PC per BX 45.00 LF per BX 45.00 LB per BX	\$ 24.00 EA
	SCLDHCHL1	CHELSEA 1 CLOUD HONED STONE 3/4" x 12" x 3/4" LINER MOLDING PROJECTION: 3/4"	1.0000 LF per PC 0.67 LB per LF 0.67 LB per PC 45 PC per BX 45.00 LF per BX 30.15 LB per BX	\$ 12.00 EA

BX (IN BOLD), SOLD IN FULL BOXES
 TEAL, SPECIAL ORDER ITEMS
 PURPLE, IN-HOUSE FABRICATION

 LOT PHOTO APPROVAL
 INSTALLATION GUIDELINES

 COMMODITY PRICING
 CUSTOM CUTTING

CHELSEA



STONE



IMAGE	CODE	DESCRIPTION	LIST	U/M
	SCLDHCHL2	CHELSEA 2 CLOUD HONED STONE 1-1/4" x 12" x 3/4" LINER MOLDING PROJECTION: 3/4"	1.0000 LF per PC 0.97 LB per LF 0.97 LB per PC 30 PC per BX 30.00 LF per BX 29.10 LB per BX	\$ 15.00 EA
	SCMPCHL1	CHELSEA 1 CREMA MARFIL POLISHED STONE 3/4" x 12" x 3/4" LINER MOLDING PROJECTION: 3/4"	1.0000 LF per PC 0.66 LB per LF 0.66 LB per PC 45 PC per BX 45.00 LF per BX 29.70 LB per BX	\$ 16.00 EA
	SCMPCHL2	CHELSEA 2 CREMA MARFIL POLISHED STONE 1-1/4" x 12" x 3/4" LINER MOLDING PROJECTION: 3/4"	1.0000 LF per PC 0.91 LB per LF 0.91 LB per PC 20 PC per BX 20.00 LF per BX 18.20 LB per BX	\$ 20.00 EA
	SGRFHCHL1	CHELSEA 1 GREY FOUSSANA HONED STONE 3/4" x 12" x 3/4" LINER MOLDING PROJECTION: 3/4" TECH SPECS: INSTALL WITH MAPEI GRANIRAPID ONLY	1.0000 LF per PC 0.54 LB per LF 0.54 LB per PC 20 PC per BX 20.00 LF per BX 10.80 LB per BX	\$ 14.00 EA
	SNMPCHL1	CHELSEA 1 NERO MARQUINA POLISHED STONE 3/4" x 12" x 3/4" LINER MOLDING PROJECTION: 3/4"	1.0000 LF per PC 0.67 LB per LF 0.67 LB per PC 45 PC per BX 45.00 LF per BX 30.15 LB per BX	\$ 12.00 EA

BX (IN BOLD), SOLD IN FULL BOXES
 TEAL, SPECIAL ORDER ITEMS
 PURPLE, IN-HOUSE FABRICATION

 LOT PHOTO APPROVAL
 INSTALLATION GUIDELINES

 COMMODITY PRICING
 CUSTOM CUTTING

CHELSEA



STONE



IMAGE	CODE	DESCRIPTION	LIST	U/M
	SNMPCHL2	CHELSEA 2 NERO MARQUINA POLISHED STONE 1-1/4" x 12" x 3/4" LINER MOLDING PROJECTION: 3/4"	1.0000 LF per PC 0.96 LB per LF 0.96 LB per PC 30 PC per BX 30.00 LF per BX 28.80 LB per BX	\$ 16.00 EA
	SPWPCHL1	CHELSEA 1 PACIFIC WHITE POLISHED STONE 3/4" x 12" x 3/4" LINER MOLDING PROJECTION: 3/4"	1.0000 LF per PC 0.72 LB per LF 0.72 LB per PC 45 PC per BX 45.00 LF per BX 32.40 LB per BX	\$ 13.00 EA 
	SPWPCHL2	CHELSEA 2 PACIFIC WHITE POLISHED STONE 1-1/4" x 12" x 3/4" LINER MOLDING PROJECTION: 3/4"	1.0000 LF per PC 1.12 LB per LF 1.12 LB per PC 30 PC per BX 30.00 LF per BX 33.60 LB per BX	\$ 16.00 EA 
	SSMHCHL1	CHELSEA 1 SMOKE HONED STONE 3/4" x 12" x 3/4" LINER MOLDING PROJECTION: 3/4"	1.0000 LF per PC 0.67 LB per LF 0.67 LB per PC 45 PC per BX 45.00 LF per BX 30.15 LB per BX	\$ 18.00 EA
	SSMHCHL2	CHELSEA 2 SMOKE HONED STONE 1-1/4" x 12" x 3/4" LINER MOLDING PROJECTION: 3/4"	1.0000 LF per PC 0.98 LB per LF 0.98 LB per PC 30 PC per BX 30.00 LF per BX 29.40 LB per BX	\$ 22.00 EA

BX (IN BOLD), SOLD IN FULL BOXES
 TEAL, SPECIAL ORDER ITEMS
 PURPLE, IN-HOUSE FABRICATION





 LOT PHOTO APPROVAL
 INSTALLATION GUIDELINES

 COMMODITY PRICING
 CUSTOM CUTTING

CHELSEA

STONE



IMAGE	CODE	DESCRIPTION	LIST	U/M
	SSTAPCHL1	CHELSEA 1 STATUARY POLISHED STONE 3/4" x 12" x 3/4" LINER MOLDING PROJECTION: 3/4	1.0000 LF per PC 0.68 LB per LF 0.68 LB per PC 45 PC per BX 45.00 LF per BX 30.60 LB per BX	\$ 18.00 EA
	SSTAPCHL2	CHELSEA 2 STATUARY POLISHED STONE 1-1/4" x 12" x 3/4" LINER MOLDING PROJECTION: 3/4"	1.0000 LF per PC 0.98 LB per LF 0.98 LB per PC 30 PC per BX 30.00 LF per BX 29.40 LB per BX	\$ 22.00 EA
	STHPCHL1	CHELSEA 1 THASSOS POLISHED STONE 3/4" x 12" x 3/4" LINER MOLDING PROJECTION: 3/4	1.0000 LF per PC 0.72 LB per LF 0.72 LB per PC 45 PC per BX 45.00 LF per BX 32.40 LB per BX	\$ 20.00 EA
	STHPCHL2	CHELSEA 2 THASSOS POLISHED STONE 1-1/4" x 12" x 3/4" LINER MOLDING PROJECTION: 3/4	1.0000 LF per PC 0.97 LB per LF 0.97 LB per PC 30 PC per BX 30.00 LF per BX 29.10 LB per BX	\$ 25.00 EA

BX (IN BOLD), SOLD IN FULL BOXES
 TEAL, SPECIAL ORDER ITEMS
 PURPLE, IN-HOUSE FABRICATION





 LOT PHOTO APPROVAL
 INSTALLATION GUIDELINES

 COMMODITY PRICING
 CUSTOM CUTTING

CHEVRONS



STONE



IMAGE	CODE	DESCRIPTION	LIST	U/M
	SVSASHVCMB212	ASH VEIN CUT DEEP BRUSHED STONE 2" X 12" X 3/8 CHEVRON MOSAIC 4 ROWS OF 2 (8 PIECES PER SHEET) SHEET COVERAGE AREA: 10-7/16" x 17-1/16" x 3/8" (1.2400 SF/PC) TECH SPECS: INSTALL WITH MAPEI GRANIRAPID ONLY	1.2400 SF per PC 5.90 LB per SF 7.32 LB per PC 8 PC per BX 9.92 SF per BX 58.53 LB per BX	\$ 22.00 S/F
	SBCMPCHV1X3	BIANCO CARRARA POLISHED STONE 1" X 3" X 3/8 CHEVRON MOSAIC 9 ROWS OF 4 (36 PIECES PER SHEET) SHEET COVERAGE AREA: 12-1/16" x 9-3/4" x 3/8" (0.8200 SF/PC)	0.8200 SF per PC 4.73 LB per SF 3.88 LB per PC 10 PC per BX 8.20 SF per BX 38.79 LB per BX	\$ 30.00 S/F
	SBDOLMPCHV1X3	CHEVRON BIANCO DOLOMITI POLISHED STONE 1" X 3" X 3/8" CHEVRON MOSAIC INTERLOCKING SHEET ROW INFO: 9 ROWS OF 4 (36 PIECES PER SHEET) SHEET COVERAGE AREA: 12-1/16" x 9-3/4" x 3/8" (0.8200 SF/PC) AKA BIANCO DOLOMITE	0.8200 SF per PC 4.66 LB per SF 3.82 LB per PC 10 PC per BX 8.20 SF per BX 38.21 LB per BX	\$ 28.50 S/F
	SCGMPCHV1X3	CALACATTA GOLD POLISHED STONE 1" X 3" X 3/8 CHEVRON MOSAIC ROW INFO: 9 ROWS OF 4 (36 PIECES PER SHEET) SHEET COVERAGE AREA: 12-1/16" x 9-3/4" x 3/8" (0.8200 SF/PC)	0.8200 SF per PC 4.73 LB per SF 3.88 LB per PC 10 PC per BX 8.20 SF per BX 38.79 LB per BX	\$ 35.00 S/F
	SVSCLVCBCHEV	CHEVRON CLOUD DEEP BRUSHED STONE STRAIGHT EDGE 6" x 24" x 3/8" FIELD TILE TWO PIECE PATTERN A & B EXPECT VARIATION; OCCASIONAL PINK VEINING MAY APPEAR, CROSS-VEINING TO BE EXPECTED Parts A & B are packed separately. 12-pcs/box-Part A and 12-pc/box Part B. Sold as complete units in increments of 20.16-square feet.	0.8400 SF per PC 4.60 LB per SF 3.86 LB per PC 24 PC per BX 20.16 SF per BX 92.74 LB per BX	\$ 22.00 S/F

BX (IN BOLD), SOLD IN FULL BOXES
 TEAL, SPECIAL ORDER ITEMS
 PURPLE, IN-HOUSE FABRICATION



 LOT PHOTO APPROVAL
 INSTALLATION GUIDELINES

 COMMODITY PRICING
 CUSTOM CUTTING

CHEVRONS

STONE



IMAGE	CODE	DESCRIPTION	LIST	U/M
	SVSCLVCMB212	CLOUD VEIN CUT DEEP BRUSHED STONE 2" X 12" X 3/8 CHEVRON MOSAIC 4 ROWS OF 2 (8 PIECES PER SHEET) SHEET COVERAGE AREA: 10-7/16" x 17-1/16" x 3/8" (1.2400 SF/PC) EXPECT VARIATION; OCCASIONAL PINK VEINING MAY APPEAR	1.2400 SF per PC 5.90 LB per SF 7.32 LB per PC 8 PC per BX 9.92 SF per BX 58.53 LB per BX	\$ 22.00 S/F
	STHMPCHV1X3	THASSOS POLISHED STONE 1" X 3" X 3/8 CHEVRON MOSAIC ROW INFO: 9 ROWS OF 4 (36 PIECES PER SHEET) SHEET COVERAGE AREA: 12-1/16" x 9-3/4" x 3/8" (0.8200 SF/PC)	0.8200 SF per PC 4.73 LB per SF 3.88 LB per PC 10 PC per BX 8.20 SF per BX 38.79 LB per BX	\$ 36.00 S/F



BX (IN BOLD), SOLD IN FULL BOXES
 TEAL, SPECIAL ORDER ITEMS
 PURPLE, IN-HOUSE FABRICATION

 LOT PHOTO APPROVAL
 INSTALLATION GUIDELINES

 COMMODITY PRICING
 CUSTOM CUTTING

CHISELED EDGE STONE







IMAGE	CODE	DESCRIPTION	LIST	U/M
	SBCRA18	BIANCO CARRARA ROMAN ANTIQUED CHISELED EDGE STONE 18" x 18" x 3/8" FIELD TILE	2.2500 SF per PC 5.33 LB per SF 11.99 LB per PC 5 PC per BX 11.25 SF per BX 59.96 LB per BX	\$ 22.00 S/F
	SBGA1624	BATTLE GREY ROMAN ANTIQUED STONE CHISELED EDGE 16" x 24" x 5/8" FIELD TILE	2.6700 SF per PC 8.17 LB per SF 21.81 LB per PC 4 PC per BX 10.68 SF per BX 87.26 LB per BX	\$ 21.00 S/F
	SNOA1624	NOIR ROMAN ANTIQUED STONE CHISELED EDGE 16" x 24" x 5/8" FIELD TILE CRATED MATERIAL; PACKED TO ORDER TECH SPECS: SUBJECT TO SCRATCHING ON HIGH TRAFFIC FLOORS TECH SPECS: GROUT JOINTS WILL VARY THROUGHOUT THE PATTERN	2.6700 SF per PC 8.20 LB per SF 21.89 LB per PC 4 PC per BX 10.68 SF per BX 87.58 LB per BX	\$ 24.00 S/F
	SOBRA18	ODESSA BLACK ROMAN ANTIQUED CHISELED EDGE STONE 18" x 18" x 3/8" FIELD TILE aka: belgian bluestone	2.2500 SF per PC 5.33 LB per SF 11.99 LB per PC 5 PC per BX 11.25 SF per BX 59.96 LB per BX	\$ 22.00 S/F
	SSGA1624	SEA GREY ROMAN ANTIQUED STONE CHISELED EDGE 16" x 24" x 5/8" FIELD TILE TECH SPECS: INSTALL WITH MAPEI ULTRAFLEX LFT	2.6700 SF per PC 7.50 LB per SF 20.03 LB per PC 4 PC per BX 10.68 SF per BX 80.10 LB per BX	\$ 21.00 S/F

BX (IN BOLD), SOLD IN FULL BOXES
TEAL, SPECIAL ORDER ITEMS
PURPLE, IN-HOUSE FABRICATION

 LOT PHOTO APPROVAL
 INSTALLATION GUIDELINES

 COMMODITY PRICING
 CUSTOM CUTTING



IMAGE	CODE	DESCRIPTION	LIST	U/M
	STRIDBLKMP	<p>DOGE BLACK POLISHED STONE 3/4" TRIANGLE MOSAIC INTERLOCKING SHEET SHEET COVERAGE AREA: 12-1/8" x 11-7/16" x 3/8" (0.9600 SF/PC)</p> <p>nero marquina polished 50 %, statuary polished 50 %</p> <p>TECH SPECS: PATTERN IS DIRECTIONAL, MAINTAIN SHEET ORIENTATION DURING INSTALLATION.</p>	<p>0.9600 SF per PC 4.29 LB per SF 4.12 LB per PC 5 PC per BX 4.80 SF per BX 20.59 LB per BX</p>	\$ 35.00 S/F
	STRIDGGRLTMP	<p>DOGE LIGHT GREY POLISHED STONE 3/4" TRIANGLE MOSAIC INTERLOCKING SHEET SHEET COVERAGE AREA: 12-1/8" x 11-7/16" x 3/8" (0.9600 SF/PC)</p> <p>thassos polished 50 %, bianco carrara polished 50 %</p> <p>TECH SPECS: PATTERN IS DIRECTIONAL, MAINTAIN SHEET ORIENTATION DURING INSTALLATION.</p>	<p>0.9600 SF per PC 4.29 LB per SF 4.12 LB per PC 5 PC per BX 4.80 SF per BX 20.59 LB per BX</p>	\$ 35.00 S/F
	STRIDGRMP	<p>DOGE GREY POLISHED STONE 3/4" TRIANGLE MOSAIC INTERLOCKING SHEET SHEET COVERAGE AREA: 12-1/8" x 11-7/16" x 3/8" (0.9600 SF/PC)</p> <p>bianco carrara polished 50 %, bardiglio polished 50 %</p> <p>TECH SPECS: PATTERN IS DIRECTIONAL, MAINTAIN SHEET ORIENTATION DURING INSTALLATION.</p>	<p>0.9600 SF per PC 4.29 LB per SF 4.12 LB per PC 5 PC per BX 4.80 SF per BX 20.59 LB per BX</p>	\$ 35.00 S/F
	STRIDWHMP	<p>DOGE WHITE POLISHED STONE 3/4" TRIANGLE MOSAIC INTERLOCKING SHEET SHEET COVERAGE AREA: 12-1/8" x 11-7/16" x 3/8" (0.9600 SF/PC)</p> <p>thassos polished 50 %, calacatta gold polished 50 %</p> <p>TECH SPECS: PATTERN IS DIRECTIONAL, MAINTAIN SHEET ORIENTATION DURING INSTALLATION.</p>	<p>0.9600 SF per PC 4.29 LB per SF 4.12 LB per PC 5 PC per BX 4.80 SF per BX 20.59 LB per BX</p>	\$ 35.00 S/F

BX (IN BOLD), SOLD IN FULL BOXES
 TEAL, SPECIAL ORDER ITEMS
 PURPLE, IN-HOUSE FABRICATION



 LOT PHOTO APPROVAL
 INSTALLATION GUIDELINES

 COMMODITY PRICING
 CUSTOM CUTTING

EFFERVESCENCE


STONE



IMAGE	CODE	DESCRIPTION	LIST	U/M
	GLOPWWBCMxEF	<p>EFFERVESCENCE WHITE MIXED FINISH STONE MOSAIC INTERLOCKING SHEET SHEET COVERAGE AREA: 12" x 12" x 3/8" (1.0000 SF/PC)</p> <p>bianco carrara polished 33%, wolfgang white gloss 33%, wolfgang white satin 34%</p> <p>TECH SPECS: REFER TO OPERA GLASS INSTALLATION GUIDELINES FOR SETTING MATERIALS RECOMMENDATIONS</p>	<p>1.0000 SF per PC</p> <p>2.90 LB per SF</p> <p>2.90 LB per PC</p> <p>11 PC per BX</p> <p>11.00 SF per BX</p> <p>31.90 LB per BX</p>	\$ 60.00 S/F
	SEFFCG	<p>EFFERVESCENCE CALACATTA GOLD POLISHED STONE MOSAIC INTERLOCKING SHEET SHEET COVERAGE AREA: 12" x 12" x 3/8" (1.0000 SF/PC)</p>	<p>1.0000 SF per PC</p> <p>2.90 LB per SF</p> <p>2.90 LB per PC</p> <p>11 PC per BX</p> <p>11.00 SF per BX</p> <p>31.90 LB per BX</p>	\$ 50.00 S/F

BX (IN BOLD), SOLD IN FULL BOXES
TEAL, SPECIAL ORDER ITEMS
PURPLE, IN-HOUSE FABRICATION


 LOT PHOTO APPROVAL
 INSTALLATION GUIDELINES

 COMMODITY PRICING
 CUSTOM CUTTING

ELEVATIONS

STONE



IMAGE	CODE	DESCRIPTION	LIST	U/M
	<p>SELVGRFMH6X12</p>	<p>ELEVATIONS GREY FOUSSANA HONED STONE MOSAIC DIMENSIONAL SHEET COVERAGE AREA: 6" x 12" x 3/4" (0.5000 SF/PC)</p> <p>THICKNESS VARIES</p> <p>TECH SPECS: LEAVE UNGROUTED; NOT RECOMMENDED FOR USE IN SHOWERS</p>	<p>0.5000 SF per PC 5.50 LB per SF 2.75 LB per PC 12 PC per BX 6.00 SF per BX 33.00 LB per BX</p>	<p>\$ 49.00 S/F</p>

BX (IN BOLD), SOLD IN FULL BOXES
TEAL, SPECIAL ORDER ITEMS
PURPLE, IN-HOUSE FABRICATION

 LOT PHOTO APPROVAL
 INSTALLATION GUIDELINES








 COMMODITY PRICING
 CUSTOM CUTTING



IMAGE	CODE	DESCRIPTION	LIST	U/M
	SBCA18	BIANCO CARRARA ROMAN ANTIQUED STRAIGHT EDGE STONE STRAIGHT EDGE 18" x 18" x 3/8" FIELD TILE	2.2500 SF per PC 5.32 LB per SF 11.97 LB per PC 5 PC per BX 11.25 SF per BX 59.85 LB per BX	\$ 22.00 S/F 
	SBCRA18	BIANCO CARRARA ROMAN ANTIQUED CHISELED EDGE STONE 18" x 18" x 3/8" FIELD TILE	2.2500 SF per PC 5.33 LB per SF 11.99 LB per PC 5 PC per BX 11.25 SF per BX 59.96 LB per BX	\$ 22.00 S/F
	SOBA18	ODESSA BLACK ROMAN ANTIQUED STRAIGHT EDGE STONE 18" x 18" x 3/8" FIELD TILE aka: belgian bluestone	2.2500 SF per PC 5.32 LB per SF 11.97 LB per PC 5 PC per BX 11.25 SF per BX 59.85 LB per BX	\$ 22.00 S/F 
	SOBRA18	ODESSA BLACK ROMAN ANTIQUED CHISELED EDGE STONE 18" x 18" x 3/8" FIELD TILE aka: belgian bluestone	2.2500 SF per PC 5.33 LB per SF 11.99 LB per PC 5 PC per BX 11.25 SF per BX 59.96 LB per BX	\$ 22.00 S/F

BX (IN BOLD), SOLD IN FULL BOXES
TEAL, SPECIAL ORDER ITEMS
PURPLE, IN-HOUSE FABRICATION

 LOT PHOTO APPROVAL
 INSTALLATION GUIDELINES

 COMMODITY PRICING
 CUSTOM CUTTING

GRAND TOUR

STONE



IMAGE	CODE	DESCRIPTION	LIST	U/M
	SAVIASG16	<p>AVIATOR SEA GREY POLISHED STONE 16" x 16" x 3/8" FIELD DECORATIVE</p> <p>Inlaid Stainless Steel Pattern is random, do not repeat tile orientation. We recommend rotating consecutive pieces 90 degrees.</p>	<p>1.7800 SF per PC</p> <p>6.35 LB per SF</p> <p>11.30 LB per PC</p> <p>6 PC per BX</p> <p>10.68 SF per BX</p> <p>67.82 LB per BX</p>	\$ 90.00 S/F
	SAVIATH16	<p>AVIATOR THASSOS POLISHED STONE 16" x 16" x 3/8" FIELD DECORATIVE</p> <p>Inlaid Brass Pattern is random, do not repeat tile orientation. We recommend rotating consecutive pieces 90 degrees.</p>	<p>1.7800 SF per PC</p>	\$ 112.00 S/F
	SCASTBCSIL16	<p>CASTELLO BIANCO CARRARA/SILVER POLISHED STONE 16" x 16" x 3/8" FIELD DECORATIVE</p> <p>Inlaid silver metal with silver stud details. TECH SPECS: WALL USE ONLY PATTERN IS DIRECTIONAL, MAINTAIN TILE ORIENTATION DURING INSTALLATION. TECH SPECS: DUE TO HANDMADE NATURE OF CASTELLO, LINES WITHIN PATTERN MAY NOT BE CONTINUOUS ACROSS TILES. INSTALLER MAY ADJUST POSITIONING TO MINIMIZE VARIATION.</p>	<p>1.7800 SF per PC</p> <p>5.55 LB per SF</p> <p>9.88 LB per PC</p> <p>4 PC per BX</p> <p>7.12 SF per BX</p> <p>39.52 LB per BX</p>	\$ 95.00 S/F
	SLUMSIL416	<p>LUMINA ANTIQUE SILVER METALLIC STONE 4" x 16" x 7/16" FIELD DECORATIVE</p> <p>HAMMERED METAL OVER TEXTURED STONE THIS IS A HAND MADE PRODUCT. NATURAL VARIATION OF METAL COLOR TONE RANGES FROM SILVERY TO GOLDEN AND IS PART OF THE OVERALL VISUAL EFFECT.</p> <p>TECH SPECS: NOT SUITABLE FOR USE NEAR HEAT SUCH AS FIREPLACE OR STOVE TOPS.</p>	<p>0.4400 SF per PC</p> <p>7.50 LB per SF</p> <p>3.30 LB per PC</p> <p>20 PC per BX</p> <p>8.80 SF per BX</p> <p>66.00 LB per BX</p>	\$ 73.00 S/F
	SLUMSTARB6	<p>STARBURST ANTIQUE SILVER METALLIC STONE 6" x 6" x 7/16" FIELD DECORATIVE</p> <p>HAMMERED METAL OVER TEXTURED STONE THIS IS A HAND MADE PRODUCT. NATURAL VARIATION OF METAL COLOR TONE RANGES FROM SILVERY TO GOLDEN AND IS PART OF THE OVERALL VISUAL EFFECT.</p> <p>TECH SPECS: NOT SUITABLE FOR USE NEAR HEAT SUCH AS FIREPLACE OR STOVE TOPS.</p>	<p>0.2500 SF per PC</p> <p>6.00 LB per SF</p> <p>1.50 LB per PC</p> <p>16 PC per BX</p> <p>4.00 SF per BX</p> <p>24.00 LB per BX</p>	\$ 73.00 S/F

BX (IN BOLD), SOLD IN FULL BOXES
 TEAL, SPECIAL ORDER ITEMS
 PURPLE, IN-HOUSE FABRICATION



LOT PHOTO APPROVAL
 INSTALLATION GUIDELINES

COMMODITY PRICING
 CUSTOM CUTTING

GRAND TOUR

STONE



IMAGE	CODE	DESCRIPTION	LIST	U/M
	SORLYBKSIL16	<p>ORLY NOIR/SILVER TEXTURED STONE 16" x 16" x 3/8" FIELD DECORATIVE</p> <p>Inlaid Metal</p> <p>TECH SPECS: NOT SUITABLE FOR USE NEAR HEAT SUCH AS FIRPLACE OR STOVE TOPS.</p>	<p>1.7800 SF per PC</p> <p>6.60 LB per SF</p> <p>11.75 LB per PC</p> <p>5 PC per BX</p> <p>8.90 SF per BX</p> <p>58.74 LB per BX</p>	\$ 80.00 S/F
	SSTATEAW816	<p>STATEROOM ALTA WHITE POLISHED STONE 8" x 16" x 3/8" FIELD DECORATIVE</p> <p>Inlaid Brass</p>	0.8900 SF per PC	\$ 100.00 S/F

BX (IN BOLD), SOLD IN FULL BOXES
 TEAL, SPECIAL ORDER ITEMS
 PURPLE, IN-HOUSE FABRICATION

 LOT PHOTO APPROVAL
 INSTALLATION GUIDELINES

 COMMODITY PRICING
 CUSTOM CUTTING

HAMPTON BLENDS

STONE




IMAGE	CODE	DESCRIPTION	LIST	U/M
	GLOSBBH3 SPECIAL ORDER	HAMPTON BLEND BRIDGEHAMPTON MIXED FINISH STONE 1-1/4" X 1-1/4" X 3/8" STRAIGHT JOINT MOSAIC 3CM ROW INFO: 10 ROWS OF 10 (100 PIECES PER SHEET) SHEET COVERAGE AREA: 12-3/4" x 12-3/4" x 3/8" (1.1300 SF/PC) min. qty: 1 PC lead time: 14 days pale sand non iridescent 17%, anchor bronze non iridescent 17%, bianco antico polished 33%, rustic beige antiqued 33%	1.1300 SF per PC 4.69 LB per SF 5.30 LB per PC 10 PC per BX 11.30 SF per BX 53.00 LB per BX	\$ 60.00 S/F
	GLOSBEH3 SPECIAL ORDER	HAMPTON BLEND EAST HAMPTON MIXED FINISH STONE 1-1/4" X 1-1/4" X 3/8" STRAIGHT JOINT MOSAIC 3CM ROW INFO: 10 ROWS OF 10 (100 PIECES PER SHEET) SHEET COVERAGE AREA: 12-3/4" x 12-3/4" x 3/8" (1.1300 SF/PC) min. qty: 1 PC lead time: 14 days tidal blue non iridescent 25%, white iridescent 25%, bianco carrara polished 25%, calacatta gold polished 25%	1.1300 SF per PC 4.69 LB per SF 5.30 LB per PC 10 PC per BX 11.30 SF per BX 53.00 LB per BX	\$ 75.00 S/F
	GLOSBFI3 SPECIAL ORDER	HAMPTON BLEND FIRE ISLAND MIXED FINISH STONE 1-1/4" X 1-1/4" X 3/8" STRAIGHT JOINT MOSAIC 3CM ROW INFO: 10 ROWS OF 10 (100 PIECES PER SHEET) SHEET COVERAGE AREA: 12-3/4" x 12-3/4" x 3/8" (1.1300 SF/PC) min. qty: 1 PC lead time: 14 days sea green iridescent 33%, bianco antico polished 33%, thassos polished 34%	1.1300 SF per PC 4.69 LB per SF 5.30 LB per PC 10 PC per BX 11.30 SF per BX 53.00 LB per BX	\$ 60.00 S/F
	GLOSBWM3 SPECIAL ORDER	HAMPTON BLEND WATERMILL MIXED FINISH STONE 1-1/4" X 1-1/4" X 3/8" STRAIGHT JOINT MOSAIC 3CM ROW INFO: 10 ROWS OF 10 (100 PIECES PER SHEET) SHEET COVERAGE AREA: 12-3/4" x 12-3/4" x 3/8" (1.1300 SF/PC) min. qty: 1 PC lead time: 14 days clear non iridescent 20%, azul macaubas polished 20%, azul cielo polished 20%, thassos polished 20%, bianco carrara polished 20%	1.1300 SF per PC 4.69 LB per SF 5.30 LB per PC 10 PC per BX 11.30 SF per BX 53.00 LB per BX	\$ 90.00 S/F

BX (IN BOLD), SOLD IN FULL BOXES
TEAL, SPECIAL ORDER ITEMS
PURPLE, IN-HOUSE FABRICATION

LOT PHOTO APPROVAL
 INSTALLATION GUIDELINES

COMMODITY PRICING
 CUSTOM CUTTING



IMAGE	CODE	DESCRIPTION	LIST	U/M
	<p>SLUXBDOLMP</p>	<p>LUXOR BIANCO DOLOMITI POLISHED STONE MOSAIC INTERLOCKING SHEET SHEET COVERAGE AREA: 10-1/16" x 10-1/16" x 3/8" (0.7030 SF/PC)</p> <p>bianco dolomiti polished background, cloud polished mosaic lines</p> <p>TECH SPECS: AKA BIANCO DOLOMITE</p>	<p>0.7030 SF per PC 4.57 LB per SF 3.21 LB per PC 5 PC per BX 3.52 SF per BX 16.06 LB per BX</p>	<p>\$ 95.00 S/F</p>

BX (IN BOLD), SOLD IN FULL BOXES
 TEAL, SPECIAL ORDER ITEMS
 PURPLE, IN-HOUSE FABRICATION



LOT PHOTO APPROVAL



COMMODITY PRICING



INSTALLATION GUIDELINES



CUSTOM CUTTING

METALLIC STONE



IMAGE	CODE	DESCRIPTION	LIST	U/M
	SCORDBC12	CORDA BIANCO CARRARA/BRONZE TEXTURED STONE 12" x 12" x 3/8" FIELD DIMENSIONAL WALL ONLY TECH SPECS: CORDA SHOULD BE CAREFULLY BAG GROUTED OR LEFT UNGROUTED. SUITABLE FOR DRY INSTALLATIONS ONLY.	1.0000 SF per PC 5.10 LB per SF 5.10 LB per PC 10 PC per BX 10.00 SF per BX 51.00 LB per BX	\$ 50.00 S/F
	SPEOBRZ12	PEONY BRONZE ETCHED/LEAF STONE 12 x 12 x 3/8" FIELD DECORATIVE TECH SPECS: PATTERN IS DIRECTIONAL, MAINTAIN TILE ORIENTATION DURING INSTALLATION. TECH SPECS: NATURAL CHARACTERISTICS OF THE STONE WILL BE VISIBLE AS PART OF THE AQUA FORTE	1.0000 SF per PC 5.50 LB per SF 5.50 LB per PC 6 PC per BX 6.00 SF per BX 33.00 LB per BX	\$ 75.00 S/F
	SPEOGO12	PEONY GOLD ETCHED/LEAF STONE 12 x 12 x 3/8" FIELD DECORATIVE TECH SPECS: PATTERN IS DIRECTIONAL, MAINTAIN TILE ORIENTATION DURING INSTALLATION. TECH SPECS: NATURAL CHARACTERISTICS OF THE STONE WILL BE VISIBLE AS PART OF THE AQUA FORTE	1.0000 SF per PC 5.50 LB per SF 5.50 LB per PC 6 PC per BX 6.00 SF per BX 33.00 LB per BX	\$ 75.00 S/F
	SSIAGO1224	SIAM® METALLIC ETCHED/LEAF STONE 12" x 24" x 3/8" FIELD DECORATIVE Natural variation in stone color and etching technique will affect overall appearance on every piece. Dry layout to ensure an even visual color mix. Natural veins and fissures are inherent in the material and may be visible as part of the Aquaforte technique, and should not be considered a defect. Install with Mapei Kerapoxy 410 THIS MARBLE IS CLOSE IN COLOR TO GREY FOUSSANA BROWN MARBLE LAMINATED TO STONE.	2.0000 SF per PC 5.25 LB per SF 10.50 LB per PC 1 PC per BX 2.00 SF per BX 10.50 LB per BX	\$ 85.00 S/F
	SSIAWHG1224	SIAM® WHITE ETCHED/LEAF STONE 12" x 24" x 3/8" FIELD DECORATIVE Natural variation in stone color and etching technique will affect overall appearance on every piece. Dry layout to ensure an even visual color mix. Natural veins and fissures are inherent in the material and may be visible as part of the Aquaforte technique, and should not be considered a defect. THIS MARBLE IS TURKISH MATERIAL CALLED SILK WHITE MARBLE.	2.0000 SF per PC 5.71 LB per SF 11.42 LB per PC 1 PC per BX 2.00 SF per BX 11.42 LB per BX	\$ 85.00 S/F


BX (IN BOLD), SOLD IN FULL BOXES
TEAL, SPECIAL ORDER ITEMS
PURPLE, IN-HOUSE FABRICATION

LOT PHOTO APPROVAL
 INSTALLATION GUIDELINES

COMMODITY PRICING
 CUSTOM CUTTING

METALLIC STONE



IMAGE	CODE	DESCRIPTION	LIST	U/M
	<p>SVECBKGO12</p>	<p>VECTOR BLACK ETCHED/LEAF STONE 12 x 12 x 3/8" FIELD DECORATIVE</p> <p>TECH SPECS: PATTERN IS DIRECTIONAL, MAINTAIN TILE ORIENTATION DURING INSTALLATION.</p> <p>TECH SPECS: NATURAL CHARACTERISTICS OF THE STONE WILL BE VISIBLE AS PART OF THE AQUA FORTE. INSTALL WITH MAPEI GRANIRAPID ONLY</p>	<p>1.0000 SF per PC</p>	<p>\$ 65.00 S/F</p>

BX (IN BOLD), SOLD IN FULL BOXES
TEAL, SPECIAL ORDER ITEMS
PURPLE, IN-HOUSE FABRICATION

 LOT PHOTO APPROVAL
 INSTALLATION GUIDELINES



 COMMODITY PRICING
 CUSTOM CUTTING



IMAGE	CODE	DESCRIPTION	LIST	U/M
	SEBCOP1POL	OPUS 1 BIANCO CARRARA POLISHED STONE 1/2" x 12" x 3/4" BACCELLO MOLDING PROJECTION: 3/4"	1.0000 LF per PC 0.50 LB per LF 0.50 LB per PC 1 PC per BX 1.00 LF per BX 0.50 LB per BX	\$ 19.00 EA 
	SEBDOLOP1POL	OPUS 1 BIANCO DOLOMITI POLISHED STONE 1/2" x 12" x 3/4" BACCELLO MOLDING PROJECTION: 3/4"	1.0000 LF per PC 0.50 LB per LF 0.50 LB per PC 28 PC per BX 28.00 LF per BX 14.00 LB per BX	\$ 16.25 EA
	SECGOP1	OPUS 1 CALACATTA GOLD HONED STONE 1/2" x 12" x 3/4" BACCELLO MOLDING PROJECTION: 3/4"	1.0000 LF per PC 0.50 LB per LF 0.50 LB per PC 1 PC per BX 1.00 LF per BX 0.50 LB per BX	\$ 18.00 EA
	SECGOP1POL	OPUS 1 CALACATTA GOLD POLISHED STONE 1/2" x 12" x 3/4" BACCELLO MOLDING PROJECTION: 3/4"	1.0000 LF per PC 0.50 LB per LF 0.50 LB per PC 1 PC per BX 1.00 LF per BX 0.50 LB per BX	\$ 22.00 EA
	SECBOP1POL	OPUS 1 CHINA BLACK POLISHED STONE 1/2" x 12" x 3/4" BACCELLO MOLDING PROJECTION: 3/4"	1.0000 LF per PC 0.50 LB per LF 0.50 LB per PC 28 PC per BX 28.00 LF per BX 14.00 LB per BX	\$ 10.00 EA

BX (IN BOLD), SOLD IN FULL BOXES
 TEAL, SPECIAL ORDER ITEMS
 PURPLE, IN-HOUSE FABRICATION

 LOT PHOTO APPROVAL
 INSTALLATION GUIDELINES

 COMMODITY PRICING
 CUSTOM CUTTING



IMAGE	CODE	DESCRIPTION	LIST	U/M
	SECLDOP1	OPUS 1 CLOUD HONED STONE 1/2" x 12" x 3/4" BACCELLO MOLDING PROJECTION: 3/4" TECH SPECS: STONE MAY DARKEN WHEN USED IN WET AREAS.	1.0000 LF per PC 0.50 LB per LF 0.50 LB per PC 28 PC per BX 28.00 LF per BX 14.00 LB per BX	\$ 11.00 EA
	SECMOP1POL	OPUS 1 CREMA MARFIL POLISHED STONE 1/2" x 12" x 3/4" BACCELLO MOLDING PROJECTION: 3/4"	1.0000 LF per PC 0.50 LB per LF 0.50 LB per PC 28 PC per BX 28.00 LF per BX 14.00 LB per BX	\$ 17.80 EA 
	SEGIBOP1	OPUS 1 GIBRALTAR HONED STONE 1/2" x 12" x 3/4" BACCELLO MOLDING PROJECTION: 3/4"	1.0000 LF per PC 0.50 LB per LF 0.50 LB per PC 35 PC per BX 35.00 LF per BX 17.50 LB per BX	\$ 16.00 EA
	SEGFOP1	OPUS 1 GREY FOUSSANA HONED STONE 1/2" x 12" x 3/4" BACCELLO MOLDING PROJECTION: 3/4"	1.0000 LF per PC 5.00 LB per LF 5.00 LB per PC 28 PC per BX 28.00 LF per BX 140.00 LB per BX	\$ 15.00 EA
	SENMOP1POL	OPUS 1 NERO MARQUINA POLISHED STONE 1/2" x 12" x 3/4" BACCELLO MOLDING PROJECTION: 3/4"	1.0000 LF per PC 0.50 LB per LF 0.50 LB per PC 28 PC per BX 28.00 LF per BX 14.00 LB per BX	\$ 23.20 EA 

BX (IN BOLD), SOLD IN FULL BOXES
 TEAL, SPECIAL ORDER ITEMS
 PURPLE, IN-HOUSE FABRICATION

 LOT PHOTO APPROVAL
 INSTALLATION GUIDELINES



 COMMODITY PRICING
 CUSTOM CUTTING



IMAGE	CODE	DESCRIPTION	LIST	U/M
	SEPWOP1POL	OPUS 1 PACIFIC WHITE POLISHED STONE 1/2" x 12" x 3/4" BACCELLO MOLDING PROJECTION: 3/4"	1.0000 LF per PC 0.50 LB per LF 0.50 LB per PC 28 PC per BX 28.00 LF per BX 14.00 LB per BX	\$ 11.00 EA
	SESMOP1	OPUS 1 SMOKE HONED STONE 1/2" x 12" x 3/4" BACCELLO MOLDING PROJECTION: 3/4"	1.0000 LF per PC 0.50 LB per LF 0.50 LB per PC 28 PC per BX 28.00 LF per BX 14.00 LB per BX	\$ 14.00 EA
	SESTOP1POL	OPUS 1 STATUARY POLISHED STONE 1/2" x 12" x 3/4" BACCELLO MOLDING PROJECTION: 3/4"	1.0000 LF per PC 0.50 LB per LF 0.50 LB per PC 28 PC per BX 28.00 LF per BX 14.00 LB per BX	\$ 17.00 EA
	SETHOP1POL	OPUS 1 THASSOS POLISHED STONE 1/2" x 12" x 3/4" BACCELLO MOLDING PROJECTION: 3/4"	1.0000 LF per PC 0.48 LB per LF 0.48 LB per PC 25 PC per BX 25.00 LF per BX 12.00 LB per BX	\$ 20.00 EA 
	SEGIBOP3A	OPUS 3A GIBRALTAR HONED STONE 1-9/16" x 12" x 1" CORNICE MOLDING PROJECTION: 1"	1.0000 LF per PC 1.40 LB per LF 1.40 LB per PC 35 PC per BX 35.00 LF per BX 49.00 LB per BX	\$ 18.00 EA

BX (IN BOLD), SOLD IN FULL BOXES
 TEAL, SPECIAL ORDER ITEMS
 PURPLE, IN-HOUSE FABRICATION

 LOT PHOTO APPROVAL
 INSTALLATION GUIDELINES



 COMMODITY PRICING
 CUSTOM CUTTING



IMAGE	CODE	DESCRIPTION	LIST	U/M
	SEBCOP3POL	OPUS 3 BIANCO CARRARA POLISHED STONE 1-7/8" x 12" x 1/2" CORNICE MOLDING PROJECTION: 1-1/8"	1.0000 LF per PC 1.60 LB per LF 1.60 LB per PC 1 PC per BX 1.00 LF per BX 1.60 LB per BX	\$ 30.00 EA 
	SEBDOLOP3POL	OPUS 3 BIANCO DOLOMITI POLISHED STONE 1-7/8" x 12" x 1/2" x 1/2" CORNICE MOLDING PROJECTION: 1-1/8"	1.0000 LF per PC 1.60 LB per LF 1.60 LB per PC 18 PC per BX 18.00 LF per BX 28.80 LB per BX	\$ 45.00 EA
	SECGOP3	OPUS 3 CALACATTA GOLD HONED STONE 1-7/8" x 12" x 1/2" CORNICE MOLDING PROJECTION: 1-1/8"	1.0000 LF per PC 1.60 LB per LF 1.60 LB per PC 1 PC per BX 1.00 LF per BX 1.60 LB per BX	\$ 30.00 EA
	SECGOP3POL	OPUS 3 CALACATTA GOLD POLISHED STONE 1-7/8" x 12" x 1/2" CORNICE MOLDING PROJECTION: 1-1/8"	1.0000 LF per PC 1.60 LB per LF 1.60 LB per PC 1 PC per BX 1.00 LF per BX 1.60 LB per BX	\$ 34.00 EA
	SECLDOP3	OPUS 3 CLOUD HONED STONE 1-7/8" x 12" x 1/2" CORNICE MOLDING PROJECTION: 1-1/8" TECH SPECS: STONE MAY DARKEN WHEN USED IN WET AREAS.	1.0000 LF per PC 1.60 LB per LF 1.60 LB per PC 18 PC per BX 18.00 LF per BX 28.80 LB per BX	\$ 27.00 EA

BX (IN BOLD), SOLD IN FULL BOXES
 TEAL, SPECIAL ORDER ITEMS
 PURPLE, IN-HOUSE FABRICATION

 LOT PHOTO APPROVAL
 INSTALLATION GUIDELINES



 COMMODITY PRICING
 CUSTOM CUTTING



IMAGE	CODE	DESCRIPTION	LIST	U/M
	SENMOP3POL	OPUS 3 NERO MARQUINA POLISHED STONE 1-7/8" x 12" x 1/2" CORNICE MOLDING PROJECTION: 1-1/8"	1.0000 LF per PC 1.60 LB per LF 1.60 LB per PC 18 PC per BX 18.00 LF per BX 28.80 LB per BX	\$ 26.00 EA
	SEPWOP3POL	OPUS 3 PACIFIC WHITE POLISHED STONE 1-7/8" x 12" x 1/2" CORNICE MOLDING PROJECTION: 1-1/8"	1.0000 LF per PC 1.60 LB per LF 1.60 LB per PC 18 PC per BX 18.00 LF per BX 28.80 LB per BX	\$ 27.00 EA
	SESMOP3	OPUS 3 SMOKE HONED STONE 1-7/8" x 12" x 1/2" CORNICE MOLDING PROJECTION: 1-1/8"	1.0000 LF per PC 1.60 LB per LF 1.60 LB per PC 18 PC per BX 18.00 LF per BX 28.80 LB per BX	\$ 33.00 EA
	SESTOP3POL	OPUS 3 STATUARY POLISHED STONE 1-7/8" x 12" x 1/2" CORNICE MOLDING PROJECTION: 1-1/8"	1.0000 LF per PC 1.60 LB per LF 1.60 LB per PC 18 PC per BX 18.00 LF per BX 28.80 LB per BX	\$ 45.00 EA
	SETHOP3POL	OPUS 3 THASSOS POLISHED STONE 1-7/8" x 12" x 1/2" CORNICE MOLDING PROJECTION: 1-1/8"	1.0000 LF per PC 1.44 LB per LF 1.44 LB per PC 16 PC per BX 16.00 LF per BX 23.04 LB per BX	\$ 40.00 EA

BX (IN BOLD), SOLD IN FULL BOXES
 TEAL, SPECIAL ORDER ITEMS
 PURPLE, IN-HOUSE FABRICATION

 LOT PHOTO APPROVAL
 INSTALLATION GUIDELINES



 COMMODITY PRICING
 CUSTOM CUTTING








IMAGE	CODE	DESCRIPTION	LIST	U/M
	SEBCOP5POL	OPUS 5 BIANCO CARRARA POLISHED STONE 4-7/8" x 12" x 3/8" BASE MOLDING PROJECTION: 5/8"	1.0000 LF per PC 3.00 LB per LF 3.00 LB per PC 10 PC per BX 10.00 LF per BX 30.00 LB per BX	\$ 47.00 EA
	SEBDOLOP5POL	OPUS 5 BIANCO DOLOMITI POLISHED STONE 4-7/8" x 12" x 3/8" BASE MOLDING PROJECTION: 5/8"	1.0000 LF per PC 3.00 LB per LF 3.00 LB per PC 10 PC per BX 10.00 LF per BX 30.00 LB per BX	\$ 54.50 EA
	SECGOP5	OPUS 5 CALACATTA GOLD HONED STONE 4-7/8" x 12" x 3/8" BASE MOLDING PROJECTION: 5/8"	1.0000 LF per PC 3.00 LB per LF 3.00 LB per PC 10 PC per BX 10.00 LF per BX 30.00 LB per BX	\$ 50.00 EA
	SECGOP5POL	OPUS 5 CALACATTA GOLD POLISHED STONE 4-7/8" x 12" x 3/8" BASE MOLDING PROJECTION: 5/8"	1.0000 LF per PC 3.00 LB per LF 3.00 LB per PC 10 PC per BX 10.00 LF per BX 30.00 LB per BX	\$ 56.00 EA
	SENMOP5POL	OPUS 5 NERO MARQUINA POLISHED STONE 4-7/8" x 12" x 3/8" BASE MOLDING PROJECTION: 5/8"	1.0000 LF per PC 3.00 LB per LF 3.00 LB per PC 10 PC per BX 10.00 LF per BX 30.00 LB per BX	\$ 33.00 EA

BX (IN BOLD), SOLD IN FULL BOXES
 TEAL, SPECIAL ORDER ITEMS
 PURPLE, IN-HOUSE FABRICATION

LOT PHOTO APPROVAL
 INSTALLATION GUIDELINES

COMMODITY PRICING
 CUSTOM CUTTING



IMAGE	CODE	DESCRIPTION	LIST	U/M
	SEPWOP5POL	OPUS 5 PACIFIC WHITE POLISHED STONE 4-7/8" x 12" x 3/8" BASE MOLDING PROJECTION: 5/8"	1.0000 LF per PC 3.00 LB per LF 3.00 LB per PC 10 PC per BX 10.00 LF per BX 30.00 LB per BX	\$ 33.00 EA
	SESMOP5	OPUS 5 SMOKE HONED STONE 4-7/8" x 12" x 3/8" BASE MOLDING PROJECTION: 5/8"	1.0000 LF per PC 3.00 LB per LF 3.00 LB per PC 10 PC per BX 10.00 LF per BX 30.00 LB per BX	\$ 39.00 EA
	SESTOP5POL	OPUS 5 STATUARY POLISHED STONE 4-7/8" x 12" x 3/8" BASE MOLDING PROJECTION: 5/8"	1.0000 LF per PC 3.00 LB per LF 3.00 LB per PC 10 PC per BX 10.00 LF per BX 30.00 LB per BX	\$ 55.00 EA
	SETHOP5POL	OPUS 5 THASSOS POLISHED STONE 4-7/8" x 12" x 3/8" BASE MOLDING PROJECTION: 5/8"	1.0000 LF per PC 3.28 LB per LF 3.28 LB per PC 10 PC per BX 10.00 LF per BX 32.80 LB per BX	\$ 60.00 EA 

BX (IN BOLD), SOLD IN FULL BOXES
 TEAL, SPECIAL ORDER ITEMS
 PURPLE, IN-HOUSE FABRICATION




 LOT PHOTO APPROVAL
 INSTALLATION GUIDELINES

 COMMODITY PRICING
 CUSTOM CUTTING

PANNELLI


STONE



IMAGE	CODE	DESCRIPTION	LIST	U/M
	SPANBC1224	<p>PANNELLI BIANCO CARRARA TEXTURED STONE 12" x 24" x 3/8" FIELD DIMENSIONAL</p> <p>WALL ONLY</p> <p>TECH SPECS: PANNELLI IS ASYMMETRICAL, MAINTAIN ORIENTATION OF PIECES FOR CONTINUITY OF PATTERN.</p>	<p>2.0000 SF per PC</p> <p>4.55 LB per SF</p> <p>9.10 LB per PC</p> <p>6 PC per BX</p> <p>12.00 SF per BX</p> <p>54.60 LB per BX</p>	\$ 50.00 S/F
	SPANGRF1224	<p>PANNELLI GREY FOUSSANA TEXTURED STONE 12" x 24" x 3/8" FIELD DIMENSIONAL</p> <p>WALL ONLY</p> <p>TECH SPECS: PANNELLI IS ASYMMETRICAL, MAINTAIN ORIENTATION OF PIECES FOR CONTINUITY OF PATTERN.</p> <p>TECH SPECS: MUST BE INSTALLED WITH MAPEI GRANIRAPID SYSTEM</p>	<p>2.0000 SF per PC</p> <p>4.50 LB per SF</p> <p>9.00 LB per PC</p> <p>6 PC per BX</p> <p>12.00 SF per BX</p> <p>54.00 LB per BX</p>	\$ 50.00 S/F
	SPANSM1224	<p>PANNELLI SMOKE TEXTURED STONE 12" x 24" x 3/8" FIELD DIMENSIONAL</p> <p>WALL ONLY</p> <p>TECH SPECS: PANNELLI IS ASYMMETRICAL, MAINTAIN ORIENTATION OF PIECES FOR CONTINUITY OF PATTERN.</p> <p>TECH SPECS: MUST BE INSTALLED WITH MAPEI GRANIRAPID SYSTEM</p>	<p>2.0000 SF per PC</p> <p>4.50 LB per SF</p> <p>9.00 LB per PC</p> <p>6 PC per BX</p> <p>12.00 SF per BX</p> <p>54.00 LB per BX</p>	\$ 50.00 S/F

BX (IN BOLD), SOLD IN FULL BOXES
 TEAL, SPECIAL ORDER ITEMS
 PURPLE, IN-HOUSE FABRICATION

 LOT PHOTO APPROVAL
 INSTALLATION GUIDELINES

 COMMODITY PRICING
 CUSTOM CUTTING

RIVERSIDE DRIVE

STONE



IMAGE	CODE	DESCRIPTION	LIST	U/M
	SRDBCMDIA	RIVERSIDE DRIVE DIAMOND GREY POLISHED STONE 2CM (7/8" X 7/8") HEXAGON 2.0CM MOSAIC INTERLOCKING SHEET SHEET COVERAGE AREA: 10-3/8" x 12" x 3/8" (0.8600 SF/PC) thassos polished, bianco carrara polished, bardiglio polished TECH SPECS: PATTERN IS DIRECTIONAL, MAINTAIN SHEET ORIENTATION DURING INSTALLATION.	0.8600 SF per PC 4.55 LB per SF 3.91 LB per PC 5 PC per BX 4.30 SF per BX 19.57 LB per BX	\$ 38.00 S/F
	SRDBCMDOT	RIVERSIDE DRIVE DOT GREY POLISHED STONE 2CM (7/8" X 7/8") HEXAGON 2.0CM MOSAIC INTERLOCKING SHEET SHEET COVERAGE AREA: 10-3/8" x 12" x 3/8" (0.8600 SF/PC) bianco carrara polished background, thassos polished dot TECH SPECS: PATTERN IS DIRECTIONAL, MAINTAIN SHEET ORIENTATION DURING INSTALLATION.	0.8600 SF per PC 4.30 LB per SF 3.70 LB per PC 5 PC per BX 4.30 SF per BX 18.49 LB per BX	\$ 38.00 S/F
	SRDCMHEX	RIVERSIDE DRIVE HEX GREY POLISHED STONE 2CM (7/8" X 7/8") HEXAGON 2.0CM MOSAIC INTERLOCKING SHEET SHEET COVERAGE AREA: 11-5/8" x 10-1/8" x 3/8" (0.8200 SF/PC) bianco carrara polished, thassos polished, bardiglio polished TECH SPECS: PATTERN IS DIRECTIONAL, MAINTAIN SHEET ORIENTATION DURING INSTALLATION.	0.8200 SF per PC 4.65 LB per SF 3.81 LB per PC 5 PC per BX 4.10 SF per BX 19.07 LB per BX	\$ 38.00 S/F
	SRDCMMDIA	RIVERSIDE DRIVE DIAMOND CREAM POLISHED STONE 2CM (7/8" X 7/8") HEXAGON 2.0CM MOSAIC INTERLOCKING SHEET SHEET COVERAGE AREA: 10-3/8" x 12" x 3/8" (0.8600 SF/PC) crema marfil polished, statuary polished, nero marquina polished TECH SPECS: PATTERN IS DIRECTIONAL, MAINTAIN SHEET ORIENTATION DURING INSTALLATION.	0.8600 SF per PC 4.55 LB per SF 3.91 LB per PC 5 PC per BX 4.30 SF per BX 19.57 LB per BX	\$ 38.00 S/F
	SRDCMMHEX	RIVERSIDE DRIVE HEX CREAM POLISHED STONE 2CM (7/8" X 7/8") HEXAGON 2.0CM MOSAIC INTERLOCKING SHEET SHEET COVERAGE AREA: 11-5/8" x 10-1/8" x 3/8" (0.8200 SF/PC) crema marfil polished, statuary polished, nero marquina polished TECH SPECS: PATTERN IS DIRECTIONAL, MAINTAIN SHEET ORIENTATION DURING INSTALLATION.	0.8200 SF per PC 4.65 LB per SF 3.81 LB per PC 5 PC per BX 4.10 SF per BX 19.07 LB per BX	\$ 38.00 S/F

BX (IN BOLD), SOLD IN FULL BOXES
TEAL, SPECIAL ORDER ITEMS
PURPLE, IN-HOUSE FABRICATION

LOT PHOTO APPROVAL
 INSTALLATION GUIDELINES

COMMODITY PRICING
 CUSTOM CUTTING

RIVERSIDE DRIVE


STONE



IMAGE	CODE	DESCRIPTION	LIST	U/M
	SRDTHMDIA	<p>RIVERSIDE DRIVE DIAMOND WHITE POLISHED STONE 2CM (7/8" X 7/8") HEXAGON 2.0CM MOSAIC INTERLOCKING SHEET SHEET COVERAGE AREA: 10-3/8" x 12" x 3/8" (0.8600 SF/PC)</p> <p>thassos polished, pacific white polished, nero marquina polished</p> <p>TECH SPECS: PATTERN IS DIRECTIONAL, MAINTAIN SHEET ORIENTATION DURING INSTALLATION.</p>	<p>0.8600 SF per PC</p> <p>4.55 LB per SF</p> <p>3.91 LB per PC</p> <p>1 PC per BX</p> <p>0.86 SF per BX</p> <p>3.91 LB per BX</p>	\$ 38.00 S/F
	SRDTHMDOT	<p>RIVERSIDE DRIVE DOT WHITE POLISHED STONE 2CM (7/8" X 7/8") HEXAGON 2.0CM MOSAIC INTERLOCKING SHEET SHEET COVERAGE AREA: 10-3/8" x 12" x 3/8" (0.8600 SF/PC)</p> <p>thassos polished background, nero marquina polished dot</p> <p>TECH SPECS: PATTERN IS DIRECTIONAL, MAINTAIN SHEET ORIENTATION DURING INSTALLATION.</p>	<p>0.8600 SF per PC</p> <p>4.30 LB per SF</p> <p>3.70 LB per PC</p> <p>5 PC per BX</p> <p>4.30 SF per BX</p> <p>18.49 LB per BX</p>	\$ 38.00 S/F
	SRDTHMHEX	<p>RIVERSIDE DRIVE HEX WHITE POLISHED STONE 2CM (7/8" X 7/8") HEXAGON 2.0CM MOSAIC INTERLOCKING SHEET SHEET COVERAGE AREA: 11-5/8" x 10-1/8" x 3/8" (0.8200 SF/PC)</p> <p>thassos polished, pacific white polished, nero marquina polished</p> <p>TECH SPECS: PATTERN IS DIRECTIONAL, MAINTAIN SHEET ORIENTATION DURING INSTALLATION.</p>	<p>0.8200 SF per PC</p> <p>4.65 LB per SF</p> <p>3.81 LB per PC</p> <p>5 PC per BX</p> <p>4.10 SF per BX</p> <p>19.07 LB per BX</p>	\$ 38.00 S/F

BX (IN BOLD), SOLD IN FULL BOXES
 TEAL, SPECIAL ORDER ITEMS
 PURPLE, IN-HOUSE FABRICATION






 LOT PHOTO APPROVAL
 INSTALLATION GUIDELINES

 COMMODITY PRICING
 CUSTOM CUTTING

RIVERSTONE



STONE



IMAGE	CODE	DESCRIPTION	LIST	U/M
	RSAQBCM12 SPECIAL ORDER	RIVERSTONE AQUAMARINE POLISHED STONE 12" x 12" x 1/2" FIELD TILE min. qty: 300 lead time: 90 days BIANCO CARRARA PEBBLES IN AQUAMARINE RESIN TECH SPECS: NOT SUITABLE FOR CUSTOM CUTTING; MUST BE INSTALLED WITH MAPEI KERABOND WITH KERALASTIC; MAY YELLOW IN DIRECT SUNLIGHT TECH SPECS: DCOF ACUTEST 0.42, 0.42, 0.42	1.0000 SF per PC 6.50 LB per SF 6.50 LB per PC 7 PC per BX 7.00 SF per BX 45.50 LB per BX	\$ 0.00 S/F
	RSCLBCM12	RIVERSTONE BIANCO CARRARA POLISHED STONE 12" x 12" x 1/2" FIELD TILE BIANCO CARRARA PEBBLES IN CLEAR RESIN TECH SPECS: NOT SUITABLE FOR CUSTOM CUTTING; MUST BE INSTALLED WITH MAPEI KERABOND WITH KERALASTIC; MAY YELLOW IN DIRECT SUNLIGHT TECH SPECS: DCOF ACUTEST 0.42, 0.42, 0.42	1.0000 SF per PC 6.50 LB per SF 6.50 LB per PC 7 PC per BX 7.00 SF per BX 45.50 LB per BX	\$ 65.00 S/F
	RSCLBTM12 SPECIAL ORDER	RIVERSTONE BOTTICINO POLISHED STONE 12" x 12" x 1/2" FIELD TILE min. qty: 300 SF lead time: 90 days BOTTICINO PEBBLES IN CLEAR RESIN TECH SPECS: NOT SUITABLE FOR CUSTOM CUTTING; MUST BE INSTALLED WITH MAPEI KERABOND WITH KERALASTIC; MAY YELLOW IN DIRECT SUNLIGHT TECH SPECS: DCOF ACUTEST 0.42, 0.42, 0.42	1.0000 SF per PC 6.50 LB per SF 6.50 LB per PC 7 PC per BX 7.00 SF per BX 45.50 LB per BX	\$ 0.00 S/F
	RSCLSSM12 SPECIAL ORDER	RIVERSTONE BOTTICINO POLISHED STONE 12" x 12" x 1/2" FIELD TILE min. qty: 300 SF lead time: 90 days BOTTICINO PEBBLES & SHELLS IN CLEAR RESIN TECH SPECS: NOT SUITABLE FOR CUSTOM CUTTING; MUST BE INSTALLED WITH MAPEI KERABOND WITH KERALASTIC; MAY YELLOW IN DIRECT SUNLIGHT TECH SPECS: DCOF ACUTEST 0.42, 0.42, 0.42	1.0000 SF per PC 6.50 LB per SF 6.50 LB per PC 7 PC per BX 7.00 SF per BX 45.50 LB per BX	\$ 0.00 S/F
	RSCBBCM12 SPECIAL ORDER	RIVERSTONE COBALT POLISHED STONE 12" x 12" x 1/2" FIELD TILE min. qty: 300 lead time: 90 days BIANCO CARRARA PEBBLES IN COBALT RESIN TECH SPECS: NOT SUITABLE FOR CUSTOM CUTTING; MUST BE INSTALLED WITH MAPEI KERABOND WITH KERALASTIC; MAY YELLOW IN DIRECT SUNLIGHT TECH SPECS: DCOF ACUTEST 0.42, 0.42, 0.42	1.0000 SF per PC 6.50 LB per SF 6.50 LB per PC 7 PC per BX 7.00 SF per BX 45.50 LB per BX	\$ 0.00 S/F

BX (IN BOLD), SOLD IN FULL BOXES
 TEAL, SPECIAL ORDER ITEMS
 PURPLE, IN-HOUSE FABRICATION



 LOT PHOTO APPROVAL
 INSTALLATION GUIDELINES

 COMMODITY PRICING
 CUSTOM CUTTING

RIVERSTONE

STONE



IMAGE	CODE	DESCRIPTION	LIST	U/M
	<p>RSCLMXM12</p> <p>SPECIAL ORDER</p>	<p>RIVERSTONE MIXED PEBBLES POLISHED STONE 12" x 12" x 1/2" FIELD TILE min. qty: 300 SF lead time: 90 days</p> <p>MIXED PEBBLES IN CLEAR RESIN</p> <p>TECH SPECS: NOT SUITABLE FOR CUSTOM CUTTING; MUST BE INSTALLED WITH MAPEI KERABOND WITH KERALASTIC; MAY YELLOW IN DIRECT SUNLIGHT TECH SPECS: DCOF ACUTEST 0.42, 0.42, 0.42</p>	<p>1.0000 SF per PC</p> <p>6.50 LB per SF</p> <p>6.50 LB per PC</p> <p>7 PC per BX</p> <p>7.00 SF per BX</p> <p>45.50 LB per BX</p>	<p>\$ 0.00 S/F</p>
	<p>RSVRBCM12</p> <p>SPECIAL ORDER</p>	<p>RIVERSTONE VERDE POLISHED STONE 12" x 12" x 1/2" FIELD TILE min. qty: 7 SF lead time: 90 days</p> <p>BIANCO CARRARA PEBBLES IN VERDE RESIN</p> <p>TECH SPECS: NOT SUITABLE FOR CUSTOM CUTTING; MUST BE INSTALLED WITH MAPEI KERABOND WITH KERALASTIC; MAY YELLOW IN DIRECT SUNLIGHT</p>	<p>1.0000 SF per PC</p> <p>6.50 LB per SF</p> <p>6.50 LB per PC</p> <p>7 PC per BX</p> <p>7.00 SF per BX</p> <p>45.50 LB per BX</p>	<p>\$ 65.00 S/F</p>

BX (IN BOLD), SOLD IN FULL BOXES
 TEAL, SPECIAL ORDER ITEMS
 PURPLE, IN-HOUSE FABRICATION

 LOT PHOTO APPROVAL
 INSTALLATION GUIDELINES

 COMMODITY PRICING
 CUSTOM CUTTING



IMAGE	CODE	DESCRIPTION	LIST	U/M
	<p>YSARWHWJ</p>	<p>SARRI BIANCO POLISHED STONE MOSAIC INTERLOCKING SHEET SHEET COVERAGE AREA: 13-13/16" x 10-5/8" x 3/8" (1.0200 SF/PC)</p> <p>thassos polished, bianco carrara polished, rivershell polished Thassos, Bianco Carrara, Rivershell</p> <p>TECH SPECS: SUITABLE FOR LIGHT TRAFFIC FLOORS AND INTERIOR WALLS; CONVENTIONAL SHOWER WALLS ONLY; NOT RECOMMENDED IN STEAM SHOWERS;</p>	<p>1.0200 SF per PC</p> <p>4.25 LB per SF</p> <p>4.34 LB per PC</p> <p>5 PC per BX</p> <p>5.10 SF per BX</p> <p>21.68 LB per BX</p>	<p>\$ 90.00 S/F</p>

BX (IN BOLD), SOLD IN FULL BOXES
 TEAL, SPECIAL ORDER ITEMS
 PURPLE, IN-HOUSE FABRICATION



LOT PHOTO APPROVAL



INSTALLATION GUIDELINES



COMMODITY PRICING




CUSTOM CUTTING

SCALINI


STONE



IMAGE	CODE	DESCRIPTION	LIST	U/M
	<p>SSMMWLIN</p>	<p>SMOKE WAXED STONE 5/8" X 4" X 3/8 LINEA MOSAIC ROW INFO: 18 ROWS OF 3 (54 PIECES PER SHEET) SHEET COVERAGE AREA: 12" x 12" x 3/8" (1.0000 SF/PC)</p> <p>TECH SPECS: INSTALL WITH MAPEI GRANIRAPID ONLY</p>	<p>1.0000 SF per PC 5.00 LB per SF 5.00 LB per PC 10 PC per BX 10.00 SF per BX 50.00 LB per BX</p>	<p>\$ 46.70 S/F</p>

BX (IN BOLD), SOLD IN FULL BOXES
 TEAL, SPECIAL ORDER ITEMS
 PURPLE, IN-HOUSE FABRICATION



 LOT PHOTO APPROVAL
 INSTALLATION GUIDELINES

 COMMODITY PRICING
 CUSTOM CUTTING

SHIRAZ

STONE



IMAGE	CODE	DESCRIPTION	LIST	U/M
	SSHRZCGMX	<p>SHIRAZ BIANCO POLISHED STONE MOSAIC INTERLOCKING SHEET SHEET COVERAGE AREA: 15-1/16" x 13-1/16" x 3/8" (1.3700 SF/PC)</p> <p>thassos polished background, calacatta gold polished lines **LX PRICING** SUITABLE FOR CARPET CUTTING TECH SPECS: FRACTURES IN DELICATE FEATURES ARE INHERENT. TECH SPECS: MUST BE INSTALLED WITH MAPEI KERABOND WITH KERALASTIC;</p>	<p>1.3700 SF per PC 4.90 LB per SF 6.71 LB per PC 5 PC per BX 6.85 SF per BX 33.57 LB per BX</p>	\$ 128.00 S/F
	SSHRZCMMX	<p>SHIRAZ CREMA MIXED FINISH STONE MOSAIC INTERLOCKING SHEET SHEET COVERAGE AREA: 15-1/16" x 13-1/16" x 3/8" (1.3700 SF/PC)</p> <p>bianco antico polished background, crema marfil polished lines **LX PRICING** SUITABLE FOR CARPET CUTTING TECH SPECS: FRACTURES IN DELICATE FEATURES ARE INHERENT. TECH SPECS: MUST BE INSTALLED WITH MAPEI KERABOND WITH KERALASTIC;</p>	<p>1.3700 SF per PC 4.90 LB per SF 6.71 LB per PC 5 PC per BX 6.85 SF per BX 33.57 LB per BX</p>	\$ 122.50 S/F

BX (IN BOLD), SOLD IN FULL BOXES
TEAL, SPECIAL ORDER ITEMS
PURPLE, IN-HOUSE FABRICATION





 LOT PHOTO APPROVAL
 INSTALLATION GUIDELINES

 COMMODITY PRICING
 CUSTOM CUTTING

SINUOUS



STONE



IMAGE	CODE	DESCRIPTION	LIST	U/M
	SMNSINPCG	SINUOUS CALACATTA GOLD POLISHED STONE MOSAIC INTERLOCKING SHEET SHEET COVERAGE AREA: 11-3/8" x 11-3/8" x 3/8" (0.8900 SF/PC) SUITABLE FOR CARPET CUTTING TECH SPECS: VARIATION MAY INCLUDE SOME CLUSTERING OF COLOR	0.8900 SF per PC 4.47 LB per SF 3.98 LB per PC 10 PC per BX 8.90 SF per BX 39.78 LB per BX	\$ 75.00 S/F
	SMNSINPCM	SINUOUS CREMA MARFIL POLISHED STONE MOSAIC INTERLOCKING SHEET SHEET COVERAGE AREA: 11-3/8" x 11-3/8" x 3/8" (0.8900 SF/PC) SUITABLE FOR CARPET CUTTING TECH SPECS: VARIATION MAY INCLUDE SOME CLUSTERING OF COLOR	0.8900 SF per PC 4.47 LB per SF 3.98 LB per PC 10 PC per BX 8.90 SF per BX 39.78 LB per BX	\$ 75.00 S/F
	SMNSINPMG	SINUOUS MING GREEN POLISHED STONE MOSAIC INTERLOCKING SHEET SHEET COVERAGE AREA: 11-3/8" x 11-3/8" x 3/8" (0.8900 SF/PC) SUITABLE FOR CARPET CUTTING TECH SPECS: VARIATION MAY INCLUDE SOME CLUSTERING OF COLOR	0.8900 SF per PC 4.47 LB per SF 3.98 LB per PC 10 PC per BX 8.90 SF per BX 39.78 LB per BX	\$ 75.00 S/F
	SMNSINPTH	SINUOUS THASSOS POLISHED STONE MOSAIC INTERLOCKING SHEET SHEET COVERAGE AREA: 11-3/8" x 11-3/8" x 3/8" (0.8900 SF/PC) SUITABLE FOR CARPET CUTTING TECH SPECS: VARIATION MAY INCLUDE SOME CLUSTERING OF COLOR	0.8900 SF per PC 4.47 LB per SF 3.98 LB per PC 10 PC per BX 8.90 SF per BX 39.78 LB per BX	\$ 75.00 S/F

BX (IN BOLD), SOLD IN FULL BOXES
 TEAL, SPECIAL ORDER ITEMS
 PURPLE, IN-HOUSE FABRICATION

 LOT PHOTO APPROVAL
 INSTALLATION GUIDELINES

 COMMODITY PRICING
 CUSTOM CUTTING

SLAB MATERIALS:

Artistic Tile stocks a selection of natural stone slabs. Slabs are sold by the square foot.

PLEASE NOTE - PUBLISHED PRICING REFLECTS CURRENT STOCKED MATERIAL ONLY, NEW BLOCKS MAY HAVE PRICE FLUCTUATIONS.

Artistic Tile maintains photographs of all our stocked slabs. In lieu of physical samples for individual orders, your Customer Service Representative will be happy to send you photographs of currently available slabs for your review and approval, subject to our slab selection guidelines. We also welcome clients to come and make their slab selections here in Secaucus, by appointment only.

SEQUENTIAL SLAB SELECTION:

- Slabs must be purchased in sequential units, either from the "front" or "back" of the bundle/block. You may choose either from the lowest number in a bundle/block or the highest number. You may not "skip" slabs or start in the middle of a bundle/block.
- Client may view slabs from the front or the back of the bundle/block. We will spin the complete bundle/block so the client can see the difference between the slabs in front and the back of the bundle/block. If the client needs multiple slabs, we will show them the required number of slabs, from the front and/or the back of the bundle/block. If the client needs 1-slab, they will have their choice of the first or the last. They will not be permitted to choose from the middle of the bundle/block.
- In the event that a bundle/block is non-sequential in inventory, the client will be given the choice of slabs that maintain the optimum sequential integrity of our inventory.
- This policy is developed to maintain our slab inventory in a manner that allows us to service both the immediate client and future clients.
- Please make sure that your client is aware of this policy when scheduling their appointment in Secaucus.

SLAB TOPS FOR WATERFALL VANITIES:

- Wholesale production staff will choose the slab, based on available remnant sizes and sequential slab optimization.
- If more than one remnant exists, your client will be given the choice as to which slab remnant they prefer.
- In all cases, your client will have the opportunity to view a slab photo or approve the slab in person prior to cutting.
- Should your client desire to choose their own slab, they may do so according to the above Sequential Slab Selection policy, in which case, the entire slab must be purchased and Waterfall Slab Group Pricing is no longer valid.



CUT SLABS:

- Natural Stone Slabs are sold in full pieces as stocked (full slabs or remnants). Cut or ½ slabs are not offered on natural stone.
- Semi-Precious Gemstone slabs may be purchased as ½-slabs (lengthwise cut) at an upcharge. ¼-slabs, unless existing in our inventory, are not available.

CRATING:

Crating slabs allows for LTL (Common Carrier) shipment, this provides faster turnaround time between the time you place your order and when you receive your slab(s). Current crate size options and pricing are as follows.

SMALL SLAB CRATES \$195.00 PER CRATE

Crates may be as tall as 44" and up to 92" in length, as determined by the size of the slab(s) ordered. From 1-4 slabs of 3cm (1 1/4") thickness may be packed in a single crate, thereby reducing your crating costs per square foot.

LARGE SLAB CRATES \$295.00 PER CRATE

Crates may be 45" up to 72" in height and no longer than 92" in length, as determined by the size of the slab(s) ordered. No more than 2 slabs may be packed in a large crate.

X-LARGE SLAB CRATES \$395.00 PER CRATE

Crates may be 45" up to 72" in height and no longer than 118" in length as determined by the size of the slab(s) ordered. No more than 2 slabs may be packed in an x-large crate.

Slab crates are provided with opening instructions. Please follow instructions carefully to prevent damage to the slabs or personal injury.

DELIVERY:

Inspect all material upon delivery for color, shade, finish, or defects. Claims for product defects, shipping damages or shortages must be made to Artistic Tile within 48-hours of receipt.

When provided, we clearly side-mark all boxes on your purchase order. Additionally, we can automatically email the tracking information for your shipment⁴. If you are not already taking advantage of this feature, please contact your Customer Service Representative with your email address.

The packing list will indicate the number of pieces, number of boxes, lot numbers and similar information that will aid you in verifying the accuracy of the material shipped.

FREIGHT:

All material is shipped FOB Artistic Tile warehouse, unless otherwise noted on the order confirmation. Please be aware of the following:

- Verify box count and pallet count on bill of lading prior to signing
- Inspect for visible damage and note on bill of lading
- Report concealed damages within 5-days of receipt to shipping company
- Request an inspection and retain a copy of the inspection report
- File a written claim with the carrier within the time frame require by your carrier

⁴ Email notification includes our Invoice and Sales Order numbers, your P.O.#, date and method of shipment, tracking numbers and related freight charges.



All LTL orders will a \$10.00 packing and handling charge included.
All UPS orders will have a \$10.00 per box packing and handling charge included.

Multi-State Pallet Program - Artistic Tile has negotiated attractive pallet rates with our transportation partners. Please consult your Customer Service Representative for states covered and current pallet rates and accessorial charges.

INSTALLATION:

Artistic Tile recommends using a professional, licensed and accredited installer⁵ for all installations. Artistic Tile recommends all tile be laid out prior to setting to allow for blending of the range and grout joints. All stone and crackle glaze ceramic tiles should be sealed with a penetrating sealer to accommodate maintenance, both pre and post grouting. Do not seal porcelain tile, unless otherwise noted. Installation guidelines and recommendations are available for most products upon request from your Customer Service Representative.

Absent any specific instructions, generally accepted industry guidelines must be adhered to, including, but not limited to, most current version of the TCNA⁶ Handbook for Ceramic, Glass, and Stone Tile Installation and M.I.A.⁷ Dimension Stone Design Manual as well as manufacturer's guidelines for any and all products related to the installation.

We welcome any questions or comments and thank you again for your business.

Artistic Tile Customer Service: (201) 864-7000

Customer Service Hours: Monday - Friday 8:00 AM - 7:00 PM EST

⁵ CTEF Certified Tile Installer, NTCA 5 Star Contractors, MIA Accredited

⁶ Tile Council of North America (TCNA) www.tcnatile.com

⁷ The Marble Institute of America (MIA) www.marble-institute.com



SLABS

STONE



IMAGE	CODE	DESCRIPTION	LIST	U/M
	SLALEXP2	<p>ALEXANDRITA POLISHED STONE 3/4" SLAB 2CM</p> <p>Material Type: Quartzite Material Origin: Brazil Acid Sensitivity: Minimal</p> <p>TECH SPECS: THE M.I.A. RECOMMENDS INSTALLING RESIN-BACKED STONE WITH EPOXY-BASED SETTING MATERIALS. CONSULT YOUR SETTING MATERIALS MANUFACTURER FOR SPECIFIC RECOMMENDATIONS</p>	\$ 122.00	S/F
	SLAMZTP2	<p>AMAZONITE POLISHED STONE SLAB 2CM THICK</p> <p>Material Type: Quartzite Material Origin: Namibia Acid Sensitivity: Minimal</p> <p>TECH SPECS: THE M.I.A. RECOMMENDS INSTALLING RESIN-BACKED STONE WITH EPOXY-BASED SETTING MATERIALS. CONSULT YOUR SETTING MATERIALS MANUFACTURER FOR SPECIFIC RECOMMENDATIONS</p>	\$ 140.00	S/F
	SLASOAPH3	<p>AMERICAN SOAPSTONE HONED STONE 1-1/4" SLAB 3CM THICK</p> <p>Material Type: Soapstone Material Origin: United States Acid Sensitivity: Minimal</p> <p>TECH SPECS: THE M.I.A. RECOMMENDS INSTALLING RESIN-BACKED STONE WITH EPOXY-BASED SETTING MATERIALS. CONSULT YOUR SETTING MATERIALS MANUFACTURER FOR SPECIFIC RECOMMENDATIONS</p>	\$ 65.00	S/F
	YSLMGAMTHP2	<p>GEMSTONE AMETHYST POLISHED STONE 56" x 114" x 3/4" SLAB</p> <p>Suggested list per full slab \$13,742.30 Suggested list for 1/2 slab \$340.00 per SF (lengthwise only)</p> <p>TECH SPECS: SLAB EDGES ARE NOT SUITABLE FOR PROFILING. A MITERED APRON EDGE IS RECOMMENDED. TECH SPECS: NOT SUITABLE FOR HIGH HEAT APPLICATIONS SUCH AS KITCHEN BACKSPLASHES ADJACENT TO COOKTOPS OR FIREPLACE SURROUNDS ADJACENT TO HEAT SOURCE.</p>	\$ 310.00	S/F
	SLARCOP2	<p>ARABESCATO CORCHIA POLISHED STONE 3/4" SLAB 2CM THICK</p> <p>Material Type: Marble Material Origin: Italy Acid Sensitivity: High</p> <p>TECH SPECS: THE M.I.A. RECOMMENDS INSTALLING RESIN-BACKED STONE WITH EPOXY-BASED SETTING MATERIALS. CONSULT YOUR SETTING MATERIALS MANUFACTURER FOR SPECIFIC RECOMMENDATIONS.</p>	\$ 80.00	S/F

BX (IN BOLD), SOLD IN FULL BOXES
TEAL, SPECIAL ORDER ITEMS
PURPLE, IN-HOUSE FABRICATION

LOT PHOTO APPROVAL
 INSTALLATION GUIDELINES

COMMODITY PRICING
 CUSTOM CUTTING

SLABS

STONE



IMAGE	CODE	DESCRIPTION	LIST	U/M
	SLARORBCODKP2	<p>DARK ARABESCATO OROBICO POLISHED STONE 3/4" SLAB 2CM</p> <p>Material Type: Marble Material Origin: Italy Acid Sensitivity: High</p> <p>TECH SPECS: THE M.I.A. RECOMMENDS INSTALLING RESIN-BACKED STONE WITH EPOXY-BASED SETTING MATERIALS. CONSULT YOUR SETTING MATERIALS MANUFACTURER FOR SPECIFIC RECOMMENDATIONS.</p>	\$ 32.50	S/F
	SLARORBCODKP3	<p>DARK ARABESCATO OROBICO POLISHED STONE 1-1/4" SLAB 3CM THICK</p> <p>Material Type: Marble Material Origin: Italy Acid Sensitivity: High</p> <p>TECH SPECS: THE M.I.A. RECOMMENDS INSTALLING RESIN-BACKED STONE WITH EPOXY-BASED SETTING MATERIALS. CONSULT YOUR SETTING MATERIALS MANUFACTURER FOR SPECIFIC RECOMMENDATIONS.</p>	\$ 45.00	S/F
	SLARORBCOP2	<p>ARABESCATO OROBICO POLISHED STONE 3/4" SLAB 2CM THICK</p> <p>Material Type: Marble Material Origin: Italy Acid Sensitivity: High</p> <p>TECH SPECS: THE M.I.A. RECOMMENDS INSTALLING RESIN-BACKED STONE WITH EPOXY-BASED SETTING MATERIALS. CONSULT YOUR SETTING MATERIALS MANUFACTURER FOR SPECIFIC RECOMMENDATIONS.</p>	\$ 32.50	S/F
	SLARORBCOP3	<p>ARABESCATO OROBICO POLISHED STONE 1-1/4" SLAB 3CM THICK</p> <p>Material Type: Marble Material Origin: Italy Acid Sensitivity: High</p> <p>TECH SPECS: THE M.I.A. RECOMMENDS INSTALLING RESIN-BACKED STONE WITH EPOXY-BASED SETTING MATERIALS. CONSULT YOUR SETTING MATERIALS MANUFACTURER FOR SPECIFIC RECOMMENDATIONS.</p>	\$ 45.00	S/F
	SLARVGLP3	<p>ARABESCATO VAGLI POLISHED STONE 1-1/4" SLAB 3CM THICK</p> <p>Material Type: Marble Material Origin: Italy Acid Sensitivity: Moderate</p> <p>This Classic Italian Marble is characterized by heavy veining with grey/green tones.</p>	\$ 69.00	S/F

BX (IN BOLD), SOLD IN FULL BOXES
TEAL, SPECIAL ORDER ITEMS
PURPLE, IN-HOUSE FABRICATION

LOT PHOTO APPROVAL
 INSTALLATION GUIDELINES

COMMODITY PRICING
 CUSTOM CUTTING

SLABS

STONE



IMAGE	CODE	DESCRIPTION	LIST	U/M
	SLASHVCVSB2	<p>ASH VEIN CUT DEEP BRUSHED STONE 3/4" SLAB 2CM THICK</p> <p>Material Type: Limestone Material Origin: China Acid Sensitivity: High</p> <p>TECH SPECS: INSTALL WITH MAPEI GRANIRAPID ONLY</p>	\$ 28.50	S/F
	SLASWHP3	<p>ASPEN WHITE POLISHED STONE 1-1/4" SLAB 3CM THICK</p> <p>Material Type: Granite Material Origin: Namibia Acid Sensitivity: Minimal</p> <p>TECH SPECS: THE M.I.A. RECOMMENDS INSTALLING RESIN-BACKED STONE WITH EPOXY-BASED SETTING MATERIALS. CONSULT YOUR SETTING MATERIALS MANUFACTURER FOR SPECIFIC RECOMMENDATIONS.</p>	\$ 45.00	S/F
	SLABP2	<p>AZUL BAHIA POLISHED STONE 3/4" SLAB 2CM THICK</p> <p>Material Type: Granite Material Origin: Acid Sensitivity:</p>	\$ 135.00	S/F
	SLAZBCHRP2	<p>AZUL BOCHIRA POLISHED STONE 3/4" SLAB 2CM</p> <p>Material Type: Quartzite Material Origin: Brazil Acid Sensitivity: Low</p> <p>TECH SPECS: FOR INSTALLATION OF MESH BACKED STONE IN WET AREAS, CONSULT YOUR FABRICATOR FOR RECOMMENDED INSTALLATION METHOD. ANY DECISION TO INSTALL CONTRARY TO THE MOST CURRENT MIA DIMENSION STONE DESIGN MANUAL PRACTICES IS SOLELY AT BUYERS DISCRETION. OPTIONS INCLUDE, BUT ARE NOT LIMITED TO, COMPLETE REMOVAL OF FIBERGLASS MESH BACK OR INSTALLING WITH EPOXY SETTING MATERIAL</p>	\$ 150.00	S/F
	SLACP2	<p>AZUL CIELO POLISHED STONE 3/4" SLAB 2CM THICK</p> <p>Material Type: Marble Material Origin: Brazil Acid Sensitivity: Moderate</p>	\$ 35.80	S/F

BX (IN BOLD), SOLD IN FULL BOXES
TEAL, SPECIAL ORDER ITEMS
PURPLE, IN-HOUSE FABRICATION

LOT PHOTO APPROVAL
 INSTALLATION GUIDELINES

COMMODITY PRICING
 CUSTOM CUTTING

SLABS

STONE



IMAGE	CODE	DESCRIPTION	LIST	U/M
	SLAZIMP2	AZUL IMPERIALE POLISHED STONE 3/4" SLAB 2CM THICK Material Type: Quartzite Material Origin: Brazil Acid Sensitivity: Minimal TECH SPECS: THE M.I.A. RECOMMENDS INSTALLING RESIN-BACKED STONE WITH EPOXY-BASED SETTING MATERIALS. CONSULT YOUR SETTING MATERIALS MANUFACTURER FOR SPECIFIC RECOMMENDATIONS.	\$ 140.00	S/F
	SLAMA1P2	AZUL MACAUBAS A1 SELECT POLISHED STONE 3/4" SLAB 2CM THICK Material Type: Quartzite Material Origin: Brazil Acid Sensitivity: Minimal	\$ 240.00	S/F
	SLAMA2P2	AZUL MACAUBAS A2 STANDARD POLISHED STONE 3/4" SLAB 2CM THICK Material Type: Quartzite Material Origin: Brazil Acid Sensitivity: Minimal	\$ 122.00	S/F
	SLBARDP2	BARDIGLIO IMPERIALE POLISHED STONE 3/4" SLAB Material Type: Marble Material Origin: Italy Acid Sensitivity: High	\$ 32.50	S/F
	SLBNP3	BARDIGLIO NUVOLATO POLISHED STONE 1-1/4" SLAB 3CM THICK Material Type: Marble Material Origin: Italy Acid Sensitivity: High	\$ 30.00	S/F

BX (IN BOLD), SOLD IN FULL BOXES
TEAL, SPECIAL ORDER ITEMS
PURPLE, IN-HOUSE FABRICATION

LOT PHOTO APPROVAL
 INSTALLATION GUIDELINES

COMMODITY PRICING
 CUSTOM CUTTING

SLABS

STONE



IMAGE	CODE	DESCRIPTION	LIST	U/M
	SLBASH2	<p>BASALTINA HONED/FILLED STONE 3/4" SLAB 2CM THICK</p> <p>Material Type: Basalt Material Origin: Italy Acid Sensitivity: Minimal</p> <p>TECH SPECS: SOME DARK-COLORED CEMENT GROUTS MAY STAIN THE STONE, WE RECOMMEND SELECTING A GROUT COLOR LIGHTER THAN THE STONE.</p>	\$ 55.00	S/F
	SLBBLUEH3	<p>BELGIAN BLUESTONE HONED STONE 1-1/4" SLAB 3CM THICK</p> <p>Material Type: Bluestone Material Origin: Belgium Acid Sensitivity: High</p>	\$ 41.00	S/F
	SLBLVDRL2	<p>BELVEDERE LEATHER STONE 3/4" SLAB 2CM THICK</p> <p>Material Type: Quartzite Material Origin: S. Africa Acid Sensitivity: Minimal</p> <p>TECH SPECS: THE M.I.A. RECOMMENDS INSTALLING RESIN-BACKED STONE WITH EPOXY-BASED SETTING MATERIALS. CONSULT YOUR SETTING MATERIALS MANUFACTURER FOR SPECIFIC RECOMMENDATIONS.</p>	\$ 38.00	S/F
	SLBLVDRL3	<p>BELVEDERE LEATHER STONE 1-1/4" SLAB 3CM THICK</p> <p>Material Type: Quartzite Material Origin: S. Africa Acid Sensitivity: Minimal</p> <p>TECH SPECS: THE M.I.A. RECOMMENDS INSTALLING RESIN-BACKED STONE WITH EPOXY-BASED SETTING MATERIALS. CONSULT YOUR SETTING MATERIALS MANUFACTURER FOR SPECIFIC RECOMMENDATIONS.</p>	\$ 70.00	S/F
	SLBAP3	<p>BIANCO ANTICO POLISHED STONE 1-1/4" SLAB 3CM THICK</p> <p>Material Type: Limestone Material Origin: Italy Acid Sensitivity: High LOCAL DELIVERIES ONLY - NOT SUITABLE FOR LTL SHIPMENTS!</p>	\$ 29.30	S/F

BX (IN BOLD), SOLD IN FULL BOXES
TEAL, SPECIAL ORDER ITEMS
PURPLE, IN-HOUSE FABRICATION

LOT PHOTO APPROVAL
 INSTALLATION GUIDELINES

COMMODITY PRICING
 CUSTOM CUTTING

SLABS

STONE



IMAGE	CODE	DESCRIPTION	LIST	U/M
	SLBCSELP3	<p>BIANCO CARRARA SELECT POLISHED STONE 1-1/4" SLAB 3CM THICK</p> <p>Material Type: Marble Material Origin: Italy Acid Sensitivity: High</p>	\$	50.00 S/F
	SLBCCH2	<p>BIANCO CARRARA HONED STONE 3/4" SLAB 2CM THICK</p> <p>Material Type: Marble Material Origin: Italy Acid Sensitivity: High</p>	\$	35.00 S/F
	SLBCCH3	<p>BIANCO CARRARA HONED STONE 1-1/4" SLAB 3CM THICK</p> <p>Material Type: Marble Material Origin: Italy Acid Sensitivity: High</p>	\$	40.00 S/F
	SLBCCP2	<p>BIANCO CARRARA POLISHED STONE 3/4" SLAB 2CM THICK</p> <p>Material Type: Marble Material Origin: Italy Acid Sensitivity: High</p>	\$	35.00 S/F
	SLBCCP3	<p>BIANCO CARRARA POLISHED STONE 1-1/4" SLAB 3CM THICK</p> <p>Material Type: Marble Material Origin: Italy Acid Sensitivity: High</p>	\$	42.00 S/F

BX (IN BOLD), SOLD IN FULL BOXES
 TEAL, SPECIAL ORDER ITEMS
 PURPLE, IN-HOUSE FABRICATION

LOT PHOTO APPROVAL
 INSTALLATION GUIDELINES

COMMODITY PRICING
 CUSTOM CUTTING

SLABS

STONE



IMAGE	CODE	DESCRIPTION	LIST	U/M
	SLBDOLA2P2	<p>BIANCO DOLOMITI A2 STANDARD POLISHED STONE 3/4" SLAB 2CM THICK</p> <p>Material Type: Limestone Material Origin: Turkey Acid Sensitivity: Moderate</p> <p>Whitish tone with occasional grey shading plus grey veining and occasional stark white streaks or markings (linear to non-directional.) may have occasional Pink/Red veins THE M.I.A. RECOMMENDS INSTALLING RESIN-BACKED STONE WITH EPOXY-BASED SETTING MATERIALS. CONSULT YOUR SETTING MATERIALS MANUFACTURER FOR SPECIFIC RECOMMENDATIONS.</p>	\$	80.00 S/F
	SLBDOLEXP2	<p>BIANCO DOLOMITI EXTRA POLISHED STONE 3/4" SLAB 2CM THICK</p> <p>Material Type: Limestone Material Origin: Turkey Acid Sensitivity: Moderate</p> <p>TECH SPECS: THE M.I.A. RECOMMENDS INSTALLING RESIN-BACKED STONE WITH EPOXY-BASED SETTING MATERIALS. CONSULT YOUR SETTING MATERIALS MANUFACTURER FOR SPECIFIC RECOMMENDATIONS.</p>	\$	115.00 S/F
	SLBDOLP2	<p>BIANCO DOLOMITI SELECT POLISHED STONE 3/4" SLAB 2CM THICK</p> <p>Material Type: Limestone Material Origin: Turkey Acid Sensitivity: Moderate</p> <p>White background with linear grey veining and occasional stark white streaks or markings. Veins may be angled and dark grey marks are expected. may have Pink/Red veins may occur occasionally. THE M.I.A. RECOMMENDS INSTALLING RESIN-BACKED STONE WITH EPOXY-BASED SETTING MATERIALS. CONSULT YOUR SETTING MATERIALS MANUFACTURER FOR SPECIFIC RECOMMENDATIONS.</p>	\$	100.00 S/F
	SLBFTIGREP2	<p>BIANCO FUMO POLISHED STONE 3/4" SLAB 2CM THICK</p> <p>Material Type: Marble Material Origin: Turkey Acid Sensitivity: High</p>	\$	19.00 S/F
	SLBGP2	<p>BIANCO GIOIA POLISHED STONE 3/4" SLAB 2CM THICK</p> <p>Material Type: Marble Material Origin: Italy Acid Sensitivity: High</p>	\$	42.00 S/F

BX (IN BOLD), SOLD IN FULL BOXES
TEAL, SPECIAL ORDER ITEMS
PURPLE, IN-HOUSE FABRICATION

LOT PHOTO APPROVAL
 INSTALLATION GUIDELINES

COMMODITY PRICING
 CUSTOM CUTTING

SLABS

STONE



IMAGE	CODE	DESCRIPTION	LIST	U/M
	SLBLMVP2	<p>BIANCO LASA MACCHIA VECCHIA POLISHED STONE 3/4" SLAB 2CM THICK</p> <p>Material Type: Marble Material Origin: Italy Acid Sensitivity: Minimal</p> <p>TECH SPECS: THE M.I.A. RECOMMENDS INSTALLING RESINBACKED STONE WITH EPOXY-BASED SETTING MATERIALS. CONSULT YOUR SETTING MATERIALS MANUFACTURER FOR SPECIFIC RECOMMENDATIONS.</p>	\$ 60.50	S/F
	SLBLVOSP2	<p>BIANCO LASA VENA ORO STD POLISHED STONE 3/4" SLAB 2CM THICK</p> <p>Material Type: Marble Material Origin: Acid Sensitivity: Moderate</p>	\$ 75.00	S/F
	SLBIONXSELP2	<p>BIANCO ONYX SELECT POLISHED STONE 3/4" SLAB 2CM THICK</p> <p>Material Type: Onyx Manufactured: Italy Acid Sensitivity: High LOCAL DELIVERIES ONLY - NOT SUITABLE FOR LTL SHIPMENTS!</p> <p>TECH SPECS: THE M.I.A. RECOMMENDS INSTALLING RESINBACKED STONE WITH EPOXY-BASED SETTING MATERIALS. CONSULT YOUR SETTING MATERIALS MANUFACTURER FOR SPECIFIC RECOMMENDATIONS.</p>	\$ 270.00	S/F
	SLBIONXP2	<p>BIANCO ONYX POLISHED STONE 3/4" SLAB 2CM THICK</p> <p>Material Type: Onyx Material Origin: Italy Acid Sensitivity: High LOCAL DELIVERIES ONLY - NOT SUITABLE FOR LTL SHIPMENTS!</p> <p>TECH SPECS: THE M.I.A. RECOMMENDS INSTALLING RESINBACKED STONE WITH EPOXY-BASED SETTING MATERIALS. CONSULT YOUR SETTING MATERIALS MANUFACTURER FOR SPECIFIC RECOMMENDATIONS.</p>	\$ 238.00	S/F
	SLBRHNOP2	<p>BIANCO RHINO POLISHED STONE 3/4" SLAB 2CM THICK</p> <p>Material Type: Marble Material Origin: Namibia Acid Sensitivity: High</p> <p>TECH SPECS: THE M.I.A. RECOMMENDS INSTALLING RESINBACKED STONE WITH EPOXY-BASED SETTING MATERIALS. CONSULT YOUR SETTING MATERIALS MANUFACTURER FOR SPECIFIC RECOMMENDATIONS.</p>	\$ 44.00	S/F

BX (IN BOLD), SOLD IN FULL BOXES
TEAL, SPECIAL ORDER ITEMS
PURPLE, IN-HOUSE FABRICATION

LOT PHOTO APPROVAL
 INSTALLATION GUIDELINES

COMMODITY PRICING
 CUSTOM CUTTING

SLABS

STONE



IMAGE	CODE	DESCRIPTION	LIST	U/M
	SLBSIVP2	<p>BIANCO SIVEC POLISHED STONE 3/4" SLAB 2CM THICK</p> <p>Material Type: Marble Material Origin: Macedonia Acid Sensitivity: Moderate</p>	\$ 58.50	S/F
	SLBLCALP2	<p>BLUE CALCITE POLISHED STONE 3/4" SLAB 2CM THICK</p> <p>Material Type: Calcite/Marble Material Origin: Brazil Acid Sensitivity: High</p> <p>TECH SPECS: THE M.I.A. RECOMMENDS INSTALLING RESMATERIALS.CONSUET YOUR SETTING MATERIALS MANUFACTURER FOR SPECIFIC RECOMMENDATIONS.IN-BACKED STONE WITH EPOXY-BASED SETTING</p>	\$ 62.00	S/F
	SLBSAVP2	<p>BLUE DE SAVOIE POLISHED STONE 3/4" SLAB 2CM THICK</p> <p>Material Type: Marble Material Origin: France Acid Sensitivity: High</p>	\$ 90.00	S/F
	SLBOTGRNP2	<p>BOTANIC GREEN POLISHED STONE 3/4" SLAB 2CM</p> <p>Material Type: Quartzite Material Origin: Brazil Acid Sensitivity: Minimal</p> <p>TECH SPECS: THE M.I.A. RECOMMENDS INSTALLING RESIN-BACKED STONE WITH EPOXY-BASED SETTING MATERIALS.CONSUET YOUR SETTING MATERIALS MANUFACTURER FOR SPECIFIC RECOMMENDATIONS.</p>	\$ 105.50	S/F
	SLBSOAPH3	<p>BRAZILIAN SOAPSTONE HONED STONE 1-1/4" SLAB 3CM THICK</p> <p>Material Type: Soapstone Material Origin: Brazil Acid Sensitivity: Minimal</p> <p>TECH SPECS: THE M.I.A. RECOMMENDS INSTALLING RESIN-BACKED STONE WITH EPOXY-BASED SETTING MATERIALS.CONSUET YOUR SETTING MATERIALS MANUFACTURER FOR SPECIFIC RECOMMENDATIONS.</p>	\$ 54.00	S/F

BX (IN BOLD), SOLD IN FULL BOXES
TEAL, SPECIAL ORDER ITEMS
PURPLE, IN-HOUSE FABRICATION

LOT PHOTO APPROVAL
 INSTALLATION GUIDELINES

COMMODITY PRICING
 CUSTOM CUTTING

SLABS

STONE



IMAGE	CODE	DESCRIPTION	LIST	U/M
	SLBRCAP2	<p>BRECCIA CAPRAIA POLISHED STONE 3/4" SLAB 2CM THICK</p> <p>Material Type: Marble Material Origin: Italy Acid Sensitivity: High</p> <p>TECH SPECS: THE M.I.A. RECOMMENDS INSTALLING RESIN-BACKED STONE WITH EPOXY-BASED SETTING MATERIALS. CONSULT YOUR SETTING MATERIALS MANUFACTURER FOR SPECIFIC RECOMMENDATIONS</p>	\$ 64.00	S/F
	SLBDVP2	<p>BRECCIA DE VENDOME POLISHED STONE 3/4" SLAB</p> <p>Material Type: Marble Material Origin: France Acid Sensitivity: High EXTREME RANGE VARIATION</p> <p>TECH SPECS: THE M.I.A. RECOMMENDS INSTALLING RESIN-BACKED STONE WITH EPOXY-BASED SETTING MATERIALS. CONSULT YOUR SETTING MATERIALS MANUFACTURER FOR SPECIFIC RECOMMENDATIONS</p>	\$ 130.00	S/F
	SLBIP3	<p>BRECCIA IMPERIALE POLISHED STONE 1-1/4" SLAB</p> <p>Material Type: Marble Material Origin: Italy Acid Sensitivity: High</p> <p>TECH SPECS: THE M.I.A. RECOMMENDS INSTALLING RESIN-BACKED STONE WITH EPOXY-BASED SETTING MATERIALS. CONSULT YOUR SETTING MATERIALS MANUFACTURER FOR SPECIFIC RECOMMENDATIONS.</p>	\$ 110.00	S/F
	SLBVP2	<p>BRECCIA VIOLA POLISHED STONE 3/4" SLAB</p> <p>Material Type: Marble Material Origin: Italy Acid Sensitivity: High</p> <p>TECH SPECS: THE M.I.A. RECOMMENDS INSTALLING RESIN-BACKED STONE WITH EPOXY-BASED SETTING MATERIALS. CONSULT YOUR SETTING MATERIALS MANUFACTURER FOR SPECIFIC RECOMMENDATIONS.</p>	\$ 115.00	S/F
	SLBRLSQP2	<p>BURLESQUE POLISHED STONE 3/4" SLAB 2CM THICK</p> <p>Material Type: Marble Material Origin: Brazil Acid Sensitivity: High</p> <p>TECH SPECS: THE M.I.A. RECOMMENDS INSTALLING RESIN-BACKED STONE WITH EPOXY-BASED SETTING MATERIALS. CONSULT YOUR SETTING MATERIALS MANUFACTURER FOR SPECIFIC RECOMMENDATIONS.</p>	\$ 68.50	S/F

BX (IN BOLD), SOLD IN FULL BOXES
 TEAL, SPECIAL ORDER ITEMS
 PURPLE, IN-HOUSE FABRICATION

LOT PHOTO APPROVAL
 INSTALLATION GUIDELINES

COMMODITY PRICING
 CUSTOM CUTTING

SLABS

STONE



IMAGE	CODE	DESCRIPTION	LIST	U/M
	SLCBELP2	<p>CALACATTA BELGIA POLISHED STONE 3/4" SLAB</p> <p>Material Type: Marble Material Origin: Italy Acid Sensitivity: Moderate</p> <p>TECH SPECS: THE M.I.A. RECOMMENDS INSTALLING RESIN-BACKED STONE WITH EPOXY-BASED SETTING MATERIALS. CONSULT YOUR SETTING MATERIALS MANUFACTURER FOR SPECIFIC RECOMMENDATIONS.</p>	\$ 96.00	S/F
	SLCBLP2	<p>CALACATTA BLUETTE POLISHED STONE 3/4" SLAB 2CM THICK</p> <p>Material Type: Marble Material Origin: Italy Acid Sensitivity: High</p> <p>TECH SPECS: THE M.I.A. RECOMMENDS INSTALLING RESIN-BACKED STONE WITH EPOXY-BASED SETTING MATERIALS. CONSULT YOUR SETTING MATERIALS MANUFACTURER FOR SPECIFIC RECOMMENDATIONS.</p>	\$ 50.00	S/F
	SLCCALDIAP2	<p>CALACATTA CALDIA POLISHED STONE 3/4" SLAB 2CM THICK</p> <p>Material Type: Marble Material Origin: Italy Acid Sensitivity: High</p>	\$ 120.00	S/F
	SLCCL2	<p>CALACATTA CIELO LEATHER STONE 3/4" SLAB 2CM THICK</p> <p>Material Type: Marble Material Origin: Acid Sensitivity:</p> <p>TECH SPECS: THE M.I.A. RECOMMENDS INSTALLING RESIN-BACKED STONE WITH EPOXY-BASED SETTING MATERIALS. CONSULT YOUR SETTING MATERIALS MANUFACTURER FOR SPECIFIC RECOMMENDATIONS.</p>	\$ 68.00	S/F
	SLCCP2	<p>CALACATTA CIELO POLISHED STONE 3/4" SLAB 2CM THICK</p> <p>Material Type: Marble Material Origin: Italy Acid Sensitivity: High</p> <p>TECH SPECS: THE M.I.A. RECOMMENDS INSTALLING RESIN-BACKED STONE WITH EPOXY-BASED SETTING MATERIALS. CONSULT YOUR SETTING MATERIALS MANUFACTURER FOR SPECIFIC RECOMMENDATIONS.</p>	\$ 80.00	S/F

BX (IN BOLD), SOLD IN FULL BOXES
TEAL, SPECIAL ORDER ITEMS
PURPLE, IN-HOUSE FABRICATION

LOT PHOTO APPROVAL
 INSTALLATION GUIDELINES

COMMODITY PRICING
 CUSTOM CUTTING

SLABS

STONE



IMAGE	CODE	DESCRIPTION	LIST	U/M
	SLCGA1P2	CALACATTA GOLD A1 SELECT POLISHED STONE 3/4" SLAB 2CM THICK Material Type: Marble Material Origin: Italy Acid Sensitivity: High Slab inventory varies, we recommend you ask for current lot photos	\$ 210.00	S/F
	SLCGA1P3	CALACATTA GOLD A1 SELECT POLISHED STONE 1-1/4" SLAB 3CM THICK Material Type: Marble Material Origin: Italy Acid Sensitivity: High Slab inventory varies, we recommend you ask for current lot photos	\$ 250.00	S/F
	SLCGA2P2	CALACATTA GOLD A2 STANDARD POLISHED STONE 3/4" SLAB 2CM THICK Material Type: Marble Material Origin: Italy Acid Sensitivity: High Slab inventory varies, we recommend you ask for current lot photos	\$ 150.00	S/F
	SLCGA2P3	CALACATTA GOLD A2 STANDARD POLISHED STONE 1-1/4" SLAB 3CM THICK	\$ 190.00	S/F
	SLCGA3P2	CALACATTA GOLD A3 COMMERCIAL POLISHED STONE 3/4" SLAB 2CM THICK Material Type: Marble Material Origin: Italy Acid Sensitivity: High Slab inventory varies, we recommend you ask for current lot photos	\$ 110.00	S/F

BX (IN BOLD), SOLD IN FULL BOXES
TEAL, SPECIAL ORDER ITEMS
PURPLE, IN-HOUSE FABRICATION

LOT PHOTO APPROVAL
 INSTALLATION GUIDELINES

COMMODITY PRICING
 CUSTOM CUTTING


SLABS

STONE



IMAGE	CODE	DESCRIPTION	LIST	U/M
	SLCGA3P3	CALACATTA GOLD A3 COMMERCIAL POLISHED STONE 1-1/4" SLAB 3CM THICK Material Type: Marble Material Origin: Italy Acid Sensitivity: High	\$ 140.00	S/F
	SLCGAP2	CALACATTA GOLD APUANO POLISHED STONE 3/4" SLAB 2CM THICK Material Type: Marble Material Origin: Italy Acid Sensitivity: Moderate TECH SPECS: THE M.I.A. RECOMMENDS INSTALLING RESIN-BACKED STONE WITH EPOXY-BASED SETTING MATERIALS. CONSULT YOUR SETTING MATERIALS MANUFACTURER FOR SPECIFIC RECOMMENDATIONS.	\$ 85.00	S/F
	SLCGP1	CALACATTA GOLD POLISHED STONE 96" x 36" x 3/8" SLAB Material Type: Marble Material Origin: Italy Acid Sensitivity: High Slab inventory varies, we recommend you ask for current lot photos TECH SPECS: THE M.I.A. RECOMMENDS INSTALLING RESIN-BACKED STONE WITH EPOXY-BASED SETTING MATERIALS. CONSULT YOUR SETTING MATERIALS MANUFACTURER FOR SPECIFIC RECOMMENDATIONS.	\$ 115.00	S/F
	SLCNP3	CALACATTA NUVOLATO POLISHED STONE 1-1/4" SLAB 3CM THICK Material Type: Marble Material Origin: Italy Acid Sensitivity: High TECH SPECS: THE M.I.A. RECOMMENDS INSTALLING RESIN-BACKED STONE WITH EPOXY-BASED SETTING MATERIALS. CONSULT YOUR SETTING MATERIALS MANUFACTURER FOR SPECIFIC RECOMMENDATIONS.	\$ 62.00	S/F
	SLCVGLP2	CALACATTA VAGLI POLISHED STONE 3/4" SLAB 2CM Material Type: Marble Material Origin: Italy Acid Sensitivity: High TECH SPECS: FOR INSTALLATION OF MESH BACKED STONE IN WET AREAS, CONSULT YOUR FABRICATOR FOR RECOMMENDED INSTALLATION METHOD. ANY DECISION TO INSTALL CONTRARY TO THE MOST CURRENT MIA DIMENSION STONE DESIGN MANUAL PRACTICES IS SOLELY AT BUYERS DISCRETION. OPTIONS INCLUDE, BUT ARE NOT LIMITED TO, COMPLETE REMOVAL OF FIBERGLASS MESH BACK OR INSTALLING WITH EPOXY SETTING MATERIAL	\$ 95.00	S/F




BX (IN BOLD), SOLD IN FULL BOXES
TEAL, SPECIAL ORDER ITEMS
PURPLE, IN-HOUSE FABRICATION



SLABS



STONE



IMAGE	CODE	DESCRIPTION	LIST	U/M
	SLCVENP2	<p>CALACATTA VENETO POLISHED STONE 3/4" SLAB 2CM THICK</p> <p>Material Type: Marble Material Origin: Italy Acid Sensitivity: High</p> <p>TECH SPECS: THE M.I.A. RECOMMENDS INSTALLING RESIN-BACKED STONE WITH EPOXY-BASED SETTING MATERIALS. CONSULT YOUR SETTING MATERIALS MANUFACTURER FOR SPECIFIC RECOMMENDATIONS.</p>	\$ 73.50	S/F
	SLCVENP3	<p>CALACATTA VENETO POLISHED STONE 1-1/4" SLAB 3CM THICK</p> <p>Material Type: Marble Material Origin: Italy Acid Sensitivity: High</p> <p>TECH SPECS: THE M.I.A. RECOMMENDS INSTALLING RESIN-BACKED STONE WITH EPOXY-BASED SETTING MATERIALS. CONSULT YOUR SETTING MATERIALS MANUFACTURER FOR SPECIFIC RECOMMENDATIONS.</p>	\$ 98.00	S/F
	SLCARCP2	<p>CARIBBEAN CALCITE POLISHED STONE 3/4" SLAB 2CM THICK</p> <p>Material Type: Calcite/Marble Material Origin: Brazil Acid Sensitivity: Moderate</p> <p>TECH SPECS: THE M.I.A. RECOMMENDS INSTALLING RESIN-BACKED STONE WITH EPOXY-BASED SETTING MATERIALS. CONSULT YOUR SETTING MATERIALS MANUFACTURER FOR SPECIFIC RECOMMENDATIONS.</p>	\$ 58.00	S/F
	SLCISLP2	<p>CARIBBEAN ISLAND POLISHED STONE 3/4" SLAB 2CM THICK</p> <p>Material Type: Marble/Quartzite Blend Material Origin: Namibia Acid Sensitivity: Minimal</p> <p>TECH SPECS: THE M.I.A. RECOMMENDS INSTALLING RESINBACKED STONE WITH EPOXY-BASED SETTING MATERIALS. CONSULT YOUR SETTING MATERIALS MANUFACTURER FORSPECIFIC RECOMMENDATIONS.</p>	\$ 57.00	S/F
	SLCSP3	<p>CARIBBEAN SEA POLISHED STONE 1-1/4" SLAB</p> <p>Material Type: Quartzite Material Origin: Brazil Acid Sensitivity: Minimal</p> <p>TECH SPECS: THE M.I.A. RECOMMENDS INSTALLING RESIN-BACKED STONE WITH EPOXY-BASED SETTING MATERIALS. CONSULT YOUR SETTING MATERIALS MANUFACTURER FOR SPECIFIC RECOMMENDATIONS.</p>	\$ 69.00	S/F

BX (IN BOLD), SOLD IN FULL BOXES
TEAL, SPECIAL ORDER ITEMS
PURPLE, IN-HOUSE FABRICATION

 LOT PHOTO APPROVAL
 INSTALLATION GUIDELINES

 COMMODITY PRICING
 CUSTOM CUTTING

SLABS

STONE



IMAGE	CODE	DESCRIPTION	LIST	U/M
	SLCLP3	<p>CHOCOLATE LAB POLISHED STONE 1-1/4" SLAB</p> <p>Material Type: Granite Material Origin: Acid Sensitivity: Minimal</p> <p>TECH SPECS: THE M.I.A. RECOMMENDS INSTALLING RESIN-BACKED STONE WITH EPOXY-BASED SETTING MATERIALS. CONSULT YOUR SETTING MATERIALS MANUFACTURER FOR SPECIFIC RECOMMENDATIONS.</p>	\$ 58.00	S/F
	SLCLOQRTZL3	<p>CIELO QUARTZITE LEATHER STONE 1-1/4" SLAB 3CM THICK</p> <p>Material Type: Quartzite Material Origin: Brazil Acid Sensitivity: Minimal</p> <p>TECH SPECS: THE M.I.A. RECOMMENDS INSTALLING RESIN-BACKED STONE WITH EPOXY-BASED SETTING MATERIALS. CONSULT YOUR SETTING MATERIALS MANUFACTURER FOR SPECIFIC RECOMMENDATIONS.</p>	\$ 86.50	S/F
	SLCLOQRTZP3	<p>CIELO QUARTZITE POLISHED STONE 1-1/4" SLAB 3CM THICK</p> <p>Material Type: Quartzite Material Origin: Brazil Acid Sensitivity: Minimal</p> <p>TECH SPECS: THE M.I.A. RECOMMENDS INSTALLING RESIN-BACKED STONE WITH EPOXY-BASED SETTING MATERIALS. CONSULT YOUR SETTING MATERIALS MANUFACTURER FOR SPECIFIC RECOMMENDATIONS.</p>	\$ 91.00	S/F
	SLCLVCVSB2	<p>CLOUD VEIN CUT DEEP BRUSHED STONE 3/4" SLAB 2CM THICK</p> <p>Material Type: Limestone Material Origin: China Acid Sensitivity: High EXPECT VARIATION; OCCASIONAL PINK VEINING MAY APPEAR</p>	\$ 28.50	S/F
	SLCPDNL3	<p>COPPER DUNE LEATHER STONE 1-1/4" SLAB 3CM THICK</p> <p>Material Type: Quartzite Material Origin: Acid Sensitivity:</p> <p>TECH SPECS: THE M.I.A. RECOMMENDS INSTALLING RESIN-BACKED STONE WITH EPOXY-BASED SETTING MATERIALS. CONSULT YOUR SETTING MATERIALS MANUFACTURER FOR SPECIFIC RECOMMENDATIONS.</p>	\$ 89.00	S/F

BX (IN BOLD), SOLD IN FULL BOXES
TEAL, SPECIAL ORDER ITEMS
PURPLE, IN-HOUSE FABRICATION






LOT PHOTO APPROVAL
 INSTALLATION GUIDELINES

COMMODITY PRICING
 CUSTOM CUTTING

SLABS



STONE



IMAGE	CODE	DESCRIPTION	LIST	U/M
	SLCPDNP3	<p>COPPER DUNE POLISHED STONE 1-1/4" SLAB 3CM THICK</p> <p>Material Type: Quartzite Material Origin: Acid Sensitivity:</p> <p>TECH SPECS: THE M.I.A. RECOMMENDS INSTALLING RESIN-BACKED STONE WITH EPOXY-BASED SETTING MATERIALS. CONSULT YOUR SETTING MATERIALS MANUFACTURER FOR SPECIFIC RECOMMENDATIONS.</p>	\$ 85.00	S/F
	SLCORTL3	<p>CORTECCIA LEATHER STONE 1-1/4" SLAB 3CM THICK</p> <p>Material Type: Quartzite Material Origin: Brazil Acid Sensitivity: High</p> <p>TECH SPECS: THE M.I.A. RECOMMENDS INSTALLING RESIN-BACKED STONE WITH EPOXY-BASED SETTING MATERIALS. CONSULT YOUR SETTING MATERIALS MANUFACTURER FOR SPECIFIC RECOMMENDATIONS.</p>	\$ 80.00	S/F
	SLCOVORP2	<p>COVELANO ORO POLISHED STONE 3/4" SLAB 2CM THICK</p> <p>Material Type: Marble Material Origin: Italy Acid Sensitivity: High</p>	\$ 98.00	S/F
	SLCOVSLGVP2	<p>COVELANO SILVER/GOLD VEIN POLISHED STONE 3/4" SLAB 2CM THICK</p> <p>Material Type: Marble Material Origin: Italy Acid Sensitivity: High</p> <p>TECH SPECS: THE M.I.A. RECOMMENDS INSTALLING RESINBACKED STONE WITH EPOXY-BASED SETTING MATERIALS. CONSULT YOUR SETTING MATERIALS MANUFACTURER FOR SPECIFIC RECOMMENDATIONS.</p>	\$ 70.00	S/F
	SLCOVSLP2	<p>COVELANO SILVER POLISHED STONE 3/4" SLAB 2CM THICK</p> <p>Material Type: Marble Material Origin: Italy Acid Sensitivity: High</p>	\$ 61.50	S/F

BX (IN BOLD), SOLD IN FULL BOXES
TEAL, SPECIAL ORDER ITEMS
PURPLE, IN-HOUSE FABRICATION

 LOT PHOTO APPROVAL
 INSTALLATION GUIDELINES

 COMMODITY PRICING
 CUSTOM CUTTING

SLABS



STONE



IMAGE	CODE	DESCRIPTION	LIST	U/M
	SLCMP2	CREMA MARFIL POLISHED STONE 3/4" SLAB 2CM THICK Material Type: Marble/Limestone Material Origin: Spain Acid Sensitivity: High LOCAL DELIVERIES ONLY - NOT SUITABLE FOR LTL SHIPMENTS!	\$ 23.00	S/F
	SLCRSTLLP2	CRISTALLO POLISHED STONE 3/4" SLAB 2CM THICK Material Type: Quartzite Material Origin: Brazil Acid Sensitivity: Minimal TECH SPECS: THE M.I.A. RECOMMENDS INSTALLING RESIN-BACKED STONE WITH EPOXY-BASED SETTING MATERIALS. CONSULT YOUR SETTING MATERIALS MANUFACTURER FOR SPECIFIC RECOMMENDATIONS	\$ 131.50	S/F
	SDIMSLH3	DANBY IMPERIAL HONED STONE 1-1/4" SLAB 3CM THICK Material Type: Marble Material Origin: United States Acid Sensitivity: High QUARRIED IN DANBY, VT, USA, LESS THAN 500 MILES FROM NEW YORK CITY	\$ 100.00	S/F
	SLDVP2	DOLCE VITA POLISHED STONE 3/4" SLAB 2CM THICK Material Type: Quartzite Material Origin: Australia Acid Sensitivity: Moderate TECH SPECS: THE M.I.A. RECOMMENDS INSTALLING RESIN-BACKED STONE WITH EPOXY-BASED SETTING MATERIALS. CONSULT YOUR SETTING MATERIALS MANUFACTURER FOR SPECIFIC RECOMMENDATIONS.	\$ 61.50	S/F
	SLELBRNL2	ELEGANT BROWN LEATHER STONE 3/4" SLAB 2CM THICK Material Type: Quartzite Material Origin: Brazil Acid Sensitivity: High TECH SPECS: THE M.I.A. RECOMMENDS INSTALLING RESINBACKED STONE WITH EPOXY-BASED SETTING MATERIALS. CONSULT YOUR SETTING MATERIALS MANUFACTURER FOR SPECIFIC RECOMMENDATIONS.	\$ 67.00	S/F

BX (IN BOLD), SOLD IN FULL BOXES
 TEAL, SPECIAL ORDER ITEMS
 PURPLE, IN-HOUSE FABRICATION






 LOT PHOTO APPROVAL
 INSTALLATION GUIDELINES

 COMMODITY PRICING
 CUSTOM CUTTING

SLABS



STONE



IMAGE	CODE	DESCRIPTION	LIST	U/M
	SLELBRNP2	ELEGANT BROWN POLISHED STONE 3/4" SLAB 2CM THICK Material Type: Quartzite Material Origin: Brazil Acid Sensitivity: High TECH SPECS: THE M.I.A. RECOMMENDS INSTALLING RESINBACKED STONE WITH EPOXY-BASED SETTING MATERIALS. CONSULT YOUR SETTING MATERIALS MANUFACTURER FOR SPECIFIC RECOMMENDATIONS.	\$ 67.00	S/F
	SLEMRLDQP3	EMERALD QUARTZITE POLISHED STONE 1-1/4" SLAB 3CM THICK Material Type: Quartzite Material Origin: Brazil Acid Sensitivity: Minimal TECH SPECS: THE M.I.A. RECOMMENDS INSTALLING RESIN-BACKED STONE WITH EPOXY-BASED SETTING MATERIALS. CONSULT YOUR SETTING MATERIALS MANUFACTURER FOR SPECIFIC RECOMMENDATIONS.	\$ 110.00	S/F
	SLERMVCP2	ERAMOSA VEIN CUT POLISHED STONE 3/4" SLAB 2CM THICK Material Type: Limestone Material Origin: Canada Acid Sensitivity: High TECH SPECS: THE M.I.A. RECOMMENDS INSTALLING RESIN-BACKED STONE WITH EPOXY-BASED SETTING MATERIALS. CONSULT YOUR SETTING MATERIALS MANUFACTURER FOR SPECIFIC RECOMMENDATIONS.	\$ 64.00	S/F
	SLWFANP2	FANTASY WHITE POLISHED STONE 3/4" SLAB 2CM THICK Material Type: Quartzite Material Origin: Brazil Acid Sensitivity: Minimal TECH SPECS: THE M.I.A. RECOMMENDS INSTALLING RESIN-BACKED STONE WITH EPOXY-BASED SETTING MATERIALS. CONSULT YOUR SETTING MATERIALS MANUFACTURER FOR SPECIFIC RECOMMENDATIONS.	\$ 65.00	S/F
	SLFERH2	FERRARA HONED STONE 3/4" SLAB 2CM THICK Material Type: Marble Material Origin: Italy Acid Sensitivity: High TECH SPECS: THE M.I.A. RECOMMENDS INSTALLING RESIN-BACKED STONE WITH EPOXY-BASED SETTING MATERIALS. CONSULT YOUR SETTING MATERIALS MANUFACTURER FOR SPECIFIC RECOMMENDATIONS.	\$ 90.00	S/F

BX (IN BOLD), SOLD IN FULL BOXES
TEAL, SPECIAL ORDER ITEMS
PURPLE, IN-HOUSE FABRICATION

 LOT PHOTO APPROVAL
 INSTALLATION GUIDELINES

 COMMODITY PRICING
 CUSTOM CUTTING

SLABS

STONE



IMAGE	CODE	DESCRIPTION	LIST	U/M
	SLFERP2	<p>FERRARA POLISHED STONE 3/4" SLAB 2CM THICK</p> <p>Material Type: Marble Material Origin: Italy Acid Sensitivity: High</p> <p>TECH SPECS: THE M.I.A. RECOMMENDS INSTALLING RESIN-BACKED STONE WITH EPOXY-BASED SETTING MATERIALS. CONSULT YOUR SETTING MATERIALS MANUFACTURER FOR SPECIFIC RECOMMENDATIONS.</p>	\$ 80.00	S/F
	SLFWDKL3	<p>FUSION WOW DARK LEATHER STONE 1-1/4" SLAB 3 CM SLAB</p> <p>Material Type: Quartzite Material Origin: Brazil Acid Sensitivity: Minimal</p> <p>TECH SPECS: THE M.I.A. RECOMMENDS INSTALLING RESIN-BACKED STONE WITH EPOXY-BASED SETTING MATERIALS. CONSULT YOUR SETTING MATERIALS MANUFACTURER FOR SPECIFIC RECOMMENDATIONS.</p>	\$ 135.00	S/F
	SLFWDKP3	<p>FUSION WOW DARK POLISHED STONE 1-1/4" SLAB 3 CM SLAB</p> <p>Material Type: Quartzite Material Origin: Brazil Acid Sensitivity: Minimal</p> <p>TECH SPECS: THE M.I.A. RECOMMENDS INSTALLING RESINBACKED STONE WITH EPOXY-BASED SETTING MATERIALS. CONSULT YOUR SETTING MATERIALS MANUFACTURER FOR SPECIFIC RECOMMENDATIONS.</p>	\$ 135.00	S/F
	SLFWLTL3	<p>FUSION WOW LIGHT LEATHER STONE 1-1/4" SLAB 3CM SLAB</p> <p>Material Type: Quartzite Material Origin: Brazil Acid Sensitivity:</p>	\$ 135.00	S/F
	SLFWLTP3	<p>FUSION WOW LIGHT POLISHED STONE 1-1/4" SLAB 3CM SLAB</p> <p>Material Type: Quartzite Material Origin: Brazil Acid Sensitivity:</p> <p>TECH SPECS: THE M.I.A. RECOMMENDS INSTALLING RESINBACKED STONE WITH EPOXY-BASED SETTING MATERIALS. CONSULT YOUR SETTING MATERIALS MANUFACTURER FOR SPECIFIC RECOMMENDATIONS.</p>	\$ 135.00	S/F

BX (IN BOLD), SOLD IN FULL BOXES
TEAL, SPECIAL ORDER ITEMS
PURPLE, IN-HOUSE FABRICATION

LOT PHOTO APPROVAL
 INSTALLATION GUIDELINES

COMMODITY PRICING
 CUSTOM CUTTING

SLABS

STONE



IMAGE	CODE	DESCRIPTION	LIST	U/M
	SLFWMP2	<p>FUSION WOW MULTICOLOR POLISHED STONE 3/4" SLAB 2CM SLAB</p> <p>Material Type: Quartzite Material Origin: Acid Sensitivity:</p> <p>TECH SPECS: THE M.I.A. RECOMMENDS INSTALLING RESIN-BACKED STONE WITH EPOXY-BASED SETTING MATERIALS. CONSULT YOUR SETTING MATERIALS MANUFACTURER FOR SPECIFIC RECOMMENDATIONS.</p>	\$ 105.00	S/F
	SLFWMP3	<p>FUSION WOW MULTICOLOR POLISHED STONE 1-1/4" SLAB 3CM SLAB</p> <p>Material Type: Quartzite Material Origin: Brazil Acid Sensitivity: Minimal</p> <p>TECH SPECS: THE M.I.A. RECOMMENDS INSTALLING RESIN-BACKED STONE WITH EPOXY-BASED SETTING MATERIALS. CONSULT YOUR SETTING MATERIALS MANUFACTURER FOR SPECIFIC RECOMMENDATIONS.</p>	\$ 135.00	S/F
	SLGGH3	<p>GALAXY GREY HONED STONE 1-1/4" SLAB 3CM THICK</p> <p>Material Type: Granite Material Origin: China Acid Sensitivity: Minimal</p>	\$ 65.00	S/F
	SLGMP2	<p>GIOIA MOSCHETTATO POLISHED STONE 3/4" SLAB 2CM THICK</p> <p>Material Type: Marble Material Origin: Italy Acid Sensitivity: High</p>	\$ 22.00	S/F
	SLGMP3	<p>GIOIA MOSCHETTATO POLISHED STONE 1-1/4" SLAB 3CM THICK</p> <p>Material Type: Marble Material Origin: Italy Acid Sensitivity: High</p>	\$ 31.00	S/F

BX (IN BOLD), SOLD IN FULL BOXES
TEAL, SPECIAL ORDER ITEMS
PURPLE, IN-HOUSE FABRICATION

LOT PHOTO APPROVAL
 INSTALLATION GUIDELINES

COMMODITY PRICING
 CUSTOM CUTTING

SLABS

STONE



IMAGE	CODE	DESCRIPTION	LIST	U/M
	SLGDP3	<p>GLACIAL FROST POLISHED STONE 1-1/4" SLAB</p> <p>Material Type: Quartzite Material Origin: Brazil Acid Sensitivity: Moderate</p> <p>TECH SPECS: THE M.I.A. RECOMMENDS INSTALLING RESIN-BACKED STONE WITH EPOXY-BASED SETTING MATERIALS. CONSULT YOUR SETTING MATERIALS MANUFACTURER FOR SPECIFIC RECOMMENDATIONS.</p>	\$ 80.00	S/F
	SLGWP2	<p>GODDESS WHITE POLISHED STONE 3/4" SLAB 2CM THICK</p> <p>Material Type: Marble Material Origin: Viet Nam Acid Sensitivity: High</p>	\$ 51.00	S/F
	SLGWP3	<p>GODDESS WHITE POLISHED STONE 1-1/4" SLAB 3CM THICK</p> <p>Material Type: Marble Material Origin: Viet Nam Acid Sensitivity: High</p>	\$ 78.00	S/F
	SLGRFITP2	<p>GRAFITE POLISHED STONE 3/4" SLAB 2CM THICK</p> <p>Material Type: Marble Material Origin: (Manufactured in) Italy Acid Sensitivity: Moderate</p> <p>TECH SPECS: THE M.I.A. RECOMMENDS INSTALLING RESIN-BACKED STONE WITH EPOXY-BASED SETTING MATERIALS. CONSULT YOUR SETTING MATERIALS MANUFACTURER FOR SPECIFIC RECOMMENDATIONS.</p>	\$ 36.00	S/F
	SLGRFITP3	<p>GRAFITE POLISHED STONE 1-1/4" SLAB 3CM THICK</p> <p>Material Type: Marble Material Origin: (Manufactured in) Italy Acid Sensitivity: Moderate</p> <p>TECH SPECS: THE M.I.A. RECOMMENDS INSTALLING RESIN-BACKED STONE WITH EPOXY-BASED SETTING MATERIALS. CONSULT YOUR SETTING MATERIALS MANUFACTURER FOR SPECIFIC RECOMMENDATIONS.</p>	\$ 51.00	S/F

BX (IN BOLD), SOLD IN FULL BOXES
TEAL, SPECIAL ORDER ITEMS
PURPLE, IN-HOUSE FABRICATION






LOT PHOTO APPROVAL
 INSTALLATION GUIDELINES

COMMODITY PRICING
 CUSTOM CUTTING

SLABS

STONE



IMAGE	CODE	DESCRIPTION	LIST	U/M
	SLGBP2	<p>GREEN BAMBOO POLISHED STONE 3/4" SLAB</p> <p>Material Type: Quartzite Material Origin: Brazil Acid Sensitivity: Minimal</p> <p>TECH SPECS: THE M.I.A. RECOMMENDS INSTALLING RESIN-BACKED STONE WITH EPOXY-BASED SETTING MATERIALS. CONSULT YOUR SETTING MATERIALS MANUFACTURER FOR SPECIFIC RECOMMENDATIONS.</p>	\$ 64.00	S/F
	SLGRFSH3	<p>GREY FOUSSANA HONED STONE 1-1/4" SLAB</p> <p>Material Type: Limestone Material Origin: Tunisia Acid Sensitivity: High</p> <p>TECH SPECS: INSTALL WITH MAPEI GRANIRAPID ONLY</p>	\$ 36.40	S/F
	SLGTH2	<p>GRIGIO TOSCANA HONED STONE 3/4" SLAB 2CM THICK</p> <p>Material Type: Marble Material Origin: Italy Acid Sensitivity: High</p>	\$ 42.00	S/F
	SLHBLKP3	<p>HORIZONTAL BLACK POLISHED STONE 1-1/4" SLAB 3CM THICK</p> <p>Material Type: Marble Material Origin: Italy Acid Sensitivity: High</p> <p>TECH SPECS: THE M.I.A. RECOMMENDS INSTALLING RESIN-BACKED STONE WITH EPOXY-BASED SETTING MATERIALS. CONSULT YOUR SETTING MATERIALS MANUFACTURER FOR SPECIFIC RECOMMENDATIONS.</p>	\$ 88.00	S/F
	SLICEBERGP3	<p>ICEBERG WHITE POLISHED STONE 1-1/4" SLAB 3CM THICK</p> <p>Material Type: Calcite Material Origin: Brazil Acid Sensitivity: High</p> <p>TECH SPECS: THE M.I.A. RECOMMENDS INSTALLING RESIN-BACKED STONE WITH EPOXY-BASED SETTING MATERIALS. CONSULT YOUR SETTING MATERIALS MANUFACTURER FOR SPECIFIC RECOMMENDATIONS.</p>	\$ 62.00	S/F

BX (IN BOLD), SOLD IN FULL BOXES
TEAL, SPECIAL ORDER ITEMS
PURPLE, IN-HOUSE FABRICATION

 LOT PHOTO APPROVAL
 INSTALLATION GUIDELINES

 COMMODITY PRICING
 CUSTOM CUTTING

SLABS

STONE



IMAGE	CODE	DESCRIPTION	LIST	U/M
	SLILLSNP3	ILLUSION POLISHED STONE 1-1/4" SLAB 3CM THICK Material Type: Basalt Material Origin: Brazil Acid Sensitivity: Minimal AKA BASALTINA TECH SPECS: THE M.I.A. RECOMMENDS INSTALLING RESINBACKED STONE WITH EPOXY-BASED SETTING MATERIALS. CONSULT YOUR SETTING MATERIALS MANUFACTURER FOR SPECIFIC RECOMMENDATIONS.	\$ 92.00	S/F
	SLIGP2	INVISIBLE GREY POLISHED STONE 3/4" SLAB 2CM THICK Material Type: Marble Material Origin: Turkey Acid Sensitivity: High	\$ 85.00	S/F
	SLIGP3	INVISIBLE GREY POLISHED STONE 1-1/4" SLAB 3CM THICK Material Type: Marble Material Origin: Turkey Acid Sensitivity: High TECH SPECS: THE M.I.A. RECOMMENDS INSTALLING RESIN-BACKED STONE WITH EPOXY-BASED SETTING MATERIALS. CONSULT YOUR SETTING MATERIALS MANUFACTURER FOR SPECIFIC RECOMMENDATIONS	\$ 112.50	S/F
	SLJMH3	JET MIST HONED STONE 1-1/4" SLAB 3CM THICK Material Type: Granite Material Origin: United States Acid Sensitivity: Minimal	\$ 50.00	S/F
	SLTSL2	KALANDULA BLACK LEATHER STONE 3/4" SLAB Material Type: Quartzite Material Origin: Angola Acid Sensitivity: Minimal TECH SPECS: THE M.I.A. RECOMMENDS INSTALLING RESIN-BACKED STONE WITH EPOXY-BASED SETTING MATERIALS. CONSULT YOUR SETTING MATERIALS MANUFACTURER FOR SPECIFIC RECOMMENDATIONS	\$ 47.00	S/F

BX (IN BOLD), SOLD IN FULL BOXES
TEAL, SPECIAL ORDER ITEMS
PURPLE, IN-HOUSE FABRICATION

LOT PHOTO APPROVAL
 INSTALLATION GUIDELINES

COMMODITY PRICING
 CUSTOM CUTTING

SLABS

STONE



IMAGE	CODE	DESCRIPTION	LIST	U/M
	SLLBP2	LEMURIAN BLUE POLISHED STONE 3/4" SLAB 2CM THICK Material Type: Granite Material Origin: Madagascar Acid Sensitivity: Minimal AKA BLUE LAB TECH SPECS: THE M.I.A. RECOMMENDS INSTALLING RESINBACKED STONE WITH EPOXY-BASED SETTING MATERIALS. CONSULT YOUR SETTING MATERIALS MANUFACTURER FOR SPECIFIC RECOMMENDATIONS.	\$ 135.00	S/F
	SLLBP3	LEMURIAN BLUE POLISHED STONE 1-1/4" SLAB 3CM THICK Material Type: Granite Material Origin: Madagascar Acid Sensitivity: Minimal AKA BLUE LAB TECH SPECS: THE M.I.A. RECOMMENDS INSTALLING RESINBACKED STONE WITH EPOXY-BASED SETTING MATERIALS. CONSULT YOUR SETTING MATERIALS MANUFACTURER FOR SPECIFIC RECOMMENDATIONS.	\$ 195.00	S/F
	SLLMLTP2	LEMURIAN LIGHT POLISHED STONE 3/4" SLAB 2CM THICK Material Type: Granite Material Origin: Madagascar Acid Sensitivity: Minimal TECH SPECS: THE M.I.A. RECOMMENDS INSTALLING RESINBACKED STONE WITH EPOXY-BASED SETTING MATERIALS. CONSULT YOUR SETTING MATERIALS MANUFACTURER FOR SPECIFIC RECOMMENDATIONS.	\$ 99.00	S/F
	SLLXP2	LEXINGTON POLISHED STONE 3/4" SLAB 2CM THICK Material Type: Marble Material Origin: China Acid Sensitivity: High TECH SPECS: THE M.I.A. RECOMMENDS INSTALLING RESINBACKED STONE WITH EPOXY-BASED SETTING MATERIALS. CONSULT YOUR SETTING MATERIALS MANUFACTURER FOR SPECIFIC RECOMMENDATIONS.	\$ 50.00	S/F
	SLLILACP2	LILAC POLISHED STONE 3/4" SLAB 2CM THICK Material Type: Marble Material Origin: Turkey Acid Sensitivity: High TECH SPECS: THE M.I.A. RECOMMENDS INSTALLING RESINBACKED STONE WITH EPOXY-BASED SETTING MATERIALS. CONSULT YOUR SETTING MATERIALS MANUFACTURER FOR SPECIFIC RECOMMENDATIONS.	\$ 58.00	S/F

BX (IN BOLD), SOLD IN FULL BOXES
TEAL, SPECIAL ORDER ITEMS
PURPLE, IN-HOUSE FABRICATION

LOT PHOTO APPROVAL
 INSTALLATION GUIDELINES

COMMODITY PRICING
 CUSTOM CUTTING

SLABS

STONE



IMAGE	CODE	DESCRIPTION	LIST	U/M
	SLLCH2	LINCOLN CALACATTA HONED STONE 3/4" SLAB 2CM THICK Material Type: Marble Material Origin: United States Acid Sensitivity: High	\$ 100.00	S/F
	SLLCH3	LINCOLN CALACATTA HONED STONE 1-1/4" SLAB 3CM THICK Material Type: Marble Material Origin: United States Acid Sensitivity: High	\$ 170.00	S/F
	SLLCP2	LINCOLN CALACATTA POLISHED STONE 3/4" SLAB 2CM THICK Material Type: Marble Material Origin: United States Acid Sensitivity: High	\$ 100.00	S/F
	SLLCP3	LINCOLN CALACATTA POLISHED STONE 1-1/4" SLAB 3CM THICK Material Type: Marble Material Origin: United States Acid Sensitivity: High	\$ 170.00	S/F
	SLMANDKH2	MANHATTAN DARK HONED STONE 3/4" SLAB 2CM THICK Material Type: Marble Material Origin: Italy Acid Sensitivity: High TECH SPECS: THE M.I.A. RECOMMENDS INSTALLING RESIN-BACKED STONE WITH EPOXY-BASED SETTING MATERIALS. CONSULT YOUR SETTING MATERIALS MANUFACTURER FOR SPECIFIC RECOMMENDATIONS.	\$ 44.00	S/F

BX (IN BOLD), SOLD IN FULL BOXES
TEAL, SPECIAL ORDER ITEMS
PURPLE, IN-HOUSE FABRICATION

LOT PHOTO APPROVAL
 INSTALLATION GUIDELINES

COMMODITY PRICING
 CUSTOM CUTTING

SLABS

STONE



IMAGE	CODE	DESCRIPTION	LIST	U/M
	SLMANDKP2	<p>MANHATTAN DARK POLISHED STONE 3/4" SLAB 2CM THICK</p> <p>Material Type: Marble Material Origin: Italy Acid Sensitivity: High</p> <p>TECH SPECS: THE M.I.A. RECOMMENDS INSTALLING RESIN-BACKED STONE WITH EPOXY-BASED SETTING MATERIALS. CONSULT YOUR SETTING MATERIALS MANUFACTURER FOR SPECIFIC RECOMMENDATIONS.</p>	\$ 44.00	S/F
	SLMANDKP3	<p>MANHATTAN DARK POLISHED STONE 1-1/4" SLAB 3CM</p> <p>Material Type: Marble Material Origin: Italy Acid Sensitivity: High</p>	\$ 38.00	S/F
	SLMANLTP2	<p>MANHATTAN LIGHT POLISHED STONE 3/4" SLAB 2CM THICK</p> <p>Material Type: Marble Material Origin: Italy Acid Sensitivity: High</p> <p>TECH SPECS: THE M.I.A. RECOMMENDS INSTALLING RESIN-BACKED STONE WITH EPOXY-BASED SETTING MATERIALS. CONSULT YOUR SETTING MATERIALS MANUFACTURER FOR SPECIFIC RECOMMENDATIONS.</p>	\$ 52.00	S/F
	SLMANLTP3	<p>MANHATTAN LIGHT POLISHED STONE 1-1/4" SLAB 3CM THICK</p> <p>Material Type: Marble Material Origin: Italy Acid Sensitivity: High</p>	\$ 75.00	S/F
	SLMREQP2	<p>MARMARA POLISHED STONE 3/4" SLAB 2CM THICK</p> <p>Material Type: Marble Material Origin: Turkey Acid Sensitivity: High</p>	\$ 21.00	S/F

BX (IN BOLD), SOLD IN FULL BOXES
TEAL, SPECIAL ORDER ITEMS
PURPLE, IN-HOUSE FABRICATION

LOT PHOTO APPROVAL
 INSTALLATION GUIDELINES

COMMODITY PRICING
 CUSTOM CUTTING

SLABS

STONE



IMAGE	CODE	DESCRIPTION	LIST	U/M
	SLMDTRRNP2	MEDITERRANEO POLISHED STONE 3/4" SLAB 2CM THICK Material Type: Marble Material Origin: Greece Acid Sensitivity: Medium	\$ 50.00	S/F
	SLMDTRRNP3	MEDITERRANEO POLISHED STONE 1-1/4" SLAB 3CM THICK Material Type: Marble Material Origin: Greece Acid Sensitivity: Medium	\$ 72.00	S/F
	SLMODAH2	MODA HONED STONE 3/4" SLAB Material Type: Marble Material Origin: Italy Acid Sensitivity: High TECH SPECS: THE M.I.A. RECOMMENDS INSTALLING RESIN-BACKED STONE WITH EPOXY-BASED SETTING MATERIALS. CONSULT YOUR SETTING MATERIALS MANUFACTURER FOR SPECIFIC RECOMMENDATIONS.	\$ 90.00	S/F
	SLMNTBLNCP3	MONTBLANC POLISHED STONE 1-1/4" SLAB 3CM THICK Material Type: Marble Material Origin: Namibia Acid Sensitivity: High TECH SPECS: THE M.I.A. RECOMMENDS INSTALLING RESIN-BACKED STONE WITH EPOXY-BASED SETTING MATERIALS. CONSULT YOUR SETTING MATERIALS CONSULT YOUR SETTING MATERIALS MANUFACTURER FOR SPECIFIC RECOMMENDATIONS.	\$ 72.00	S/F
	SLMCSTH2	MONTCLAIR STRIATO HONED STONE 3/4" SLAB 2CM THICK Material Type: Marble Material Origin: U.S.A. Acid Sensitivity: High TECH SPECS: THE M.I.A. RECOMMENDS INSTALLING RESINBACKED STONE WITH EPOXY-BASED SETTING MATERIALS. CONSULT YOUR SETTING MATERIALS CONSULT YOUR SETTING MATERIALS MANU FACTURER FOR SPECIFIC RECOMMENDATIONS.	\$ 35.00	S/F

BX (IN BOLD), SOLD IN FULL BOXES
TEAL, SPECIAL ORDER ITEMS
PURPLE, IN-HOUSE FABRICATION

LOT PHOTO APPROVAL
 INSTALLATION GUIDELINES

COMMODITY PRICING
 CUSTOM CUTTING

SLABS

STONE



IMAGE	CODE	DESCRIPTION	LIST	U/M
	SLMCSTH3	<p>MONTCLAIR STRIATO HONED STONE 1-1/4" SLAB 3CM THICK</p> <p>Material Type: Marble Material Origin: U.S.A. Acid Sensitivity: High</p> <p>TECH SPECS: THE M.I.A. RECOMMENDS INSTALLING RESINBACKED STONE WITH EPOXY-BASED SETTING MATERIALS. CONSULT YOUR SETTING MATERIALS CONSULT YOUR SETTING MATERIALS MANUFACTURER FOR SPECIFIC RECOMMENDATIONS.</p>	\$ 46.00	S/F
	SLMNTMRTRP2	<p>MONTMARTRE POLISHED STONE 3/4" SLAB 2CM THICK</p> <p>Material Type: Marble Material Origin: China Acid Sensitivity: High</p> <p>TECH SPECS: THE M.I.A. RECOMMENDS INSTALLING RESIN-BACKED STONE WITH EPOXY-BASED SETTING MATERIALS. CONSULT YOUR SETTING MATERIALS CONSULT YOUR SETTING MATERIALS MANUFACTURER FOR SPECIFIC RECOMMENDATIONS.</p>	\$ 58.00	S/F
	SLMOPQP3	<p>MOTHER OF PEARL QUARTZITE POLISHED STONE 1-1/4" SLAB 3CM THICK</p> <p>Material Type: Quartzite Material Origin: Brazil Acid Sensitivity: Minimal</p> <p>TECH SPECS: THE MARBLE INSTITUTE OF AMERICA RECOMMENDS INSTALLING RESIN-BACKED STONE WITH EPOXY-BASED SETTING MATERIALS. CONSULT YOUR SETTING MATERIALS CONSULT YOUR SETTING MATERIALS MANUFACTURER FOR SPECIFIC RECOMMENDATIONS.</p>	\$ 69.00	S/F
	SLMWH2	<p>MOUNTAIN WHITE HONED STONE 3/4" SLAB 2CM THICK</p> <p>Material Type: Marble Material Origin: United States Acid Sensitivity: Minimal</p> <p>QUARRIED IN DANBY, VT, USA, LESS THAN 500 MILES FROM NEW YORK CITY</p>	\$ 33.50	S/F
	SLNAICAQL3	<p>NAICA QUARTZITE LEATHER STONE 1-1/4" SLAB 3CM</p> <p>Material Type: Quartzite Material Origin: Brazil Acid Sensitivity: Low</p> <p>TECH SPECS: FOR INSTALLATION OF MESH BACKED STONE IN WET AREAS, CONSULT YOUR FABRICATOR FOR RECOMMENDED INSTALLATION METHOD. ANY DECISION TO INSTALL CONTRARY TO THE MOST CURRENT MIA DIMENSION STONE DESIGN MANUAL PRACTICES IS SOLELY AT BUYERS DISCRETION. OPTIONS INCLUDE, BUT ARE NOT LIMITED TO, COMPLETE REMOVAL OF FIBERGLASS MESH BACK OR INSTALLING WITH EPOXY SETTING MATERIAL.</p>	\$ 102.00	S/F

BX (IN BOLD), SOLD IN FULL BOXES
TEAL, SPECIAL ORDER ITEMS
PURPLE, IN-HOUSE FABRICATION

LOT PHOTO APPROVAL
 INSTALLATION GUIDELINES

COMMODITY PRICING
 CUSTOM CUTTING

SLABS

STONE



IMAGE	CODE	DESCRIPTION	LIST	U/M
	SLNAICAQP3	<p>NAICA QUARTZITE POLISHED STONE 1-1/4" SLAB 3CM Material Type: Quartzite Material Origin: Brazil Acid Sensitivity: Low</p> <p>TECH SPECS: FOR INSTALLATION OF MESH BACKED STONE IN WET AREAS, CONSULT YOUR FABRICATOR FOR RECOMMENDED INSTALLATION METHOD. ANY DECISION TO INSTALL CONTRARY TO THE MOST CURRENT MIA DIMENSION STONE DESIGN MANUAL PRACTICES IS SOLELY AT BUYERS DISCRETION. OPTIONS INCLUDE, BUT ARE NOT LIMITED TO, COMPLETE REMOVAL OF FIBERGLASS MESH BACK OR INSTALLING WITH EPOXY SETTING MATERIAL</p>	\$ 100.00	S/F
	YSLMGNATLP2	<p>GEMSTONE NATURAL AGATE POLISHED STONE 56" x 114" x 3/4" SLAB</p> <p>Suggested list per full slab \$13,742.30 Suggested list for 1/2 slab \$340.00 per SF (lengthwise only)</p> <p>TECH SPECS: SLAB EDGES ARE NOT SUITABLE FOR PROFILING. A MITERED APRON EDGE IS RECOMMENDED. TECH SPECS: NOT SUITABLE FOR HIGH HEAT APPLICATIONS SUCH AS KITCHEN BACKSPLASHES ADJACENT TO COOKTOPS OR FIREPLACE SURROUNDS ADJACENT TO HEAT SOURCE.</p>	\$ 310.00	S/F
	SLNRDRTP2	<p>NERO DORATO POLISHED STONE 3/4" SLAB 2CM THICK Material Type: Marble Material Origin: Tunisia Acid Sensitivity: High</p> <p>Dry veined material, recommended for smaller cut to size pieces or vanity tops. AKA: St. Germain</p> <p>THE M.I.A. RECOMMENDS INSTALLING RESIN-BACKED STONE WITH EPOXY-BASED SETTING MATERIALS. CONSULT YOUR SETTING MATERIALS MANUFACTURER FOR SPECIFIC RECOMMENDATIONS.</p>	\$ 40.00	S/F
	SLNMP2	<p>NERO MARQUINA POLISHED STONE 3/4" SLAB 2CM THICK</p> <p>Material Type: Marble Material Origin: Spain Acid Sensitivity: High</p> <p>TECH SPECS: THE M.I.A. RECOMMENDS INSTALLING RESIN-BACKED STONE WITH EPOXY-BASED SETTING MATERIALS. CONSULT YOUR SETTING MATERIALS MANUFACTURER FOR SPECIFIC RECOMMENDATIONS.</p>	\$ 40.00	S/F
	SLOBVHF2	<p>OCEAN BLUE VEIN CUT FILLED HONED STONE 3/4" SLAB</p> <p>Material Type: Travertine Material Origin: Italy Acid Sensitivity: High EXTREME RANGE VARIATION</p> <p>TECH SPECS: THE M.I.A. RECOMMENDS INSTALLING RESIN-BACKED STONE WITH EPOXY-BASED SETTING MATERIALS. CONSULT YOUR SETTING MATERIALS MANUFACTURER FOR SPECIFIC RECOMMENDATIONS.</p>	\$ 70.00	S/F

BX (IN BOLD), SOLD IN FULL BOXES
TEAL, SPECIAL ORDER ITEMS
PURPLE, IN-HOUSE FABRICATION

LOT PHOTO APPROVAL
 INSTALLATION GUIDELINES

COMMODITY PRICING
 CUSTOM CUTTING

SLABS

STONE



IMAGE	CODE	DESCRIPTION	LIST	U/M
	SLOBVHF3	OCEAN BLUE VEIN CUT FILLED HONED STONE 1-1/4" SLAB Material Type: Travertine Material Origin: Italy Acid Sensitivity: High EXTREME RANGE VARIATION TECH SPECS: THE M.I.A. RECOMMENDS INSTALLING RESIN-BACKED STONE WITH EPOXY-BASED SETTING MATERIALS. CONSULT YOUR SETTING MATERIALS MANUFACTURER FOR SPECIFIC RECOMMENDATIONS.	\$ 90.00	S/F
	SLOBRVPF2	OCEAN BROWN VEIN CUT FILLED POLISHED STONE 3/4" SLAB Material Type: Travertine Material Origin: Italy Acid Sensitivity: High	\$ 70.00	S/F
	SLOWH3	OLYMPIAN WHITE HONED STONE 1-1/4" SLAB 3CM THICK Material Type: Marble Material Origin: U.S.A. Acid Sensitivity: High	\$ 100.00	S/F
	SLOXTNP2	ONICE TANZANIA POLISHED STONE 3/4" SLAB 2CM THICK Material Type: Onyx Material Origin: Tanzania Acid Sensitivity: High TECH SPECS: THE M.I.A. RECOMMENDS INSTALLING RESIN-BACKED STONE WITH EPOXY-BASED SETTING MATERIALS. CONSULT YOUR SETTING MATERIALS MANUFACTURER FOR SPECIFIC RECOMMENDATIONS.	\$ 112.00	S/F
	SLOPWHP2	OPAL WHITE POLISHED STONE 3/4" SLAB 2CM THICK Material Type: Marble Material Origin: Australia Acid Sensitivity: High TECH SPECS: THE M.I.A. RECOMMENDS INSTALLING RESIN-BACKED STONE WITH EPOXY-BASED SETTING MATERIALS. CONSULT YOUR SETTING MATERIALS MANUFACTURER FOR SPECIFIC RECOMMENDATIONS.	\$ 150.50	S/F

BX (IN BOLD), SOLD IN FULL BOXES
TEAL, SPECIAL ORDER ITEMS
PURPLE, IN-HOUSE FABRICATION






LOT PHOTO APPROVAL
 INSTALLATION GUIDELINES

COMMODITY PRICING
 CUSTOM CUTTING

SLABS



STONE



IMAGE	CODE	DESCRIPTION	LIST	U/M
	SLPWP1.8	PACIFIC WHITE POLISHED STONE 3/4" SLAB 1.8CM THICK Material Type: Marble Material Origin: China Acid Sensitivity: High	\$ 48.00	S/F
	SPBCCSLP2	PALISANDRO BLUETTE CROSS CUT POLISHED STONE 3/4" SLAB Material Type: Marble Material Origin: Italy Acid Sensitivity: High	\$ 80.00	S/F
	SLPALBRZP2	PALISSANDRO BRONZE POLISHED STONE 3/4" SLAB 2CM THICK Material Type: Marble Material Origin: Italy Acid Sensitivity: High TECH SPECS: THE M.I.A. RECOMMENDS INSTALLING RESIN- BACKED STONE WITH EPOXY-BASED SETTING MATERIALS. CONSULT YOUR SETTING MATERIALS MANUFACTURER FOR SPECIFIC RECOMMENDATIONS.	\$ 39.00	S/F
	SLPANDAP2	PANDA WHITE POLISHED STONE 3/4" SLAB 2CM THICK Material Type: Marble Material Origin: China Acid Sensitivity: TECH SPECS: THE M.I.A. RECOMMENDS INSTALLING RESIN- BACKED STONE WITH EPOXY-BASED SETTING MATERIALS. CONSULT YOUR SETTING MATERIALS MANUFACTURER FOR SPECIFIC RECOMMENDATIONS.	\$ 57.00	S/F
	SLPNZZOP2	PAONAZZO POLISHED STONE 3/4" SLAB 2CM THICK Material Type: Marble Material Origin: Italy Acid Sensitivity: High TECH SPECS: THE M.I.A. RECOMMENDS INSTALLING RESIN- BACKED STONE WITH EPOXY-BASED SETTING MATERIALS. CONSULT YOUR SETTING MATERIALS MANUFACTURER FOR SPECIFIC RECOMMENDATIONS	\$ 62.00	S/F

BX (IN BOLD), SOLD IN FULL BOXES
TEAL, SPECIAL ORDER ITEMS
PURPLE, IN-HOUSE FABRICATION

 LOT PHOTO APPROVAL
 INSTALLATION GUIDELINES

 COMMODITY PRICING
 CUSTOM CUTTING

SLABS

STONE



IMAGE	CODE	DESCRIPTION	LIST	U/M
	SLPATGP3	<p>PATAGONIA POLISHED STONE 1-1/4" SLAB 3CM THICK</p> <p>Material Type: Granite Material Origin: Brazil Acid Sensitivity: Minimal</p> <p>TECH SPECS: THE M.I.A. RECOMMENDS INSTALLING RESIN-BACKED STONE WITH EPOXY-BASED SETTING MATERIALS. CONSULT YOUR SETTING MATERIALS MANUFACTURER FOR SPECIFIC RECOMMENDATIONS</p>	\$ 107.00	S/F
	SLPDCH3	<p>PIETRA DEL CARDOSO HONED STONE 1-1/4" SLAB 3CM THICK</p> <p>Material Type: Schist Material Origin: Italy Acid Sensitivity: Minimal</p> <p>TECH SPECS: THIS IS A SLATE LIKE STONE, AND COULD EXHIBIT SPALLED AREAS OR EDGES. USE CAUTION WHEN STANDING ON EDGE.</p>	\$ 60.00	S/F
	SLPVIVH2	<p>PIETRA VIVA HONED STONE 3/4" SLAB 2CM THICK</p> <p>Material Type: Marble Material Origin: Spain Acid Sensitivity: High</p> <p>TECH SPECS: THE M.I.A. RECOMMENDS INSTALLING RESIN-BACKED STONE WITH EPOXY-BASED SETTING MATERIALS. CONSULT YOUR SETTING MATERIALS MANUFACTURER FOR SPECIFIC RECOMMENDATIONS.</p>	\$ 33.50	S/F
	SLPLRWHTP3	<p>PILLOW WHITE POLISHED STONE 1-1/4" SLAB 3CM THICK</p> <p>Material Type: Marble Material Origin: Acid Sensitivity: High</p> <p>TECH SPECS: THE M.I.A. RECOMMENDS INSTALLING RESIN-BACKED STONE WITH EPOXY-BASED SETTING MATERIALS. CONSULT YOUR SETTING MATERIALS MANUFACTURER FOR SPECIFIC RECOMMENDATIONS.</p>	\$ 56.00	S/F
	SLPOBRP3	<p>PORTORO BROWN VEIN CUT POLISHED STONE 1-1/4" SLAB 3CM THICK</p> <p>Material Type: Marble Material Origin: China Acid Sensitivity: High</p> <p>TECH SPECS: THE M.I.A. RECOMMENDS INSTALLING RESIN-BACKED STONE WITH EPOXY-BASED SETTING MATERIALS. CONSULT YOUR SETTING MATERIALS MANUFACTURER FOR SPECIFIC RECOMMENDATIONS.</p>	\$ 44.25	S/F

BX (IN BOLD), SOLD IN FULL BOXES
TEAL, SPECIAL ORDER ITEMS
PURPLE, IN-HOUSE FABRICATION






LOT PHOTO APPROVAL
 INSTALLATION GUIDELINES

COMMODITY PRICING
 CUSTOM CUTTING

SLABS



STONE



IMAGE	CODE	DESCRIPTION	LIST	U/M
	SLPGP3	<p>PRINCESS GREY POLISHED STONE 1-1/4" SLAB 3CM THICK</p> <p>Material Type: Calcite Material Origin: Brazil Acid Sensitivity: High</p> <p>TECH SPECS: THE M.I.A. RECOMMENDS INSTALLING RESIN-BACKED STONE WITH EPOXY-BASED SETTING MATERIALS. CONSULT YOUR SETTING MATERIALS MANUFACTURER FOR SPECIFIC RECOMMENDATIONS.</p>	\$ 80.00	S/F
	SLWPQH2	<p>PRINCESS WHITE HONED STONE 3/4" SLAB 2CM THICK</p> <p>Material Type: Quartzite Material Origin: Namibia Acid Sensitivity: Minimal</p> <p>TECH SPECS: THE M.I.A. RECOMMENDS INSTALLING RESIN-BACKED STONE WITH EPOXY-BASED SETTING MATERIALS. CONSULT YOUR SETTING MATERIALS MANUFACTURER FOR SPECIFIC RECOMMENDATIONS.</p>	\$ 90.00	S/F
	SLWPQP3	<p>PRINCESS WHITE POLISHED STONE 1-1/4" SLAB 3CM THICK</p> <p>Material Type: Quartzite Material Origin: Namibia Acid Sensitivity: Minimal</p> <p>TECH SPECS: THE M.I.A. RECOMMENDS INSTALLING RESIN-BACKED STONE WITH EPOXY-BASED SETTING MATERIALS. CONSULT YOUR SETTING MATERIALS MANUFACTURER FOR SPECIFIC RECOMMENDATIONS.</p>	\$ 125.00	S/F
	YSLMGRSQTP2	<p>GEMSTONE ROSE QUARTZ POLISHED STONE 56" x 114" x 3/4" SLAB</p> <p>Suggested list per full slab \$13,742.30 Suggested list for 1/2 slab \$340.00 per SF (lengthwise only)</p> <p>TECH SPECS: SLAB EDGES ARE NOT SUITABLE FOR PROFILING. A MITERED APRON EDGE IS RECOMMENDED. TECH SPECS: NOT SUITABLE FOR HIGH HEAT APPLICATIONS SUCH AS KITCHEN BACKSPASHES ADJACENT TO COOKTOPS OR FIREPLACE SURROUNDS ADJACENT TO HEAT SOURCE</p>	\$ 310.00	S/F
	SLRAP2	<p>ROUGE ANTIQUE POLISHED STONE 3/4" SLAB 2CM THICK</p> <p>Material Type: Marble Material Origin: France Acid Sensitivity: High</p> <p>TECH SPECS: THE M.I.A. RECOMMENDS INSTALLING RESIN-BACKED STONE WITH EPOXY-BASED SETTING MATERIALS. CONSULT YOUR SETTING MATERIALS MANUFACTURER FOR SPECIFIC RECOMMENDATIONS.</p>	\$ 152.00	S/F

BX (IN BOLD), SOLD IN FULL BOXES
TEAL, SPECIAL ORDER ITEMS
PURPLE, IN-HOUSE FABRICATION

 LOT PHOTO APPROVAL
 INSTALLATION GUIDELINES

 COMMODITY PRICING
 CUSTOM CUTTING

SLABS

STONE



IMAGE	CODE	DESCRIPTION	LIST	U/M
	SLRWHP3	<p>ROYAL WHITE POLISHED STONE 1-1/4" SLAB 3CM SLAB</p> <p>Material Type: Granite Material Origin: Acid Sensitivity: Minimal</p> <p>TECH SPECS: THE M.I.A. RECOMMENDS INSTALLING RESIN-BACKED STONE WITH EPOXY-BASED SETTING MATERIALS. CONSULT YOUR SETTING MATERIALS MANUFACTURER FOR SPECIFIC RECOMMENDATIONS.</p>	\$ 60.00	S/F
	SLSEQBRNL3	<p>SEQUOIA BROWN LEATHER STONE 1-1/4" SLAB 3CM THICK</p> <p>Material Type: Silicate Marble Material Origin: Brazil Acid Sensitivity: High</p> <p>TECH SPECS: SEQUOIA BROWN IS SUSCEPTIBLE TO ACID-ETCHING AND SCRATCHING. THE USE OF TENAX AGER TIGER COLOR ENHANCER IS AN EFFECTIVE MEANS OF MAKING SCRATCHES AND ETCH MARKS. THE M.I.A. RECOMMENDS INSTALLING RESIN-BACKED STONE WITH EPOXY-BASED SETTING MATERIALS. CONSULT YOUR SETTING MATERIALS MANUFACTURER FOR SPECIFIC RECOMMENDATIONS.</p>	\$ 80.00	S/F
	SLSEQGRP2	<p>SEQUOIA GREY POLISHED STONE 3/4" SLAB 2 CM THICK</p> <p>Material Type: Silicate Marble Material Origin: Brazil Acid Sensitivity: High</p> <p>TECH SPECS: SEQUOIA GREY IS SUSCEPTIBLE TO ACID-ETCHING AND SCRATCHING. THE USE OF TENAX AGER TIGER COLOR ENHANCER IS AN EFFECTIVE MEANS OF MAKING SCRATCHES AND ETCH MARKS. THE M.I.A. RECOMMENDS INSTALLING RESIN-BACKED STONE WITH EPOXY-BASED SETTING MATERIALS. CONSULT YOUR SETTING MATERIALS MANUFACTURER FOR SPECIFIC RECOMMENDATIONS.</p>	\$ 45.00	S/F
	SLSWVP2	<p>SILVER WAVE POLISHED STONE 3/4" SLAB 2CM</p> <p>Material Type: Marble Material Origin: China Acid Sensitivity: Moderate</p> <p>TECH SPECS: THE M.I.A. RECOMMENDS INSTALLING MATERIALS. CONSULT YOUR SETTING MATERIALS MANUFACTURER FOR SPECIFIC RECOMMENDATIONS.</p>	\$ 40.00	S/F
	SLSMP2	<p>SMOKE POLISHED STONE 3/4" SLAB 2CM THICK</p> <p>SOME LOTS MAY BE BOOKMATCHED. LOCAL DELIVERIES ONLY - NOT SUITABLE FOR LTL SHIPMENTS!</p> <p>TECH SPECS: THE M.I.A. RECOMMENDS INSTALLING RESIN-BACKED STONE WITH EPOXY-BASED SETTING MATERIALS. CONSULT YOUR SETTING MATERIALS MANUFACTURER FOR SPECIFIC RECOMMENDATIONS.</p>	\$ 45.00	S/F

BX (IN BOLD), SOLD IN FULL BOXES
TEAL, SPECIAL ORDER ITEMS
PURPLE, IN-HOUSE FABRICATION



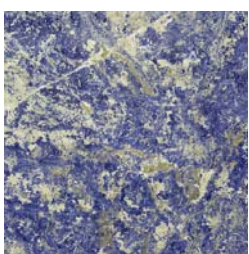


LOT PHOTO APPROVAL
 INSTALLATION GUIDELINES

COMMODITY PRICING
 CUSTOM CUTTING

SLABS



STONE



IMAGE	CODE	DESCRIPTION	LIST	U/M
	SLSMW2	SMOKE WAXED STONE 3/4" SLAB Material Type: Limestone Material Origin: Tunisia Acid Sensitivity: High LOCAL DELIVERIES ONLY - NOT SUITABLE FOR LTL SHIPMENTS! TECH SPECS: THE M.I.A. RECOMMENDS INSTALLING RESINBACKED STONE WITH EPOXY-BASED SETTING MATERIALS. CONSULT YOUR SETTING MATERIALS MANUFACTURER FOR SPECIFIC RECOMMENDATIONS.	\$ 45.00	S/F
	YSLMGSMQTP2	GEMSTONE SMOKEY QUARTZ POLISHED STONE 56" x 114" x 3/4" SLAB Suggested list per full slab \$13,742.30 Suggested list for 1/2 slab \$340.00 per SF (lengthwise only) TECH SPECS: SLAB EDGES ARE NOT SUITABLE FOR PROFILING. A MITERED APRON EDGE IS RECOMMENDED. TECH SPECS: NOT SUITABLE FOR HIGH HEAT APPLICATIONS SUCH AS KITCHEN BACKSPLASHES ADJACENT TO COOKTOPS OR FIREPLACE SURROUNDS ADJACENT TO HEAT SOURCE.	\$ 310.00	S/F
	SLSDXP2	SODALITE EXTRA POLISHED STONE 3/4" SLAB 2CM Material Type: Igneous Material Origin: Bolivia Acid Sensitivity: Moderate TECH SPECS: THE M.I.A. RECOMMENDS INSTALLING RESIN-BACKED STONE WITH EPOXY-BASED SETTING MATERIALS. CONSULT YOUR SETTING MATERIALS MANUFACTURER FOR SPECIFIC RECOMMENDATIONS.	\$ 276.00	S/F
	SLSTA1P2	STATUARIO A1 SELECT POLISHED STONE 3/4" SLAB 2CM THICK Material Type: Marble Material Origin: Italy Acid Sensitivity: Moderate	\$ 240.00	S/F
	SLSTA1P3	STATUARIO A1 SELECT POLISHED STONE 1-1/4" SLAB 3CM THICK Material Type: Marble Material Origin: Italy Acid Sensitivity: Moderate	\$ 280.00	S/F

BX (IN BOLD), SOLD IN FULL BOXES
TEAL, SPECIAL ORDER ITEMS
PURPLE, IN-HOUSE FABRICATION

 LOT PHOTO APPROVAL
 INSTALLATION GUIDELINES

 COMMODITY PRICING
 CUSTOM CUTTING

SLABS

STONE



IMAGE	CODE	DESCRIPTION	LIST	U/M
	SLSTA2P2	<p>STATUARIO A2 STANDARD POLISHED STONE 3/4" SLAB 2CM THICK</p> <p>Material Type: Marble Material Origin: Italy Acid Sensitivity: Moderate</p>	\$ 120.00	S/F
	SLSTA2P3	<p>STATUARIO A2 STANDARD POLISHED STONE 1-1/4" SLAB 3CM THICK</p> <p>Material Type: Marble Material Origin: Italy Acid Sensitivity: Moderate</p> <p>TECH SPECS: THE M.I.A. RECOMMENDS INSTALLING RESIN-BACKED STONE WITH EPOXY-BASED SETTING MATERIALS. CONSULT YOUR SETTING MATERIALS MANUFACTURER FOR SPECIFIC RECOMMENDATIONS.</p>	\$ 160.00	S/F
	SLSTA3P2	<p>STATUARIO A3 COMMERCIAL POLISHED STONE 3/4" SLAB 2CM THICK</p> <p>Material Type: Marble Material Origin: Italy Acid Sensitivity: Moderate</p>	\$ 110.00	S/F
	SLSRWHP3	<p>SUPER WHITE POLISHED STONE 1-1/4" SLAB 3CM THICK</p> <p>Material Type: Marble Material Origin: Brazil Acid Sensitivity: Moderate</p> <p>TECH SPECS: THE M.I.A. RECOMMENDS INSTALLING RESIN-BACKED STONE WITH EPOXY-BASED SETTING MATERIALS. CONSULT YOUR SETTING MATERIALS MANUFACTURER FOR SPECIFIC RECOMMENDATIONS.</p>	\$ 85.00	S/F
	SLSPRLTVH3	<p>SUPERLATIVE HONED STONE 1-1/4" SLAB 3CM THICK</p> <p>Material Type: Dolomite Material Origin: Brazil Acid Sensitivity: Minimal</p> <p>TECH SPECS: THE M.I.A. RECOMMENDS INSTALLING RESIN-BACKED STONE WITH EPOXY-BASED SETTING MATERIALS. CONSULT YOUR SETTING MATERIALS MANUFACTURER FOR SPECIFIC RECOMMENDATIONS.</p>	\$ 88.00	S/F

BX (IN BOLD), SOLD IN FULL BOXES
TEAL, SPECIAL ORDER ITEMS
PURPLE, IN-HOUSE FABRICATION

LOT PHOTO APPROVAL
 INSTALLATION GUIDELINES

COMMODITY PRICING
 CUSTOM CUTTING

SLABS

STONE



IMAGE	CODE	DESCRIPTION	LIST	U/M
	SLSPRLTVP2	<p>SUPERLATIVE POLISHED STONE 3/4" SLAB 2CM THICK</p> <p>Material Type: Dolomite Material Origin: Brazil Acid Sensitivity: Minimal</p> <p>TECH SPECS: THE M.I.A. RECOMMENDS INSTALLING RESIN-BACKED STONE WITH EPOXY-BASED SETTING MATERIALS. CONSULT YOUR SETTING MATERIALS MANUFACTURER FOR SPECIFIC RECOMMENDATIONS.</p>	\$ 52.00	S/F
	SLTMP3	<p>TAJ MAHAL POLISHED STONE 1-1/4" SLAB 3CM THICK</p> <p>Material Type: Quartzite Material Origin: Brazil Acid Sensitivity: Minimal</p> <p>TECH SPECS: THE MARBLE INSTITUTE OF AMERICA RECOMMENDS INSTALLING RESIN-BACKED STONE WITH EPOXY-BASED SETTING MATERIALS. CONSULT YOUR SETTING MATERIALS MANUFACTURER FOR SPECIFIC PRODUCT RECOMMENDATIONS.</p>	\$ 82.50	S/F
	SLTHA1P2	<p>THASSOS A1 SELECT POLISHED STONE 3/4" SLAB 2CM THICK</p> <p>Material Type: Marble Material Origin: Greece Acid Sensitivity: Moderate</p> <p>PUREST WHITE</p>	\$ 135.00	S/F
	SLTHA1P3	<p>THASSOS A1 SELECT POLISHED STONE 1-1/4" SLAB 3CM THICK</p> <p>Material Type: Marble Material Origin: Greece Acid Sensitivity: Moderate</p> <p>PUREST WHITE</p>	\$ 189.00	S/F
	SLTSWVCP2	<p>TUSCAN SUPERWHITE VEIN CUT POLISHED STONE 3/4" SLAB 2CM THICK</p> <p>Material Type: Marble Material Origin: Italy Acid Sensitivity: High</p> <p>TECH SPECS: THE M.I.A. RECOMMENDS INSTALLING RESINBACKED STONE WITH EPOXY-BASED SETTING MATERIALS. CONSULT YOUR SETTING MATERIALS MANUFACTURER FOR SPECIFIC RECOMMENDATIONS.</p>	\$ 35.50	S/F

BX (IN BOLD), SOLD IN FULL BOXES
TEAL, SPECIAL ORDER ITEMS
PURPLE, IN-HOUSE FABRICATION






LOT PHOTO APPROVAL
 INSTALLATION GUIDELINES

COMMODITY PRICING
 CUSTOM CUTTING

SLABS



STONE



IMAGE	CODE	DESCRIPTION	LIST	U/M
	SVOXVCSLP2	<p>VANILLA ONYX VEIN CUT POLISHED STONE 3/4" SLAB 2CM THICK</p> <p>Material Type: Onyx Material Origin: Turkey Acid Sensitivity: High</p> <p>TECH SPECS: THE M.I.A. RECOMMENDS INSTALLING RESIN-BACKED STONE WITH EPOXY-BASED SETTING MATERIALS. CONSULT YOUR SETTING MATERIALS MANUFACTURER FOR SPECIFIC RECOMMENDATIONS</p>	\$ 130.00	S/F
	SLWHDIAAMA1P2	<p>WHITE DIAMOND A1 SELECT POLISHED STONE 3/4" SLAB 2CM THICK</p> <p>Material Type: Quartzite Material Origin: Brazil Acid Sensitivity: Minimal</p> <p>TECH SPECS: THE M.I.A. RECOMMENDS INSTALLING RESIN-BACKED STONE WITH EPOXY-BASED SETTING MATERIALS. CONSULT YOUR SETTING MATERIALS MANUFACTURER FOR SPECIFIC RECOMMENDATIONS</p>	\$ 237.00	S/F
	SLWHDIAAMA2P2	<p>WHITE DIAMOND A2 STANDARD POLISHED STONE 3/4" SLAB 2CM THICK</p> <p>Material Type: Quartzite Material Origin: Brazil Acid Sensitivity: Minimal</p> <p>TECH SPECS: THE M.I.A. RECOMMENDS INSTALLING RESIN-BACKED STONE WITH EPOXY-BASED SETTING MATERIALS. CONSULT YOUR SETTING MATERIALS MANUFACTURER FOR SPECIFIC RECOMMENDATIONS</p>	\$ 216.00	S/F
	SLWHMACP3	<p>WHITE MACAUBA POLISHED STONE 1-1/4" SLAB 3CM THICK</p> <p>Material Type: Quartzite Material Origin: Brazil Acid Sensitivity: Minimal</p> <p>TECH SPECS: THE M.I.A. RECOMMENDS INSTALLING RESIN-BACKED STONE WITH EPOXY-BASED SETTING MATERIALS. CONSULT YOUR SETTING MATERIALS MANUFACTURER FOR SPECIFIC RECOMMENDATIONS</p>	\$ 66.00	S/F
	YSLMGCLQTP2	<p>GEMSTONE WHITE QUARTZ POLISHED STONE 56" x 114" x 3/4" SLAB</p> <p>Suggested list per full slab \$13,742.30 Suggested list for 1/2 slab \$340.00 per SF (lengthwise only)</p> <p>TECH SPECS: SLAB EDGES ARE NOT SUITABLE FOR PROFILING. A MITERED APRON EDGE IS RECOMMENDED. TECH SPECS: NOT SUITABLE FOR HIGH HEAT APPLICATIONS SUCH AS KITCHEN BACKSPLASHES ADJACENT TO COOKTOPS OR FIREPLACE SURROUNDS ADJACENT TO HEAT SOURCE.</p>	\$ 310.00	S/F

BX (IN BOLD), SOLD IN FULL BOXES
TEAL, SPECIAL ORDER ITEMS
PURPLE, IN-HOUSE FABRICATION

 LOT PHOTO APPROVAL
 INSTALLATION GUIDELINES

 COMMODITY PRICING
 CUSTOM CUTTING

SLABS

STONE



IMAGE	CODE	DESCRIPTION	LIST	U/M
	SLWHTRRNCNP3	<p>WHITE TORRONCINO POLISHED STONE 1-1/4" SLAB 3CM THICK</p> <p>Material Type: Granite Material Origin: Brazil Acid Sensitivity: Minimal</p>	\$	52.00 S/F
	SLZBRVCVSB3	<p>ZEBRANO VEIN CUT DEEP BRUSHED STONE 1-1/4" SLAB 3CM THICK</p> <p>Material Type: Marble Material Origin: China Acid Sensitivity: High EXPECT VARIATION; OCCASIONAL PINK VEINING MAY APPEAR</p>	\$	60.00 S/F
	SLZBLKP2	<p>ZEBRINO BLACK POLISHED STONE 3/4" SLAB 2CM THICK</p> <p>Material Type: Marble Material Origin: Italy Acid Sensitivity: High</p> <p>TECH SPECS: THE M.I.A. RECOMMENDS INSTALLING RESIN- BACKED STONE WITH EPOXY-BASED SETTING MATERIALS. CONSULT YOUR SETTING MATERIALS MANUFACTURER FOR SPECIFIC RECOMMENDATIONS.</p>	\$	52.00 S/F

BX (IN BOLD), SOLD IN FULL BOXES
TEAL, SPECIAL ORDER ITEMS
PURPLE, IN-HOUSE FABRICATION

LOT PHOTO APPROVAL
 INSTALLATION GUIDELINES

COMMODITY PRICING
 CUSTOM CUTTING

SPECIALTY STONE



IMAGE	CODE	DESCRIPTION	LIST	U/M
	CUTMC SHB3B02 SPECIAL ORDER	BLUE MIXED FINISH STONE 5/8" X 1-1/4" HERRINGBONE 1.5CM X 3.0CM MOSAIC ROW INFO: 14 ROWS OF 12 (168 PIECES PER SHEET) SHEET COVERAGE AREA: 12-1/4" x 10-3/4" x 3/8" (0.9200 SF/PC) min. qty: 1 PC lead time: 14 days bianco carrara polished 25%, smoke honed 25%, marmara polished 25%, palisandro bluette polished 25%	0.9200 SF per PC 5.50 LB per SF 5.06 LB per PC 10 PC per BX 9.20 SF per BX 50.60 LB per BX	\$ 76.00 S/F
	CUTMDIAM3BAB SPECIAL ORDER	BLUE MIXED FINISH STONE 1-1/4" X 3/8" DIAMOND MOSAIC ROW INFO: 8 ROWS OF 8 (64 PIECES PER SHEET) SHEET COVERAGE AREA: 11-1/4" x 11-3/4" x 3/8" (0.8400 SF/PC) min. qty: 1 PC lead time: 14 days bardiglio honed 33%, azul macubas polished 33%, bianco carrara polished 34%	0.8400 SF per PC 5.50 LB per SF 4.62 LB per PC 10 PC per BX 8.40 SF per BX 46.20 LB per BX	\$ 92.90 S/F
	SMXHORP2	HORTA CREME POLISHED STONE MOSAIC INTERLOCKING SHEET SHEET COVERAGE AREA: 16" x 16" x 3/8" (1.7800 SF/PC) crema marfil polished background, thassos polished lines, thassos polished dots TECH SPECS: DRY LAYING OF THIS PRODUCT PRIOR TO INSTALLATION IS RECOMMENDED	1.7800 SF per PC 4.31 LB per SF 7.67 LB per PC 5 PC per BX 8.90 SF per BX 38.36 LB per BX	\$ 90.00 S/F
	CUTMC SHB3B01 SPECIAL ORDER	LINEN MIXED FINISH STONE HERRINGBONE MOSAIC ROW INFO: 14 ROWS OF 12 (168 PIECES PER SHEET) SHEET COVERAGE AREA: 12-1/4" x 10-3/4" x 3/8" (0.9200 SF/PC) min. qty: 1 PC lead time: 14 days bianco onyx polished 25%, spring white polished 25%, bianco antico polished 25%, smoke honed 25%	0.9200 SF per PC 5.50 LB per SF 5.06 LB per PC 10 PC per BX 9.20 SF per BX 50.60 LB per BX	\$ 78.80 S/F
	CUTMMMODSBBS SPECIAL ORDER	LINEN MIXED FINISH STONE MINI MODULAR MOSAIC SHEET COVERAGE AREA: 11-3/8" x 11-3/8" x 3/8" (0.9000 SF/PC) min. qty: 1 PC lead time: 14 days bianco onyx polished 25%, bianco antico polished 25%, smoke waxed 25%, spring white polished 25%	0.9000 SF per PC 5.50 LB per SF 4.95 LB per PC 10 PC per BX 9.00 SF per BX 49.50 LB per BX	\$ 88.20 S/F






BX (IN BOLD), SOLD IN FULL BOXES
TEAL, SPECIAL ORDER ITEMS
PURPLE, IN-HOUSE FABRICATION

LOT PHOTO APPROVAL
 INSTALLATION GUIDELINES

COMMODITY PRICING
 CUSTOM CUTTING



SPECIALTY STONE



IMAGE	CODE	DESCRIPTION	LIST	U/M
	SLINMXHB	LINEN MIXED FINISH STONE HERRINGBONE MOSAIC INTERLOCKING SHEET SHEET COVERAGE AREA: 10-1/2" x 12" x 3/8" (0.8700 SF/PC) bianco onyx polished 25%, pacific white polished 25%, bianco antico polished 25%, smoke honed 25%	0.8700 SF per PC 4.00 LB per SF 3.48 LB per PC 10 PC per BX 8.70 SF per BX 34.80 LB per BX	\$ 40.00 S/F
	SMCCMBDOLP	MOTOR CITY CIRCLES BIANCO DOLOMITI POLISHED STONE MOSAIC INTERLOCKING SHEET SHEET COVERAGE AREA: 8-7/16" x 8-7/16" x 3/8" (0.4900 SF/PC) AKA BIANCO DOLOMITE	0.4900 SF per PC 4.10 LB per SF 2.01 LB per PC 10 PC per BX 4.90 SF per BX 20.09 LB per BX	\$ 65.00 S/F
	SSTNCIRWHMP	ROLLIN' STONE CIRCLES WHITE POLISHED STONE MOSAIC INTERLOCKING SHEET SHEET COVERAGE AREA: 7-9/16" x 7-9/16" x 3/8" (0.4000 SF/PC) thassos polished, bianco carrara polished	0.4000 SF per PC 4.00 LB per SF 1.60 LB per PC 5 PC per BX 2.00 SF per BX 8.00 LB per BX	\$ 55.00 S/F
	YSAMAZMX	SAMSARA AZUL POLISHED STONE MOSAIC INTERLOCKING SHEET SHEET COVERAGE AREA: 17-13/16" x 10-5/16" x 3/8" (1.2800 SF/PC) bianco carrara polished background, azul cielo polished background, white glass gloss detail **LX PRICING** SUITABLE FOR CARPET CUTTING	1.2800 SF per PC 5.50 LB per SF 7.04 LB per PC 5 PC per BX 6.40 SF per BX 35.20 LB per BX	\$ 173.00 S/F
	SBLMXTHB	THIN HERRINGBONE BLUE POLISHED STONE 3/16" X 17/8" HERRINGBONE MOSAIC INTERLOCKING SHEET SHEET COVERAGE AREA: 11" x 11-9/16" x 3/8" (0.8800 SF/PC) thassos polished, bianco carrara polished, azul ceilo polished	0.8800 SF per PC 3.98 LB per SF 3.50 LB per PC 5 PC per BX 4.40 SF per BX 17.51 LB per BX	\$ 60.00 S/F



BX (IN BOLD), SOLD IN FULL BOXES
TEAL, SPECIAL ORDER ITEMS
PURPLE, IN-HOUSE FABRICATION

 LOT PHOTO APPROVAL
 INSTALLATION GUIDELINES

 COMMODITY PRICING
 CUSTOM CUTTING

SPECIALTY STONE



IMAGE	CODE	DESCRIPTION	LIST	U/M
	SNMTHB	THIN HERRINGBONE NERO MARQUINA POLISHED STONE 3/16" X 1 7/8" HERRINGBONE MOSAIC INTERLOCKING SHEET SHEET COVERAGE AREA: 11" x 11-9/16" x 3/8" (0.8800 SF/PC)	0.8800 SF per PC \$ 40.00 S/F	
	STHTHB	THIN HERRINGBONE THASSOS POLISHED STONE 3/16" X 1 7/8" HERRINGBONE MOSAIC INTERLOCKING SHEET SHEET COVERAGE AREA: 11" x 11-9/16" x 3/8" (0.8800 SF/PC)	0.8800 SF per PC 3.98 LB per SF 3.50 LB per PC 5 PC per BX 4.40 SF per BX 17.51 LB per BX \$ 50.00 S/F	

BX (IN BOLD), SOLD IN FULL BOXES
 TEAL, SPECIAL ORDER ITEMS
 PURPLE, IN-HOUSE FABRICATION

 LOT PHOTO APPROVAL
 INSTALLATION GUIDELINES

 COMMODITY PRICING
 CUSTOM CUTTING



Lagos Azul is not recommended by some parties for use in wet areas.
The incidence of failures is intermittent and generally confined to horizontal surfaces.

This material can be found in the following Artistic Tile collection:

- Chelsea Moldings
- Hamptons Blends
- Musee
- Opus Moldings
- Mosaics
- Stone: Field & Mosaics

Recommendation:

Lagos Azul should not be installed on shower pans or other horizontal wet surfaces. When used in a vertical wet application, it is critical that proper moisture management techniques are utilized.

STONE COLORS A

STONE



IMAGE	CODE	DESCRIPTION	LIST	U/M
	SLALEXP2	ALEXANDRITA POLISHED STONE 3/4" SLAB 2CM Material Type: Quartzite Material Origin: Brazil Acid Sensitivity: Minimal TECH SPECS: THE M.I.A. RECOMMENDS INSTALLING RESIN-BACKED STONE WITH EPOXY-BASED SETTING MATERIALS. CONSULT YOUR SETTING MATERIALS MANUFACTURER FOR SPECIFIC RECOMMENDATIONS.	\$ 122.00	S/F
	SLAMZTP2	AMAZONITE POLISHED STONE SLAB 2CM THICK Material Type: Quartzite Material Origin: Namibia Acid Sensitivity: Minimal TECH SPECS: THE M.I.A. RECOMMENDS INSTALLING RESIN-BACKED STONE WITH EPOXY-BASED SETTING MATERIALS. CONSULT YOUR SETTING MATERIALS MANUFACTURER FOR SPECIFIC RECOMMENDATIONS.	\$ 140.00	S/F
	SLASOAPH3	AMERICAN SOAPSTONE HONED STONE 1-1/4" SLAB 3CM THICK Material Type: Soapstone Material Origin: United States Acid Sensitivity: Minimal TECH SPECS: THE M.I.A. RECOMMENDS INSTALLING RESIN-BACKED STONE WITH EPOXY-BASED SETTING MATERIALS. CONSULT YOUR SETTING MATERIALS MANUFACTURER FOR SPECIFIC RECOMMENDATIONS.	\$ 65.00	S/F
	SLARCOP2	ARABESCATO CORCHIA POLISHED STONE 3/4" SLAB 2CM THICK Material Type: Marble Material Origin: Italy Acid Sensitivity: High TECH SPECS: THE M.I.A. RECOMMENDS INSTALLING RESIN-BACKED STONE WITH EPOXY-BASED SETTING MATERIALS. CONSULT YOUR SETTING MATERIALS MANUFACTURER FOR SPECIFIC RECOMMENDATIONS.	\$ 80.00	S/F
	SARORBDP1224	DARK ARABESCATO OROBICO POLISHED STONE ARIS EDGE 12" x 24" x 3/8" FIELD TILE MATERIAL HAS DISTINCTIVE VEINING THAT MAY CRACK OR BREAK WITH HANDLING. ORDER AN ADDITIONAL 10% OVERAGE AS COMPARED TO OTHER MATERIALS NOT SUITABLE FOR TAILORED TO CUTTING TECH SPECS: THE MARBLE INSTITUTE OF AMERICA RECOMMENDS INSTALLING RESIN-BACKED STONE WITH EPOXY - BASED SETTING MATERIALS. CONSULT YOUR SETTING MATERIALS MANUFACTURER FOR SPECIFIC PRODUCT MATERIAL HAS DISTINCTIVE VEINING THAT MAY CRACK OR BREAK WITH HANDLING. ORDER AN ADDITIONAL 10% OVERAGE	\$ 29.00	S/F

BX (IN BOLD), SOLD IN FULL BOXES
 TEAL, SPECIAL ORDER ITEMS
 PURPLE, IN-HOUSE FABRICATION





LOT PHOTO APPROVAL
 INSTALLATION GUIDELINES

COMMODITY PRICING
 CUSTOM CUTTING

STONE COLORS A



STONE



IMAGE	CODE	DESCRIPTION	LIST	U/M
	SLARORBCOP2	<p>ARABESCATO OROBICO POLISHED STONE 3/4" SLAB 2CM THICK</p> <p>Material Type: Marble Material Origin: Italy Acid Sensitivity: High</p> <p>TECH SPECS: THE M.I.A. RECOMMENDS INSTALLING RESIN-BACKED STONE WITH EPOXY-BASED SETTING MATERIALS. CONSULT YOUR SETTING MATERIALS MANUFACTURER FOR SPECIFIC RECOMMENDATIONS.</p>	\$ 32.50	S/F
	SLARORBCOP3	<p>ARABESCATO OROBICO POLISHED STONE 1-1/4" SLAB 3CM THICK</p> <p>Material Type: Marble Material Origin: Italy Acid Sensitivity: High</p> <p>TECH SPECS: THE M.I.A. RECOMMENDS INSTALLING RESIN-BACKED STONE WITH EPOXY-BASED SETTING MATERIALS. CONSULT YOUR SETTING MATERIALS MANUFACTURER FOR SPECIFIC RECOMMENDATIONS.</p>	\$ 45.00	S/F
	SLARORBCODKP2	<p>DARK ARABESCATO OROBICO POLISHED STONE 3/4" SLAB 2CM</p> <p>Material Type: Marble Material Origin: Italy Acid Sensitivity: High</p> <p>TECH SPECS: THE M.I.A. RECOMMENDS INSTALLING RESIN-BACKED STONE WITH EPOXY-BASED SETTING MATERIALS. CONSULT YOUR SETTING MATERIALS MANUFACTURER FOR SPECIFIC RECOMMENDATIONS.</p>	\$ 32.50	S/F
	SLARORBCODKP3	<p>DARK ARABESCATO OROBICO POLISHED STONE 1-1/4" SLAB 3CM THICK</p> <p>Material Type: Marble Material Origin: Italy Acid Sensitivity: High</p> <p>TECH SPECS: THE M.I.A. RECOMMENDS INSTALLING RESIN-BACKED STONE WITH EPOXY-BASED SETTING MATERIALS. CONSULT YOUR SETTING MATERIALS MANUFACTURER FOR SPECIFIC RECOMMENDATIONS.</p>	\$ 45.00	S/F
	SLARVGLP3	<p>ARABESCATO VAGLI POLISHED STONE 1-1/4" SLAB 3CM THICK</p> <p>Material Type: Marble Material Origin: Italy Acid Sensitivity: Moderate</p> <p>This Classic Italian Marble is characterized by heavy veining with grey/green tones.</p>	\$ 69.00	S/F

BX (IN BOLD), SOLD IN FULL BOXES
TEAL, SPECIAL ORDER ITEMS
PURPLE, IN-HOUSE FABRICATION







 LOT PHOTO APPROVAL
 INSTALLATION GUIDELINES

 COMMODITY PRICING
 CUSTOM CUTTING

STONE COLORS A



STONE



IMAGE	CODE	DESCRIPTION	LIST	U/M
	5VSTASHVCB12X24	ASH VEIN CUT DEEP BRUSHED STONE 12" x 24" x 3/8" FIELD TILE CROSS-VEINING TO BE EXPECTED TECH SPECS: EXPECT VARIATION; INSTALL WITH MAPEI GRANIRAPID ONLY	2.0000 SF per PC 5.00 LB per SF 10.00 LB per PC 6 PC per BX 12.00 SF per BX 60.00 LB per BX	\$ 18.00 S/F 
	SVSASHVCMB212	ASH VEIN CUT DEEP BRUSHED STONE 2" X 12" X 3/8 CHEVRON MOSAIC 4 ROWS OF 2 (8 PIECES PER SHEET) SHEET COVERAGE AREA: 10-7/16" x 17-1/16" x 3/8" (1.2400 SF/PC) TECH SPECS: INSTALL WITH MAPEI GRANIRAPID ONLY	1.2400 SF per PC 5.90 LB per SF 7.32 LB per PC 8 PC per BX 9.92 SF per BX 58.53 LB per BX	\$ 22.00 S/F
	SLASHVCVSB2	ASH VEIN CUT DEEP BRUSHED STONE 3/4" SLAB 2CM THICK Material Type: Limestone Material Origin: China Acid Sensitivity: High TECH SPECS: INSTALL WITH MAPEI GRANIRAPID ONLY		\$ 28.50 S/F 
	SABLUP12	ASPEN BLUE POLISHED STONE 12" x 12" x 3/8" FIELD TILE	1.0000 SF per PC	\$ 15.00 S/F
	SABLUP24	ASPEN BLUE POLISHED STONE 24" x 24" x 3/8" FIELD TILE	4.0000 SF per PC	\$ 20.00 S/F 

BX (IN BOLD), SOLD IN FULL BOXES
 TEAL, SPECIAL ORDER ITEMS
 PURPLE, IN-HOUSE FABRICATION

 LOT PHOTO APPROVAL
 INSTALLATION GUIDELINES

 COMMODITY PRICING
 CUSTOM CUTTING

STONE COLORS A

STONE



IMAGE	CODE	DESCRIPTION	LIST	U/M
	SABLUPHX3	<p>ASPEN BLUE POLISHED STONE 1-1/4" X 1-1/4" X 3/8" HEXAGON 3.0CM MOSAIC 3CM ROW INFO: 9 ROWS OF 11 PIECES (99 PIECES PER SHEET) SHEET COVERAGE AREA: 12-1/8" x 11-3/8" x 3/8" (0.9600 SF/PC)</p>	0.9600 SF per PC \$ 22.00	S/F
	SLASWHP3	<p>ASPEN WHITE POLISHED STONE 1-1/4" SLAB 3CM THICK</p> <p>Material Type: Granite Material Origin: Namibia Acid Sensitivity: Minimal</p> <p>TECH SPECS: THE M.I.A. RECOMMENDS INSTALLING RESIN-BACKED STONE WITH EPOXY-BASED SETTING MATERIALS. CONSULT YOUR SETTING MATERIALS MANUFACTURER FOR SPECIFIC RECOMMENDATIONS.</p>	\$ 45.00	S/F
	SLABP2	<p>AZUL BAHIA POLISHED STONE 3/4" SLAB 2CM THICK</p> <p>Material Type: Granite Material Origin: Acid Sensitivity:</p>	\$ 135.00	S/F
	SLAZBCHRP2	<p>AZUL BOCHIRA POLISHED STONE 3/4" SLAB 2CM</p> <p>Material Type: Quartzite Material Origin: Brazil Acid Sensitivity: Low</p> <p>TECH SPECS: FOR INSTALLATION OF MESH BACKED STONE IN WET AREAS, CONSULT YOUR FABRICATOR FOR RECOMMENDED INSTALLATION METHOD. ANY DECISION TO INSTALL CONTRARY TO THE MOST CURRENT MIA DIMENSION STONE DESIGN MANUAL PRACTICES IS SOLELY AT BUYERS DISCRETION. OPTIONS INCLUDE, BUT ARE NOT LIMITED TO, COMPLETE REMOVAL OF FIBERGLASS MESH BACK OR INSTALLING WITH EPOXY SETTING MATERIAL.</p>	\$ 150.00	S/F
	ITPOLAC12	AZUL CIELO POLISHED STONE 12" x 12" x 3/8" FIELD TILE	<p>1.0000 SF per PC 5.80 LB per SF 5.80 LB per PC 10 PC per BX 10.00 SF per BX 58.00 LB per BX</p>	\$ 35.00 ✂

BX (IN BOLD), SOLD IN FULL BOXES
 TEAL, SPECIAL ORDER ITEMS
 PURPLE, IN-HOUSE FABRICATION








LOT PHOTO APPROVAL
 INSTALLATION GUIDELINES

COMMODITY PRICING
 CUSTOM CUTTING

STONE COLORS A



STONE



IMAGE	CODE	DESCRIPTION	LIST	U/M
	ITPOLACBA	AZUL CIELO POLISHED STONE 3/4" x 12" x 5/8" BACCELLO MOLDING PROJECTION: 5/8	1.0000 LF per PC 0.61 LB per LF 0.61 LB per PC 20 PC per BX 20.00 LF per BX 12.20 LB per BX	\$ 19.40 EA
	MEACPSJ1	AZUL CIELO POLISHED STONE 5/8" X 5/8" X 3/8" STRAIGHT JOINT 1.5CM MOSAIC 1.5CM ROW INFO: 17 ROWS OF 17 (289 PIECES PER SHEET) SHEET COVERAGE AREA: 12-1/8" x 12-1/8" x 3/8" (1.0200 SF/PC)	1.0200 SF per PC 4.47 LB per SF 4.56 LB per PC 10 PC per BX 10.20 SF per BX 45.59 LB per BX	\$ 64.00 S/F
	SWHIRLACMP	WHIRLWIND® AZUL CIELO POLISHED STONE MOSAIC SHEET COVERAGE AREA: 10-1/2" x 16-1/4" x 3/8" (1.1800 SF/PC)	1.1800 SF per PC 5.00 LB per SF 5.90 LB per PC 10 PC per BX 11.80 SF per BX 59.00 LB per BX	\$ 120.00 S/F
	SLACP2	AZUL CIELO POLISHED STONE 3/4" SLAB 2CM THICK Material Type: Marble Material Origin: Brazil Acid Sensitivity: Moderate		\$ 35.80 S/F 
	SLAZIMP2	AZUL IMPERIALE POLISHED STONE 3/4" SLAB 2CM THICK Material Type: Quartzite Material Origin: Brazil Acid Sensitivity: Minimal TECH SPECS: THE M.I.A. RECOMMENDS INSTALLING RESIN-BACKED STONE WITH EPOXY-BASED SETTING MATERIALS. CONSULT YOUR SETTING MATERIALS MANUFACTURER FOR SPECIFIC RECOMMENDATIONS.		\$ 140.00 S/F 

BX (IN BOLD), SOLD IN FULL BOXES
TEAL, SPECIAL ORDER ITEMS
PURPLE, IN-HOUSE FABRICATION

 LOT PHOTO APPROVAL
 INSTALLATION GUIDELINES

 COMMODITY PRICING
 CUSTOM CUTTING

STONE COLORS A

STONE



IMAGE	CODE	DESCRIPTION	LIST	U/M
	<p>SLAMA1P2</p>	<p>AZUL MACAUBAS A1 SELECT POLISHED STONE 3/4" SLAB 2CM THICK</p> <p>Material Type: Quartzite Material Origin: Brazil Acid Sensitivity: Minimal</p>	<p>\$ 240.00</p>	<p>S/F</p>
	<p>SLAMA2P2</p>	<p>AZUL MACAUBAS A2 STANDARD POLISHED STONE 3/4" SLAB 2CM THICK</p> <p>Material Type: Quartzite Material Origin: Brazil Acid Sensitivity: Minimal</p>	<p>\$ 122.00</p>	<p>S/F</p>

BX (IN BOLD), SOLD IN FULL BOXES
TEAL, SPECIAL ORDER ITEMS
PURPLE, IN-HOUSE FABRICATION



LOT PHOTO APPROVAL
 INSTALLATION GUIDELINES

COMMODITY PRICING
 CUSTOM CUTTING

STONE COLORS B



STONE



IMAGE	CODE	DESCRIPTION	LIST	U/M
	SBARDH12X24	BARDIGLIO IMPERIALE HONED STONE 12" x 24" x 3/8" FIELD TILE TECH SPECS: DO NOT INSTALL WITH ORGANIC ADHESIVE, OR AREAS WITH RISING MOISTURE TECH SPECS: INSTALL WITH MAPEI GRANIRAPID ONLY	2.0000 SF per PC 5.25 LB per SF 10.50 LB per PC 6 PC per BX 12.00 SF per BX 63.00 LB per BX	\$ 25.00 S/F 
	SLBARDP2	BARDIGLIO IMPERIALE POLISHED STONE 3/4" SLAB Material Type: Marble Material Origin: Italy Acid Sensitivity: High		\$ 32.50 S/F 
	SBNP18	BARDIGLIO NUVOLATO POLISHED STONE 18" x 18" x 3/8" FIELD TILE TECH SPECS: INSTALL WITH MAPEI GRANIRAPID ONLY TECH SPECS: DO NOT INSTALL WITH ORGANIC ADHESIVE, OR AREAS WITH RISING MOISTURE. CONSIDER THE USE OF A WATERPROOFING MEMEBRANE WHEN INSTALLING ON A CONCRETE SLAB	2.2500 SF per PC 5.20 LB per SF 11.70 LB per PC 6 PC per BX 13.50 SF per BX 70.20 LB per BX	\$ 27.00 S/F 
	SLBNP3	BARDIGLIO NUVOLATO POLISHED STONE 1-1/4" SLAB 3CM THICK Material Type: Marble Material Origin: Italy Acid Sensitivity: High		\$ 30.00 S/F 
	SLBASH2	BASALTINA HONED/FILLED STONE 3/4" SLAB 2CM THICK Material Type: Basalt Material Origin: Italy Acid Sensitivity: Minimal TECH SPECS: SOME DARK-COLORED CEMENT GROUTS MAY STAIN THE STONE, WE RECOMMEND SELECTING A GROUT MAY STAIN THE STONE, WE RECOMMEND SELECTING A GROUT COLOR LIGHTER THAN THE STONE.		\$ 55.00 S/F 

BX (IN BOLD), SOLD IN FULL BOXES
 TEAL, SPECIAL ORDER ITEMS
 PURPLE, IN-HOUSE FABRICATION










 LOT PHOTO APPROVAL
 INSTALLATION GUIDELINES

 COMMODITY PRICING
 CUSTOM CUTTING

STONE COLORS B

STONE



IMAGE	CODE	DESCRIPTION	LIST	U/M
	SBGA1624	BATTLE GREY ROMAN ANTIQUED STONE CHISELED EDGE 16" x 24" x 5/8" FIELD TILE	2.6700 SF per PC 8.17 LB per SF 21.81 LB per PC 4 PC per BX 10.68 SF per BX 87.26 LB per BX	\$ 21.00 S/F
	SLBLUEH3	BELGIAN BLUESTONE HONED STONE 1-1/4" SLAB 3CM THICK Material Type: Bluestone Material Origin: Belgium Acid Sensitivity: High		\$ 41.00 S/F 
	SLBLVDRL2	BELVEDERE LEATHER STONE 3/4" SLAB 2CM THICK Material Type: Quartzite Material Origin: S. Africa Acid Sensitivity: Minimal TECH SPECS: THE M.I.A. RECOMMENDS INSTALLING RESIN-BACKED STONE WITH EPOXY-BASED SETTING MATERIALS. CONSULT YOUR SETTING MATERIALS MANUFACTURER FOR SPECIFIC RECOMMENDATIONS.		\$ 38.00 S/F 
	SLBLVDRL3	BELVEDERE LEATHER STONE 1-1/4" SLAB 3CM THICK Material Type: Quartzite Material Origin: S. Africa Acid Sensitivity: Minimal TECH SPECS: THE M.I.A. RECOMMENDS INSTALLING RESIN-BACKED STONE WITH EPOXY-BASED SETTING MATERIALS. CONSULT YOUR SETTING MATERIALS MANUFACTURER FOR SPECIFIC RECOMMENDATIONS.		\$ 70.00 S/F 
	ITBAP12	BIANCO ANTICO POLISHED STONE 12" x 12" x 3/8" FIELD TILE TECH SPECS: FOR WET AREAS SELECT LEAST VEINED PIECES; SEAL AND PASTE WAX REGULARLY. GREEN VEINS MAY OPEN UP WHEN EXPOSED TO WATER	1.0000 SF per PC 6.00 LB per SF 6.00 LB per PC 10 PC per BX 10.00 SF per BX 60.00 LB per BX	\$ 21.00 S/F 

BX (IN BOLD), SOLD IN FULL BOXES
 TEAL, SPECIAL ORDER ITEMS
 PURPLE, IN-HOUSE FABRICATION






 LOT PHOTO APPROVAL
 INSTALLATION GUIDELINES

 COMMODITY PRICING
 CUSTOM CUTTING

STONE COLORS B



STONE



IMAGE	CODE	DESCRIPTION	LIST	U/M
	SLBAP3	<p>BIANCO ANTICO POLISHED STONE 1-1/4" SLAB 3CM THICK</p> <p>Material Type: Limestone Material Origin: Italy Acid Sensitivity: High LOCAL DELIVERIES ONLY - NOT SUITABLE FOR LTL SHIPMENTS!</p>	\$ 29.30	S/F
	SLBCSELP3	<p>BIANCO CARRARA SELECT POLISHED STONE 1-1/4" SLAB 3CM THICK</p> <p>Material Type: Marble Material Origin: Italy Acid Sensitivity: High</p>	\$ 50.00	S/F
	SCORDBC12	<p>CORDA BIANCO CARRARA/BRONZE TEXTURED STONE 12" x 12" x 3/8" FIELD DIMENSIONAL</p> <p>WALL ONLY</p> <p>TECH SPECS: CORDA SHOULD BE CAREFULLY BAG GROUTED OR LEFT UNGROUTED. SUITABLE FOR DRY INSTALLATIONS ONLY.</p>	<p>1.0000 SF per PC</p> <p>5.10 LB per SF</p> <p>5.10 LB per PC</p> <p>10 PC per BX</p> <p>10.00 SF per BX</p> <p>51.00 LB per BX</p>	\$ 50.00 S/F
	SBCAMBMX24	<p>AMBRA BIANCO CARRARA MIXED FINISH STONE 24" x 24" x 5/8" FIELD DIMENSIONAL</p> <p>HAND CARVED REAL STONE; ALLOW FOR VARIATION IN PATTERNING; 2 PIECES PER SET, PART 1 & PART 2</p> <p>TECH SPECS: DO NOT USE COLOR ENHANCER; SEE INSTALLATION TIPS FOR OUT CORNER DETAIL</p>	<p>4.0000 SF per PC</p> <p>9.25 LB per SF</p> <p>37.00 LB per PC</p> <p>2 PC per BX</p> <p>8.00 SF per BX</p> <p>74.00 LB per BX</p>	\$ 80.00 S/F
	SBCCANOPY16	<p>CANOPY® BIANCO CARRARA MIXED FINISH STONE 16" x 16" x 3/8" FIELD DIMENSIONAL</p> <p>HANDFINISHED CARVED STONE; ALLOW FOR VARIATION IN PATTERNING</p> <p>TECH SPECS: Do Not Use Color Enhancer</p>	<p>1.7800 SF per PC</p> <p>5.45 LB per SF</p> <p>9.70 LB per PC</p> <p>5 PC per BX</p> <p>8.90 SF per BX</p> <p>48.51 LB per BX</p>	\$ 80.00 S/F

BX (IN BOLD), SOLD IN FULL BOXES
 TEAL, SPECIAL ORDER ITEMS
 PURPLE, IN-HOUSE FABRICATION






 LOT PHOTO APPROVAL
 INSTALLATION GUIDELINES

 COMMODITY PRICING
 CUSTOM CUTTING

STONE COLORS B



STONE



IMAGE	CODE	DESCRIPTION	LIST	U/M
	SBCPBV918	DEEP BEVEL BIANCO CARRARA POLISHED STONE 9" x 18" x 3/8" FIELD DIMENSIONAL MATERIAL HAS WIDE RANGE, MUST DO DRY LAYOUT BEFORE INSTALLING.	1.1250 SF per PC 4.98 LB per SF 5.60 LB per PC 6 PC per BX 6.75 SF per BX 33.62 LB per BX	\$ 25.00 S/F
	SDUNBC1224	DUNE BIANCO CARRARA MIXED FINISH STONE 12" x 24" x 1" FIELD DIMENSIONAL CRATED MATERIAL; PACKED TO ORDER APPROX. 56 S/F PER CRATE **Must be installed with a minimum 1/8" grout joint." TECH SPECS: THE DUNE PATTERN HAS JAGGED HORIZONTAL LINES THAT MAY APPEAR SLANTED UNDER SOME LIGHTING CONDITIONS. THIS OPTICAL ILLUSION CAN BE MINIMIZED BY LIGHTING FROM THE SIDE. DO NOT USE COLOR ENHANCER	2.0000 SF per PC 6.75 LB per SF 13.50 LB per PC 1 PC per BX 2.00 SF per BX 13.50 LB per BX	\$ 196.00 S/F
	SGRYSBCM24	GRAYSON BIANCO CARRARA MIXED FINISH STONE 22-15/16" x 21-5/8" x 11/16" FIELD DIMENSIONAL CRATED MATERIAL; PACKED TO ORDER ***INCLUDE 1 PC. SMGRYSNJIG, GRAYSON JIG TOOL FOR EVERY 4 PCS (13.72 SF) OF GRAYSON WITH EVERY ORDER*** TECH SPECS: DO NOT USE COLOR ENHANCER. ANGLED SURFACE, THICKNESS RANGES FROM 1/4" TO 11/16". PLEASE USE BAG GROUT CHECK PATTERN ORIENTATION AND FOLLOW DRAWING.	3.4300 SF per PC 4.94 LB per SF 16.94 LB per PC 1 PC per BX 3.43 SF per BX 16.94 LB per BX	\$ 191.00 S/F
	SPANBC1224	PANNELLI BIANCO CARRARA TEXTURED STONE 12" x 24" x 3/8" FIELD DIMENSIONAL WALL ONLY TECH SPECS: PANNELLI IS ASYMMETRICAL, MAINTAIN ORIENTATION OF PIECES FOR CONTINUITY OF PATTERN.	2.0000 SF per PC 4.55 LB per SF 9.10 LB per PC 6 PC per BX 12.00 SF per BX 54.60 LB per BX	\$ 50.00 S/F
	SZVBCHCLOT16	ZIVA LOTUS® BIANCO CARRARA MIXED FINISH STONE 16" x 16" x 3/8" FIELD DIMENSIONAL HAND CARVED STONE; ALLOW FOR VARIATION IN PATTERNING TECH SPECS: DO NOT USE COLOR ENHANCER	1.7800 SF per PC 5.45 LB per SF 9.70 LB per PC 6 PC per BX 10.68 SF per BX 58.21 LB per BX	\$ 70.00 S/F

BX (IN BOLD), SOLD IN FULL BOXES
 TEAL, SPECIAL ORDER ITEMS
 PURPLE, IN-HOUSE FABRICATION

 LOT PHOTO APPROVAL
 INSTALLATION GUIDELINES

 COMMODITY PRICING
 CUSTOM CUTTING

STONE COLORS B

STONE



IMAGE	CODE	DESCRIPTION	LIST	U/M
	SBCH36	BIANCO CARRARA HONED STONE 3" x 6" x 3/8" FIELD TILE	0.1250 SF per PC 5.68 LB per SF 0.71 LB per PC 30 PC per BX 3.75 SF per BX 21.30 LB per BX	\$ 17.00 S/F
	SBCP36	BIANCO CARRARA POLISHED STONE 3" x 6" x 3/8" FIELD TILE TECH SPECS: SET WITH WHITE THINSET ONLY IF JOB REQUIRES MUD WORK, WHITE PORTLAND CEMENT MUST BE USED.	0.1250 SF per PC 5.50 LB per SF 0.69 LB per PC 29 PC per BX 3.63 SF per BX 19.94 LB per BX	\$ 17.00 S/F
	SBCHHEX4	BIANCO CARRARA HONED STONE 4" x 4" x 3/8" FIELD TILE Actual Dimension: 3.801" x 4.384"	0.0909 SF per PC 55.00 LB per SF 5.00 LB per PC 40 PC per BX 3.64 SF per BX 199.98 LB per BX	\$ 22.00 S/F
	SBCT412	BIANCO CARRARA TUMBLED STONE 4" x 12" x 3/8" FIELD TILE TECH SPECS: SET WITH WHITE THINSET ONLY. IF JOB REQUIRES MUD WORK, WHITE PORTLAND CEMENT MUST BE USED.	0.3333 SF per PC 5.13 LB per SF 1.71 LB per PC 20 PC per BX 6.67 SF per BX 34.20 LB per BX	\$ 17.50 S/F
	SBCH612	BIANCO CARRARA HONED STONE 6" x 12" x 3/8" FIELD TILE TECH SPECS: SET WITH WHITE THINSET ONLY IF JOB REQUIRES MUD WORK, WHITE PORTLAND CEMENT MUST BE USED.	0.5000 SF per PC 5.76 LB per SF 2.88 LB per PC 20 PC per BX 10.00 SF per BX 57.60 LB per BX	\$ 17.50 S/F

BX (IN BOLD), SOLD IN FULL BOXES
 TEAL, SPECIAL ORDER ITEMS
 PURPLE, IN-HOUSE FABRICATION











LOT PHOTO APPROVAL
 INSTALLATION GUIDELINES

COMMODITY PRICING
 CUSTOM CUTTING

STONE COLORS B



STONE



IMAGE	CODE	DESCRIPTION	LIST	U/M
	SBCP612	<p>BIANCO CARRARA POLISHED STONE 6" x 12" x 3/8" FIELD TILE</p> <p>TECH SPECS: SET WITH WHITE THINSET ONLY IF JOB REQUIRES MUD WORK, WHITE PORTLAND CEMENT MUST BE USED.</p>	<p>0.5000 SF per PC</p> <p>5.75 LB per SF</p> <p>2.88 LB per PC</p> <p>1 PC per BX</p> <p>0.50 SF per BX</p> <p>2.88 LB per BX</p>	<p>\$ 17.50 S/F</p> <p></p>
	ITHONBCC12	<p>BIANCO CARRARA HONED STONE 12" x 12" x 3/8" FIELD TILE</p> <p>TECH SPECS: SET WITH WHITE THINSET ONLY IF JOB REQUIRES MUD WORK, WHITE PORTLAND CEMENT MUST BE USED.</p>	<p>1.0000 SF per PC</p> <p>5.45 LB per SF</p> <p>5.45 LB per PC</p> <p>10 PC per BX</p> <p>10.00 SF per BX</p> <p>54.50 LB per BX</p>	<p>\$ 15.00 S/F</p> <p></p>
	ITPOLBCC12	<p>BIANCO CARRARA POLISHED STONE 12" x 12" x 3/8" FIELD TILE</p> <p>TECH SPECS: SET WITH WHITE THINSET ONLY IF JOB REQUIRES MUD WORK, WHITE PORTLAND CEMENT MUST BE USED.</p>	<p>1.0000 SF per PC</p> <p>5.45 LB per SF</p> <p>5.45 LB per PC</p> <p>10 PC per BX</p> <p>10.00 SF per BX</p> <p>54.50 LB per BX</p>	<p>\$ 15.00 S/F</p> <p></p>
	ITHONBCC1224	<p>BIANCO CARRARA HONED STONE 12" x 24" x 3/8" FIELD TILE</p> <p>TECH SPECS: SET WITH WHITE THINSET ONLY IF JOB REQUIRES MUD WORK, WHITE PORTLAND CEMENT MUST BE USED.</p>	<p>2.0000 SF per PC</p> <p>5.50 LB per SF</p> <p>11.00 LB per PC</p> <p>6 PC per BX</p> <p>12.00 SF per BX</p> <p>66.00 LB per BX</p>	<p>\$ 18.50 S/F</p> <p></p>
	ITPOLBCC1224	<p>BIANCO CARRARA POLISHED STONE 12" x 24" x 3/8" FIELD TILE</p> <p>TECH SPECS: SET WITH WHITE THINSET ONLY IF JOB REQUIRES MUD WORK, WHITE PORTLAND CEMENT MUST BE USED.</p>	<p>2.0000 SF per PC</p> <p>5.40 LB per SF</p> <p>10.80 LB per PC</p> <p>6 PC per BX</p> <p>12.00 SF per BX</p> <p>64.80 LB per BX</p>	<p>\$ 18.50 S/F</p> <p></p>

BX (IN BOLD), SOLD IN FULL BOXES
 TEAL, SPECIAL ORDER ITEMS
 PURPLE, IN-HOUSE FABRICATION

 LOT PHOTO APPROVAL
 INSTALLATION GUIDELINES

 COMMODITY PRICING
 CUSTOM CUTTING

STONE COLORS B

STONE



IMAGE	CODE	DESCRIPTION	LIST	U/M
	SBCH18	<p>BIANCO CARRARA HONED STONE 18" x 18" x 3/8" FIELD TILE</p> <p>TECH SPECS: SET WITH WHITE THINSET ONLY IF JOB REQUIRES MUD WORK, WHITE PORTLAND CEMENT MUST BE USED.</p>	<p>2.2500 SF per PC</p> <p>5.50 LB per SF</p> <p>12.38 LB per PC</p> <p>6 PC per BX</p> <p>13.50 SF per BX</p> <p>74.25 LB per BX</p>	<p>\$ 17.00 S/F</p> <p></p>
	SBCP18	<p>BIANCO CARRARA POLISHED STONE 18" x 18" x 3/8" FIELD TILE</p> <p>TECH SPECS: SET WITH WHITE THINSET ONLY IF JOB REQUIRES MUD WORK, WHITE PORTLAND CEMENT MUST BE USED.</p>	<p>2.2500 SF per PC</p> <p>5.50 LB per SF</p> <p>12.38 LB per PC</p> <p>5 PC per BX</p> <p>11.25 SF per BX</p> <p>61.88 LB per BX</p>	<p>\$ 17.00 S/F</p> <p></p>
	SBCRA18	<p>BIANCO CARRARA ROMAN ANTIQUED CHISELED EDGE STONE 18" x 18" x 3/8" FIELD TILE</p>	<p>2.2500 SF per PC</p> <p>5.33 LB per SF</p> <p>11.99 LB per PC</p> <p>5 PC per BX</p> <p>11.25 SF per BX</p> <p>59.96 LB per BX</p>	<p>\$ 22.00 S/F</p>
	SBCA18	<p>BIANCO CARRARA ROMAN ANTIQUED STRAIGHT EDGE STONE STRAIGHT EDGE 18" x 18" x 3/8" FIELD TILE</p>	<p>2.2500 SF per PC</p> <p>5.32 LB per SF</p> <p>11.97 LB per PC</p> <p>5 PC per BX</p> <p>11.25 SF per BX</p> <p>59.85 LB per BX</p>	<p>\$ 22.00 S/F</p> <p></p>
	SBCP1836	<p>BIANCO CARRARA POLISHED STONE 18" x 36" x 3/8" FIELD TILE</p> <p>TECH SPECS: SET WITH WHITE THINSET ONLY IF JOB REQUIRES MUD WORK, WHITE PORTLAND CEMENT MUST BE USED.</p>	<p>4.5000 SF per PC</p> <p>5.50 LB per SF</p> <p>24.75 LB per PC</p> <p>2 PC per BX</p> <p>9.00 SF per BX</p> <p>49.50 LB per BX</p>	<p>\$ 23.00 S/F</p> <p></p>

BX (IN BOLD), SOLD IN FULL BOXES
 TEAL, SPECIAL ORDER ITEMS
 PURPLE, IN-HOUSE FABRICATION









LOT PHOTO APPROVAL
 INSTALLATION GUIDELINES

COMMODITY PRICING
 CUSTOM CUTTING

STONE COLORS B



STONE



IMAGE	CODE	DESCRIPTION	LIST	U/M
	SBCH24	<p>BIANCO CARRARA HONED STONE 24" x 24" x 3/8" FIELD TILE</p> <p>TECH SPECS: SET WITH WHITE THINSET ONLY IF JOB REQUIRES MUD WORK, WHITE PORTLAND CEMENT MUST BE USED.</p>	<p>4.0000 SF per PC</p> <p>5.50 LB per SF</p> <p>22.00 LB per PC</p> <p>6 PC per BX</p> <p>24.00 SF per BX</p> <p>132.00 LB per BX</p>	<p>\$ 26.00 S/F</p> <p></p>
	SBCP24	<p>BIANCO CARRARA POLISHED STONE 24" x 24" x 3/8" FIELD TILE</p> <p>TECH SPECS: SET WITH WHITE THINSET ONLY IF JOB REQUIRES MUD WORK, WHITE PORTLAND CEMENT MUST BE USED.</p>	<p>4.0000 SF per PC</p> <p>5.50 LB per SF</p> <p>22.00 LB per PC</p> <p>6 PC per BX</p> <p>24.00 SF per BX</p> <p>132.00 LB per BX</p>	<p>\$ 26.00 S/F</p> <p></p>
	STEXBC918	<p>TEXTURA BIANCO CARRARA TEXTURED STONE 9" x 18" x 3/8" FIELD TILE</p> <p>TECH SPECS: DO NOT USE COLOR ENHANCER</p>	<p>1.1250 SF per PC</p> <p>5.00 LB per SF</p> <p>5.63 LB per PC</p> <p>6 PC per BX</p> <p>6.75 SF per BX</p> <p>33.75 LB per BX</p>	<p>\$ 40.00 S/F</p> <p></p>
	SBCHCHL1	<p>CHELSEA 1 BIANCO CARRARA HONED STONE 3/4" x 12" x 3/4" LINER MOLDING PROJECTION: 3/4</p>	<p>1.0000 LF per PC</p> <p>0.54 LB per LF</p> <p>0.54 LB per PC</p> <p>20 PC per BX</p> <p>20.00 LF per BX</p> <p>10.80 LB per BX</p>	<p>\$ 15.00 EA</p>
	SBCPCHL1	<p>CHELSEA 1 BIANCO CARRARA POLISHED STONE 3/4" x 12" x 3/4" LINER MOLDING PROJECTION: 3/4</p>	<p>1.0000 LF per PC</p> <p>0.54 LB per LF</p> <p>0.54 LB per PC</p> <p>20 PC per BX</p> <p>20.00 LF per BX</p> <p>10.80 LB per BX</p>	<p>\$ 15.00 EA</p>

BX (IN BOLD), SOLD IN FULL BOXES
 TEAL, SPECIAL ORDER ITEMS
 PURPLE, IN-HOUSE FABRICATION










 LOT PHOTO APPROVAL
 INSTALLATION GUIDELINES

 COMMODITY PRICING
 CUSTOM CUTTING

STONE COLORS B



STONE



IMAGE	CODE	DESCRIPTION	LIST	U/M
	SBCPCHL2	CHELSEA 2 BIANCO CARRARA POLISHED STONE 1-1/4" x 12" x 3/4" LINER MOLDING PROJECTION: 3/4"	1.0000 LF per PC 1.12 LB per LF 1.12 LB per PC 30 PC per BX 30.00 LF per BX 33.60 LB per BX	\$ 18.00 EA
	SEBCOP1POL	OPUS 1 BIANCO CARRARA POLISHED STONE 1/2" x 12" x 3/4" BACCELLO MOLDING PROJECTION: 3/4"	1.0000 LF per PC 0.50 LB per LF 0.50 LB per PC 1 PC per BX 1.00 LF per BX 0.50 LB per BX	\$ 19.00 EA 
	SEBCOP3POL	OPUS 3 BIANCO CARRARA POLISHED STONE 1-7/8" x 12" x 1/2" CORNICE MOLDING PROJECTION: 1-1/8"	1.0000 LF per PC 1.60 LB per LF 1.60 LB per PC 1 PC per BX 1.00 LF per BX 1.60 LB per BX	\$ 30.00 EA 
	SEBCOP5POL	OPUS 5 BIANCO CARRARA POLISHED STONE 4-7/8" x 12" x 3/8" BASE MOLDING PROJECTION: 5/8"	1.0000 LF per PC 3.00 LB per LF 3.00 LB per PC 10 PC per BX 10.00 LF per BX 30.00 LB per BX	\$ 47.00 EA 
	MEBCHHX	BIANCO CARRARA HONED STONE 1-1/4" X 1-1/4" X 3/8" HEXAGON 3.0CM MOSAIC INTERLOCKING SHEET 3CM ROW INFO: 10 ROWS OF 9 (90 PIECES PER SHEET) SHEET COVERAGE AREA: 12-1/8" x 11-3/8" x 3/8" (0.9600 SF/PC)	0.9600 SF per PC 4.20 LB per SF 4.03 LB per PC 10 PC per BX 9.60 SF per BX 40.32 LB per BX	\$ 30.00 S/F 

BX (IN BOLD), SOLD IN FULL BOXES
 TEAL, SPECIAL ORDER ITEMS
 PURPLE, IN-HOUSE FABRICATION










 LOT PHOTO APPROVAL
 INSTALLATION GUIDELINES

 COMMODITY PRICING
 CUSTOM CUTTING

STONE COLORS B



STONE



IMAGE	CODE	DESCRIPTION	LIST	U/M
	MERBHBC	BIANCO CARRARA HONED STONE 3/8" X 1-3/16" ROMAN BRICK MOSAIC INTERLOCKING SHEET ROW INFO: 24 ROWS OF 9 (216 PIECES PER SHEET) SHEET COVERAGE AREA: 11-1/4" x 11-1/16" x 3/8" (0.8700 SF/PC)	0.8700 SF per PC 3.71 LB per SF 3.23 LB per PC 10 PC per BX 8.70 SF per BX 32.28 LB per BX	\$ 28.00 S/F 
	MEBCHX	BIANCO CARRARA POLISHED STONE 1-1/4" X 1-1/4" X 3/8" HEXAGON 3.0CM MOSAIC INTERLOCKING SHEET 3CM ROW INFO: 9 ROWS OF 11 (99 PIECES PER SHEET) SHEET COVERAGE AREA: 12-1/8" x 11-3/8" x 3/8" (0.9600 SF/PC)	0.9600 SF per PC 4.64 LB per SF 4.45 LB per PC 10 PC per BX 9.60 SF per BX 44.54 LB per BX	\$ 30.00 S/F 
	MERBPBC	BIANCO CARRARA POLISHED STONE 3/8" X 1-3/16" ROMAN BRICK MOSAIC INTERLOCKING SHEET ROW INFO: 24 ROWS OF 9 (216 PIECES PER SHEET) SHEET COVERAGE AREA: 11-1/4" x 11-1/16" x 3/8" (0.8700 SF/PC)	0.8700 SF per PC 4.89 LB per SF 4.25 LB per PC 10 PC per BX 8.70 SF per BX 42.54 LB per BX	\$ 28.00 S/F 
	SBCMPCHV1X3	BIANCO CARRARA POLISHED STONE 1" X 3" X 3/8" CHEVRON MOSAIC 9 ROWS OF 4 (36 PIECES PER SHEET) SHEET COVERAGE AREA: 12-1/16" x 9-3/4" x 3/8" (0.8200 SF/PC)	0.8200 SF per PC 4.73 LB per SF 3.88 LB per PC 10 PC per BX 8.20 SF per BX 38.79 LB per BX	\$ 30.00 S/F
	MEBCHSJ1	BIANCO CARRARA HONED STONE 5/8" X 5/8" X 3/8" STRAIGHT JOINT 1.5CM MOSAIC INTERLOCKING SHEET 1.5CM ROW INFO: 19 ROWS OF 19 (361 PIECES PER SHEET) SHEET COVERAGE AREA: 12" x 12" x 3/8" (1.0000 SF/PC)	1.0000 SF per PC 3.71 LB per SF 3.71 LB per PC 10 PC per BX 10.00 SF per BX 37.10 LB per BX	\$ 21.70 S/F 

BX (IN BOLD), SOLD IN FULL BOXES
 TEAL, SPECIAL ORDER ITEMS
 PURPLE, IN-HOUSE FABRICATION

 LOT PHOTO APPROVAL
 INSTALLATION GUIDELINES

 COMMODITY PRICING
 CUSTOM CUTTING

STONE COLORS B

STONE



IMAGE	CODE	DESCRIPTION	LIST	U/M
	MEBCPBJ3	<p>BIANCO CARRARA POLISHED STONE 1-1/4" X 1-1/4" X 3/8" BROKEN JOINT 3.0CM MOSAIC INTERLOCKING SHEET 3CM ROW INFO: 10 ROWS OF RANDOM PLACED PIECES SHEET COVERAGE AREA: 12" x 12" x 3/8" (1.0000 SF/PC)</p>	<p>1.0000 SF per PC 5.00 LB per SF 5.00 LB per PC 10 PC per BX 10.00 SF per BX 50.00 LB per BX</p>	<p>\$ 21.70 S/F</p>
	MEBCPSJ1	<p>BIANCO CARRARA POLISHED STONE 5/8" X 5/8" X 3/8" STRAIGHT JOINT 1.5CM MOSAIC 1.5CM ROW INFO: 19 ROWS OF 19 (361 PIECES PER SHEET) SHEET COVERAGE AREA: 12" x 12" x 3/8" (1.0000 SF/PC)</p>	<p>1.0000 SF per PC 4.10 LB per SF 4.10 LB per PC 10 PC per BX 10.00 SF per BX 41.00 LB per BX</p>	<p>\$ 21.70 S/F</p>
	MEBCPSJ3	<p>BIANCO CARRARA POLISHED STONE 1-1/4" X 1-1/4" X 3/8" STRAIGHT JOINT 3.0CM MOSAIC 3CM ROW INFO: 10 ROWS OF 10 (100 PIECES PER SHEET) SHEET COVERAGE AREA: 12" x 12" x 3/8" (1.0000 SF/PC)</p>	<p>1.0000 SF per PC 5.00 LB per SF 5.00 LB per PC 10 PC per BX 10.00 SF per BX 50.00 LB per BX</p>	<p>\$ 18.90 S/F</p>
	MEBWBCBR	<p>BIANCO CARRARA POLISHED STONE 2 1/2" X 1 1/2" X 3/8" BASKETWEAVE MOSAIC ROW INFO: 6 ROWS OF 6 BARS, 6 ROWS OF 6 DOTS (72 PIECES PER SHEET COVERAGE AREA: 12" x 12" x 3/8" (1.0000 SF/PC)</p> <p>bianco carrara polished 90%, bardiglio polished 10%</p> <p>TECH SPECS: DO NOT INSTALL WITH ORGANIC ADHESIVE, OR AREAS WITH RISING MOISTURE</p>	<p>1.0000 SF per PC 4.50 LB per SF 4.50 LB per PC 10 PC per BX 10.00 SF per BX 45.00 LB per BX</p>	<p>\$ 27.80 S/F</p>
	MEBWBCNE	<p>BIANCO CARRARA POLISHED STONE 2 1/2" X 1 1/2" X 3/8" BASKETWEAVE MOSAIC ROW INFO: 6 ROWS OF 6 BARS, 6 ROWS OF 6 DOTS (72 PIECES PER SHEET COVERAGE AREA: 12" x 12" x 3/8" (1.0000 SF/PC)</p> <p>bianco carrara polished 90%, nero marquina polished 10%</p>	<p>1.0000 SF per PC 4.50 LB per SF 4.50 LB per PC 10 PC per BX 10.00 SF per BX 45.00 LB per BX</p>	<p>\$ 27.80 S/F</p>

BX (IN BOLD), SOLD IN FULL BOXES
 TEAL, SPECIAL ORDER ITEMS
 PURPLE, IN-HOUSE FABRICATION


LOT PHOTO APPROVAL
 INSTALLATION GUIDELINES

COMMODITY PRICING
 CUSTOM CUTTING

STONE COLORS B



STONE



IMAGE	CODE	DESCRIPTION	LIST	U/M
	SCIRBCMP	STUDS BIANCO CARRARA POLISHED STONE 1/2 STUDS MOSAIC INTERLOCKING SHEET ROW INFO: 26 ROWS OF 22 (572 PIECES PER SHEET) SHEET COVERAGE AREA: 12" x 12-1/3" x 3/8" (1.0300 SF/PC)	1.0300 SF per PC 3.70 LB per SF 3.81 LB per PC 10 PC per BX 10.30 SF per BX 38.11 LB per BX	\$ 36.00 S/F
	STEXBCCEVMX	TEXTURA BIANCO CARRARA MIXED FINISH STONE CHEVRON MOSAIC INTERLOCKING SHEET PARTS A AND B SHEET COVERAGE AREA: 13-7/8" x 7-1/8" x 3/8" (0.6900 SF/PC) VARYING PIECES OF 5" LENGTH SOLD IN FULL BOXES OF A AND B SETS FOR MORE RANDOM LAYOUT	0.6900 SF per PC 4.93 LB per SF 3.40 LB per PC 8 PC per BX 5.52 SF per BX 27.21 LB per BX	\$ 47.50 S/F
	STEXBCHEXMX	TEXTURA BIANCO CARRARA MIXED FINISH STONE 1-1/4" X 1-1/4" HEXAGON MOSAIC INTERLOCKING SHEET ROW INFO: 9 ROWS OF 10 (90 PIECES PER SHEET) SHEET COVERAGE AREA: 11-5/8" x 12-1/16" x 3/8" (0.9700 SF/PC)	0.9700 SF per PC 4.75 LB per SF 4.61 LB per PC 11 PC per BX 10.67 SF per BX 50.68 LB per BX	\$ 45.00 S/F
	SWHIRLBCMP	WHIRLWIND® BIANCO CARRARA POLISHED STONE MOSAIC SHEET COVERAGE AREA: 10-1/2" x 16-1/4" x 3/8" (1.1800 SF/PC)	1.1800 SF per PC 5.00 LB per SF 5.90 LB per PC 10 PC per BX 11.80 SF per BX 59.00 LB per BX	\$ 90.00 S/F
	SLBCCH2	BIANCO CARRARA HONED STONE 3/4" SLAB 2CM THICK Material Type: Marble Material Origin: Italy Acid Sensitivity: High		\$ 35.00 S/F 

BX (IN BOLD), SOLD IN FULL BOXES
TEAL, SPECIAL ORDER ITEMS
PURPLE, IN-HOUSE FABRICATION






 LOT PHOTO APPROVAL
 INSTALLATION GUIDELINES

 COMMODITY PRICING
 CUSTOM CUTTING

STONE COLORS B

STONE



IMAGE	CODE	DESCRIPTION	LIST	U/M
	SLBCCH3	BIANCO CARRARA HONED STONE 1-1/4" SLAB 3CM THICK Material Type: Marble Material Origin: Italy Acid Sensitivity: High	\$ 40.00	S/F
	SLBCCP2	BIANCO CARRARA POLISHED STONE 3/4" SLAB 2CM THICK Material Type: Marble Material Origin: Italy Acid Sensitivity: High	\$ 35.00	S/F
	SLBCCP3	BIANCO CARRARA POLISHED STONE 1-1/4" SLAB 3CM THICK Material Type: Marble Material Origin: Italy Acid Sensitivity: High	\$ 42.00	S/F
	SETOBCWJP	ETOILE BIANCO CARRARA POLISHED WATERJET 11-1/8" x 12-1/4" x 3/8" WJ MOSAIC INTERLOCKING SHEET SUITABLE FOR CARPET CUTTING	\$ 65.00	S/F
	SLGFOLBCMP	FOLIAGE GRANDE BIANCO CARRARA POLISHED WATERJET 12-5/8" x 12-5/8" x 3/8" WJ MOSAIC INTERLOCKING SHEET SUITABLE FOR CARPET CUTTING	\$ 100.00	S/F

BX (IN BOLD), SOLD IN FULL BOXES
 TEAL, SPECIAL ORDER ITEMS
 PURPLE, IN-HOUSE FABRICATION










 LOT PHOTO APPROVAL
 INSTALLATION GUIDELINES

 COMMODITY PRICING
 CUSTOM CUTTING

STONE COLORS B



STONE



IMAGE	CODE	DESCRIPTION	LIST	U/M
	SBDOLP412	<p>BIANCO DOLOMITI A1 SELECT VEIN CUT POLISHED STONE ARIS EDGE 4" x 12" x 3/8" FIELD TILE</p> <p>AKA BIANCO DOLOMITE White background with linear grey veining and occasional stark white streaks or markings. Veins may be angled and dark grey marks are expected. may have occasional red/pink veins in corners /ends, changing the finish may bring to the surface previously unseen markings.</p>	<p>0.3333 SF per PC</p> <p>5.67 LB per SF</p> <p>1.89 LB per PC</p> <p>30 PC per BX</p> <p>10.00 SF per BX</p> <p>56.69 LB per BX</p>	<p>\$ 22.00 S/F</p>
	SLBDOLA2P2	<p>BIANCO DOLOMITI A2 STANDARD POLISHED STONE 3/4" SLAB 2CM THICK</p> <p>Material Type: Limestone Material Origin: Turkey Acid Sensitivity: Moderate Whitish tone with occasional grey shading plus grey veining and occasional stark white streaks or markings (linear to non-directional.) may have occasional Pink/Red veins</p>		<p>\$ 80.00 S/F</p> <p></p>
	SBDOLEXP1224	<p>BIANCO DOLOMITI EXTRA VEIN CUT POLISHED STONE ARIS EDGE 12" x 24" x 3/8" FIELD TILE</p> <p>AKA BIANCO DOLOMITE Clean white background with occasional linear grey veins and occasional stark white streaks or markings. Pinkish/Red veins are rare in the extra selection but changing the finish may bring to the surface previously unseen markings.</p>	<p>2.0000 SF per PC</p> <p>5.67 LB per SF</p> <p>11.34 LB per PC</p> <p>5 PC per BX</p> <p>10.00 SF per BX</p> <p>56.70 LB per BX</p>	<p>\$ 44.00 S/F</p> <p></p>
	SLBDOLEXP2	<p>BIANCO DOLOMITI EXTRA POLISHED STONE 3/4" SLAB 2CM THICK</p> <p>Material Type: Limestone Material Origin: Turkey Acid Sensitivity: Moderate</p> <p>TECH SPECS: THE M.I.A. RECOMMENDS INSTALLING RESIN-BACKED STONE WITH EPOXY-BASED SETTING</p>		<p>\$ 115.00 S/F</p> <p></p>
	SBDOLP12	<p>BIANCO DOLOMITI SELECT VEIN CUT POLISHED STONE ARIS EDGE 12" x 12" x 3/8" FIELD TILE</p> <p>AKA BIANCO DOLOMITE White background with linear grey veining and occasional stark white streaks or markings. Veins may be angled and dark grey marks are expected. may have Pink/Red veins in corners /ends, changing the finish may bring to the surface previously unseen markings.</p>	<p>1.0000 SF per PC</p> <p>6.11 LB per SF</p> <p>6.11 LB per PC</p> <p>5 PC per BX</p> <p>5.00 SF per BX</p> <p>30.55 LB per BX</p>	<p>\$ 21.00 S/F</p> <p></p>

BX (IN BOLD), SOLD IN FULL BOXES
 TEAL, SPECIAL ORDER ITEMS
 PURPLE, IN-HOUSE FABRICATION

 LOT PHOTO APPROVAL
 INSTALLATION GUIDELINES

 COMMODITY PRICING
 CUSTOM CUTTING

STONE COLORS B

STONE



IMAGE	CODE	DESCRIPTION	LIST	U/M
	SBDOLH1224	<p>BIANCO DOLOMITI SELECT VEIN CUT HONED STONE ARIS EDGE 12" x 24" x 3/8" FIELD TILE</p> <p>AKA BIANCO DOLOMITE White background with linear grey veining and occasional stark white streaks or markings. Veins may be angled and dark grey marks are expected. may have Pink/Red veins in corners /ends, changing the finish may bring to the surface previously unseen markings.</p>	<p>2.0000 SF per PC</p> <p>5.96 LB per SF</p> <p>11.92 LB per PC</p> <p>6 PC per BX</p> <p>12.00 SF per BX</p> <p>71.52 LB per BX</p>	<p>\$ 38.00 S/F</p> <p></p>
	SBDOLP1224	<p>BIANCO DOLOMITI SELECT VEIN CUT POLISHED STONE ARIS EDGE 12" x 24" x 3/8" FIELD TILE</p> <p>AKA BIANCO DOLOMITE White background with linear grey veining and occasional stark white streaks or markings. Veins may be angled and dark grey marks are expected. may have Pink/Red veins in corners /ends, changing the finish may bring to the surface previously unseen markings.</p>	<p>2.0000 SF per PC</p> <p>5.67 LB per SF</p> <p>11.34 LB per PC</p> <p>5 PC per BX</p> <p>10.00 SF per BX</p> <p>56.70 LB per BX</p>	<p>\$ 38.00 S/F</p> <p></p>
	SLBDOLP2	<p>BIANCO DOLOMITI SELECT POLISHED STONE 3/4" SLAB 2CM THICK</p> <p>Material Type: Limestone Material Origin: Turkey Acid Sensitivity: Moderate White background with linear grey veining and occasional stark white streaks or markings. Veins may be angled and dark grey marks are expected. may have Pink/Red veins may occur occasionally.</p>		<p>\$ 100.00 S/F</p> <p></p>
	SBDOLA2P1224	<p>BIANCO DOLOMITI STANDARD POLISHED STONE ARIS EDGE 12" x 24" x 3/8" FIELD TILE</p> <p>AKA BIANCO DOLOMITE. Whitish tone with occasional grey shading plus grey veining and occasional stark white streaks or markings (linear to non-directional.) may have occasional Pink/Red and changing the finish may bring to the surface previously unseen markings</p>	<p>2.0000 SF per PC</p> <p>5.67 LB per SF</p> <p>11.34 LB per PC</p> <p>5 PC per BX</p> <p>10.00 SF per BX</p> <p>56.70 LB per BX</p>	<p>\$ 30.00 S/F</p> <p></p>
	SBDHHEX4	<p>BIANCO DOLOMITI HONED STONE 4" x 4" x 3/8" FIELD TILE</p> <p>Actual Dimension: 3.801"x 4.384"</p>	<p>0.0909 SF per PC</p>	<p>\$ 33.50 S/F</p>

BX (IN BOLD), SOLD IN FULL BOXES
 TEAL, SPECIAL ORDER ITEMS
 PURPLE, IN-HOUSE FABRICATION

LOT PHOTO APPROVAL
 INSTALLATION GUIDELINES

COMMODITY PRICING
 CUSTOM CUTTING

STONE COLORS B

STONE



IMAGE	CODE	DESCRIPTION	LIST	U/M
	SBDPCHL1	CHELSEA 1 BIANCO DOLOMITI POLISHED STONE 3/4" x 12" x 3/4" LINER MOLDING PROJECTION: 3/4"	1.0000 LF per PC 0.67 LB per LF 0.67 LB per PC 45 PC per BX 45.00 LF per BX 30.15 LB per BX	\$ 18.00 EA
	SBDPCHL2	CHELSEA 2 BIANCO DOLOMITI POLISHED STONE 1-1/4" x 12" x 3/4" LINER MOLDING PROJECTION: 3/4"	1.0000 LF per PC 0.97 LB per LF 0.97 LB per PC 30 PC per BX 30.00 LF per BX 29.10 LB per BX	\$ 22.00 EA
	SEBDOLOP1POL	OPUS 1 BIANCO DOLOMITI POLISHED STONE 1/2" x 12" x 3/4" BACCELLO MOLDING PROJECTION: 3/4"	1.0000 LF per PC 0.50 LB per LF 0.50 LB per PC 28 PC per BX 28.00 LF per BX 14.00 LB per BX	\$ 16.25 EA
	SEBDOLOP3POL	OPUS 3 BIANCO DOLOMITI POLISHED STONE 1-7/8" x 12" x 1/2" CORNICE MOLDING PROJECTION: 1-1/8"	1.0000 LF per PC 1.60 LB per LF 1.60 LB per PC 18 PC per BX 18.00 LF per BX 28.80 LB per BX	\$ 45.00 EA
	SEBDOLOP5POL	OPUS 5 BIANCO DOLOMITI POLISHED STONE 4-7/8" x 12" x 3/8" BASE MOLDING PROJECTION: 5/8"	1.0000 LF per PC 3.00 LB per LF 3.00 LB per PC 10 PC per BX 10.00 LF per BX 30.00 LB per BX	\$ 54.50 EA

BX (IN BOLD), SOLD IN FULL BOXES
 TEAL, SPECIAL ORDER ITEMS
 PURPLE, IN-HOUSE FABRICATION






LOT PHOTO APPROVAL
 INSTALLATION GUIDELINES

COMMODITY PRICING
 CUSTOM CUTTING

STONE COLORS B



STONE



IMAGE	CODE	DESCRIPTION	LIST	U/M
	SBDOLPHX	BIANCO DOLOMITI POLISHED STONE 1-1/4" X 1-1/4" X 3/8" HEXAGON 3.0CM MOSAIC INTERLOCKING SHEET 3CM ROW INFO: 9 ROWS OF 11 (99 PIECES PER SHEET) SHEET COVERAGE AREA: 12-1/8" x 11-3/8" x 3/8" (0.9600 SF/PC) AKA BIANCO DOLOMITE	0.9600 SF per PC 43.75 LB per SF 42.00 LB per PC 10 PC per BX 9.60 SF per BX 420.00 LB per BX	\$ 30.50 S/F
	SBDOLPB3	BIANCO DOLOMITI POLISHED STONE 1-1/4" X 1-1/4" X 3/8" BROKEN JOINT 3.0CM MOSAIC INTERLOCKING SHEET 3CM ROW INFO: 10 ROWS OF RANDOM PLACED PIECES SHEET COVERAGE AREA: 12" x 12" x 3/8" (1.0000 SF/PC) AKA BIANCO DOLOMITE	1.0000 SF per PC 4.90 LB per SF 4.90 LB per PC 10 PC per BX 10.00 SF per BX 49.00 LB per BX	\$ 28.50 S/F
	SBDOLPSJ1	BIANCO DOLOMITI VEIN CUT POLISHED STONE 5/8" X 5/8" X 3/8" STRAIGHT JOINT 1.5CM MOSAIC 1.5CM ROW INFO: 18 ROWS OF 18 (324 PIECES PER SHEET) SHEET COVERAGE AREA: 12" x 12" x 3/8" (1.0000 SF/PC) AKA BIANCO DOLOMITE	1.0000 SF per PC 4.30 LB per SF 4.30 LB per PC 10 PC per BX 10.00 SF per BX 43.00 LB per BX	\$ 30.00 S/F
	SBDOLMPCHV1X3	CHEVRON BIANCO DOLOMITI POLISHED STONE 1" X 3" X 3/8" CHEVRON MOSAIC INTERLOCKING SHEET ROW INFO: 9 ROWS OF 4 (36 PIECES PER SHEET) SHEET COVERAGE AREA: 12-1/16" x 9-3/4" x 3/8" (0.8200 SF/PC) AKA BIANCO DOLOMITE	0.8200 SF per PC 4.66 LB per SF 3.82 LB per PC 10 PC per BX 8.20 SF per BX 38.21 LB per BX	\$ 28.50 S/F
	SLUXBDOLMP	LUXOR BIANCO DOLOMITI POLISHED STONE MOSAIC INTERLOCKING SHEET SHEET COVERAGE AREA: 10-1/16" x 10-1/16" x 3/8" (0.7030 SF/PC) bianco dolomiti polished background, cloud polished mosaic lines TECH SPECS: AKA BIANCO DOLOMITE	0.7030 SF per PC 4.57 LB per SF 3.21 LB per PC 5 PC per BX 3.52 SF per BX 16.06 LB per BX	\$ 95.00 S/F

BX (IN BOLD), SOLD IN FULL BOXES
TEAL, SPECIAL ORDER ITEMS
PURPLE, IN-HOUSE FABRICATION

 LOT PHOTO APPROVAL
 INSTALLATION GUIDELINES

 COMMODITY PRICING
 CUSTOM CUTTING

STONE COLORS B

STONE



IMAGE	CODE	DESCRIPTION	LIST	U/M
	SMCCMBDOLP	MOTOR CITY CIRCLES BIANCO DOLOMITI POLISHED STONE MOSAIC INTERLOCKING SHEET SHEET COVERAGE AREA: 8-7/16" x 8-7/16" x 3/8" (0.4900 SF/PC) AKA BIANCO DOLOMITE	0.4900 SF per PC 4.10 LB per SF 2.01 LB per PC 10 PC per BX 4.90 SF per BX 20.09 LB per BX	\$ 65.00 S/F
	SPNTFDOLHWJ	PANTHEON FLOWER BIANCO DOLOMITI HONED WATERJET 16" x 16" x 3/8" WJ MOSAIC INTERLOCKS WITH PANTHEON X bianco dolomiti honed background, cloud honed lines PATTERN CAN BE INSTALLED VERTICALLY OR ON THE DIAMOND. SOLD SEPARATELY BUT WORKS IN CONJUNCTION WITH PANTHEON X	1.7800 SF per PC 4.83 LB per SF 8.60 LB per PC 5 PC per BX 8.90 SF per BX 42.99 LB per BX	\$ 90.00 S/F
	SPNTXDOLHWJ	PANTHEON X BIANCO DOLOMITI HONED WATERJET 16" x 16" x 3/8" WJ MOSAIC INTERLOCKS WITH PANTHEON FLOWER bianco dolomiti honed background, cloud honed lines PATTERN CAN BE INSTALLED VERTICALLY OR ON THE DIAMOND. SOLD SEPARATELY BUT WORKS IN CONJUNCTION WITH PANTHEON FLOWER	1.7800 SF per PC 4.83 LB per SF 8.60 LB per PC 5 PC per BX 8.90 SF per BX 42.99 LB per BX	\$ 65.00 S/F
	SLBFTIGREP2	BIANCO FUMO POLISHED STONE 3/4" SLAB 2CM THICK Material Type: Marble Material Origin: Turkey Acid Sensitivity: High		\$ 19.00 S/F
	SLBGP2	BIANCO GIOIA POLISHED STONE 3/4" SLAB 2CM THICK Material Type: Marble Material Origin: Italy Acid Sensitivity: High		\$ 42.00 S/F

BX (IN BOLD), SOLD IN FULL BOXES
TEAL, SPECIAL ORDER ITEMS
PURPLE, IN-HOUSE FABRICATION

LOT PHOTO APPROVAL
 INSTALLATION GUIDELINES

COMMODITY PRICING
 CUSTOM CUTTING

STONE COLORS B

STONE



IMAGE	CODE	DESCRIPTION	LIST	U/M	
	SLBLMVP2	<p>BIANCO LASA MACCHIA VECCHIA POLISHED STONE 3/4" SLAB 2CM THICK</p> <p>Material Type: Marble Material Origin: Italy Acid Sensitivity: Minimal</p> <p>TECH SPECS: THE M.I.A. RECOMMENDS INSTALLING RESINBACKED STONE WITH EPOXY-BASED SETTING MATERIALS. CONSULT YOUR SETTING MATERIALS MANUFACTURER FOR SPECIFIC RECOMMENDATIONS.</p>	\$ 60.50	S/F	
	SLBLVOSP2	<p>BIANCO LASA VENA ORO STD POLISHED STONE 3/4" SLAB 2CM THICK</p> <p>Material Type: Marble Material Origin: Acid Sensitivity: Moderate</p>	\$ 75.00	S/F	
	SLBIONXSELP2	<p>BIANCO ONYX SELECT POLISHED STONE 3/4" SLAB 2CM THICK</p> <p>Material Type: Onyx Manufactured: Italy Acid Sensitivity: High LOCAL DELIVERIES ONLY - NOT SUITABLE FOR LTL SHIPMENTS!</p>	\$ 270.00	S/F	
	ITBIONXP12	<p>BIANCO ONYX POLISHED STONE 12" x 12" x 3/8" FIELD TILE</p> <p>MAY HAVE A MESH BACKING; SELECT SETTING MATERIALS ACCORDINGLY</p>	<p>1.0000 SF per PC</p> <p>6.00 LB per SF</p> <p>6.00 LB per PC</p> <p>10 PC per BX</p> <p>10.00 SF per BX</p> <p>60.00 LB per BX</p>	\$ 41.00	S/F
	SLBIONXP2	<p>BIANCO ONYX POLISHED STONE 3/4" SLAB 2CM THICK</p> <p>Material Type: Onyx Material Origin: Italy Acid Sensitivity: High LOCAL DELIVERIES ONLY - NOT SUITABLE FOR LTL SHIPMENTS!</p>	\$ 238.00	S/F	

BX (IN BOLD), SOLD IN FULL BOXES
 TEAL, SPECIAL ORDER ITEMS
 PURPLE, IN-HOUSE FABRICATION






LOT PHOTO APPROVAL
 INSTALLATION GUIDELINES

COMMODITY PRICING
 CUSTOM CUTTING

STONE COLORS B

STONE



IMAGE	CODE	DESCRIPTION	LIST	U/M
	SLBRHNOP2	<p>BIANCO RHINO POLISHED STONE 3/4" SLAB 2CM THICK</p> <p>Material Type: Marble Material Origin: Namibia Acid Sensitivity: High</p> <p>TECH SPECS: THE M.I.A. RECOMMENDS INSTALLING RESIN-BACKED STONE WITH EPOXY-BASED SETTING MATERIALS. CONSULT YOUR SETTING MATERIALS MANUFACTURER FOR SPECIFIC RECOMMENDATIONS.</p>	\$ 44.00	S/F
	SLBSIVP2	<p>BIANCO SIVEC POLISHED STONE 3/4" SLAB 2CM THICK</p> <p>Material Type: Marble Material Origin: Macedonia Acid Sensitivity: Moderate</p>	\$ 58.50	S/F
	SSISMBCLP	<p>SEISMIC BIANCO STONE POLISHED STONE HEXAGON MOSAIC DIMENSIONAL SHEET COVERAGE AREA: 12" x 12" x 3/8" (1.0000 SF/PC)</p> <p>TECH SPECS: INSTALL WITH LATEX MODIFIED WHITE THINSET. DO NOT GROUT TECH SPECS: NOT RECOMMENDED FOR WET INSTALLATIONS</p>	<p>1.0000 SF per PC</p> <p>4.10 LB per SF</p> <p>4.10 LB per PC</p> <p>8 PC per BX</p> <p>8.00 SF per BX</p> <p>32.80 LB per BX</p>	\$ 50.00 S/F
	SLBLCALP2	<p>BLUE CALCITE POLISHED STONE 3/4" SLAB 2CM THICK</p> <p>Material Type: Calcite/Marble Material Origin: Brazil Acid Sensitivity: High</p> <p>TECH SPECS: THE M.I.A. RECOMMENDS INSTALLING RESIN-BACKED STONE WITH EPOXY-BASED SETTING MATERIALS. CONSULT YOUR SETTING MATERIALS MANUFACTURER FOR SPECIFIC RECOMMENDATIONS.</p>	\$ 62.00	S/F
	SBSAVP18	<p>BLUE DE SAVOIE POLISHED STONE 18" x 18" x 1/2" FIELD TILE</p>	<p>2.2500 SF per PC</p> <p>7.62 LB per SF</p> <p>17.15 LB per PC</p> <p>1 PC per BX</p> <p>2.25 SF per BX</p> <p>17.15 LB per BX</p>	\$ 60.00 S/F

BX (IN BOLD), SOLD IN FULL BOXES
 TEAL, SPECIAL ORDER ITEMS
 PURPLE, IN-HOUSE FABRICATION



LOT PHOTO APPROVAL



INSTALLATION GUIDELINES



COMMODITY PRICING



CUSTOM CUTTING

STONE COLORS B

STONE



IMAGE	CODE	DESCRIPTION	LIST	U/M
	SLBSAVP2	<p>BLUE DE SAVOIE POLISHED STONE 3/4" SLAB 2CM THICK</p> <p>Material Type: Marble Material Origin: France Acid Sensitivity: High</p>	\$ 90.00	S/F
	SLBOTGRNP2	<p>BOTANIC GREEN POLISHED STONE 3/4" SLAB 2CM</p> <p>Material Type: Quartzite Material Origin: Brazil Acid Sensitivity: Minimal</p> <p>TECH SPECS: THE M.I.A. RECOMMENDS INSTALLING RESIN-BACKED STONE WITH EPOXY-BASED SETTING MATERIALS. CONSULT YOUR SETTING MATERIALS MANUFACTURER FOR SPECIFIC RECOMMENDATIONS.</p>	\$ 105.50	S/F
	SLBSOAPH3	<p>BRAZILIAN SOAPSTONE HONED STONE 1-1/4" SLAB 3CM THICK</p> <p>Material Type: Soapstone Material Origin: Brazil Acid Sensitivity: Minimal</p> <p>TECH SPECS: THE M.I.A. RECOMMENDS INSTALLING RESIN-BACKED STONE WITH EPOXY-BASED SETTING MATERIALS. CONSULT YOUR SETTING MATERIALS MANUFACTURER FOR SPECIFIC RECOMMENDATIONS.</p>	\$ 54.00	S/F
	SLBRCAP2	<p>BRECCIA CAPRAIA POLISHED STONE 3/4" SLAB 2CM THICK</p> <p>Material Type: Marble Material Origin: Italy Acid Sensitivity: High</p> <p>TECH SPECS: THE M.I.A. RECOMMENDS INSTALLING RESIN-BACKED STONE WITH EPOXY-BASED SETTING MATERIALS. CONSULT YOUR SETTING MATERIALS MANUFACTURER FOR SPECIFIC RECOMMENDATIONS.</p>	\$ 64.00	S/F
	SLBDVP2	<p>BRECCIA DE VENDOME POLISHED STONE 3/4" SLAB</p> <p>Material Type: Marble Material Origin: France Acid Sensitivity: High EXTREME RANGE VARIATION</p> <p>TECH SPECS: THE M.I.A. RECOMMENDS INSTALLING RESIN-BACKED STONE WITH EPOXY-BASED SETTING MATERIALS. CONSULT YOUR SETTING MATERIALS MANUFACTURER FOR SPECIFIC RECOMMENDATIONS.</p>	\$ 130.00	S/F

BX (IN BOLD), SOLD IN FULL BOXES
TEAL, SPECIAL ORDER ITEMS
PURPLE, IN-HOUSE FABRICATION




LOT PHOTO APPROVAL
 INSTALLATION GUIDELINES

COMMODITY PRICING
 CUSTOM CUTTING

STONE COLORS B

STONE



IMAGE	CODE	DESCRIPTION	LIST	U/M
	SLBIP3	<p>BRECCIA IMPERIALE POLISHED STONE 1-1/4" SLAB</p> <p>Material Type: Marble Material Origin: Italy Acid Sensitivity: High</p> <p>TECH SPECS: THE M.I.A. RECOMMENDS INSTALLING RESIN-BACKED STONE WITH EPOXY-BASED SETTING MATERIALS. CONSULT YOUR SETTING MATERIALS MANUFACTURER FOR SPECIFIC RECOMMENDATIONS.</p>	\$ 110.00	S/F
	SLBVP2	<p>BRECCIA VIOLA POLISHED STONE 3/4" SLAB</p> <p>Material Type: Marble Material Origin: Italy Acid Sensitivity: High</p> <p>TECH SPECS: THE M.I.A. RECOMMENDS INSTALLING RESIN-BACKED STONE WITH EPOXY-BASED SETTING MATERIALS. CONSULT YOUR SETTING MATERIALS MANUFACTURER FOR SPECIFIC RECOMMENDATIONS.</p>	\$ 115.00	S/F
	SLBRLSQP2	<p>BURLESQUE POLISHED STONE 3/4" SLAB 2CM THICK</p> <p>Material Type: Marble Material Origin: Brazil Acid Sensitivity: High</p> <p>TECH SPECS: THE M.I.A. RECOMMENDS INSTALLING RESIN-BACKED STONE WITH EPOXY-BASED SETTING MATERIALS. CONSULT YOUR SETTING MATERIALS MANUFACTURER FOR SPECIFIC RECOMMENDATIONS.</p>	\$ 68.50	S/F

BX (IN BOLD), SOLD IN FULL BOXES
TEAL, SPECIAL ORDER ITEMS
PURPLE, IN-HOUSE FABRICATION

 LOT PHOTO APPROVAL
 INSTALLATION GUIDELINES

 COMMODITY PRICING
 CUSTOM CUTTING

STONE COLORS C

STONE



IMAGE	CODE	DESCRIPTION	LIST	U/M
	SLCBELP2	<p>CALACATTA BELGIA POLISHED STONE 3/4" SLAB</p> <p>Material Type: Marble Material Origin: Italy Acid Sensitivity: Moderate</p> <p>TECH SPECS: THE M.I.A. RECOMMENDS INSTALLING RESIN-BACKED STONE WITH EPOXY-BASED SETTING MATERIALS. CONSULT YOUR SETTING MATERIALS MANUFACTURER FOR SPECIFIC RECOMMENDATIONS.</p>	\$ 96.00	S/F
	SCBLUH18	<p>CALACATTA BLUETTE HONED STONE 18" x 18" x 3/8" FIELD TILE</p> <p>TECH SPECS: INSTALL WITH MAPEI GRANIRAPID ONLY TECH SPECS: DO NOT INSTALL WITH ORGANIC ADHESIVE, OR AREAS WITH RISING MOISTURE. CONSIDER THE USE OF A WATERPROOFING MEMEBRANE WHEN INSTALLING ON A CONCRETE SLAB</p>	<p>2.2500 SF per PC 5.65 LB per SF 12.71 LB per PC</p> <p>6 PC per BX 13.50 SF per BX 76.28 LB per BX</p>	\$ 30.50 S/F
	SLCBLP2	<p>CALACATTA BLUETTE POLISHED STONE 3/4" SLAB 2CM THICK</p> <p>Material Type: Marble Material Origin: Italy Acid Sensitivity: High</p> <p>TECH SPECS: THE M.I.A. RECOMMENDS INSTALLING RESIN-BACKED STONE WITH EPOXY-BASED SETTING MATERIALS. CONSULT YOUR SETTING MATERIALS MANUFACTURER FORSPECIFIC RECOMMENDATIONS.</p>	\$ 50.00	S/F
	SLCCALDIAP2	<p>CALACATTA CALDIA POLISHED STONE 3/4" SLAB 2CM THICK</p> <p>Material Type: Marble Material Origin: Italy Acid Sensitivity: High</p>	\$ 120.00	S/F
	SLCCL2	<p>CALACATTA CIELO LEATHER STONE 3/4" SLAB 2CM THICK</p> <p>Material Type: Marble Material Origin: Acid Sensitivity:</p> <p>TECH SPECS: THE M.I.A. RECOMMENDS INSTALLING RESIN-BACKED STONE WITH EPOXY-BASED SETTING MATERIALS. CONSULT YOUR SETTING MATERIALS MANUFACTURER FOR SPECIFIC RECOMMENDATIONS.</p>	\$ 68.00	S/F

BX (IN BOLD), SOLD IN FULL BOXES
TEAL, SPECIAL ORDER ITEMS
PURPLE, IN-HOUSE FABRICATION

LOT PHOTO APPROVAL
 INSTALLATION GUIDELINES

COMMODITY PRICING
 CUSTOM CUTTING

STONE COLORS C

STONE



IMAGE	CODE	DESCRIPTION	LIST	U/M
	SLCCP2	CALACATTA CIELO POLISHED STONE 3/4" SLAB 2CM THICK Material Type: Marble Material Origin: Italy Acid Sensitivity: High TECH SPECS: THE M.I.A. RECOMMENDS INSTALLING RESIN-BACKED STONE WITH EPOXY-BASED SETTING MATERIALS. CONSULT YOUR SETTING MATERIALS MANUFACTURER FOR SPECIFIC RECOMMENDATIONS.	\$ 80.00	S/F
	SCGIOIAP18	CALACATTA GIOIA POLISHED STONE 18" x 18" x 3/8" FIELD TILE	2.2500 SF per PC 5.84 LB per SF 13.14 LB per PC 6 PC per BX 13.50 SF per BX 78.84 LB per BX	\$ 40.50 S/F
	SLCGA1P2	CALACATTA GOLD A1 SELECT POLISHED STONE 3/4" SLAB 2CM THICK Material Type: Marble Material Origin: Italy Acid Sensitivity: High Slab inventory varies, we recommend you ask for current lot photos	\$ 210.00	S/F
	SLCGA1P3	CALACATTA GOLD A1 SELECT POLISHED STONE 1-1/4" SLAB 3CM THICK Material Type: Marble Material Origin: Italy Acid Sensitivity: High Slab inventory varies, we recommend you ask for current lot photos	\$ 250.00	S/F
	SLCGA2P2	CALACATTA GOLD A2 STANDARD POLISHED STONE 3/4" SLAB 2CM THICK Material Type: Marble Material Origin: Italy Acid Sensitivity: High Slab inventory varies, we recommend you ask for current lot photos	\$ 150.00	S/F

BX (IN BOLD), SOLD IN FULL BOXES
TEAL, SPECIAL ORDER ITEMS
PURPLE, IN-HOUSE FABRICATION

LOT PHOTO APPROVAL
 INSTALLATION GUIDELINES

COMMODITY PRICING
 CUSTOM CUTTING

STONE COLORS C

STONE



IMAGE	CODE	DESCRIPTION	LIST	U/M
	SLCGA2P3	CALACATTA GOLD A2 STANDARD POLISHED STONE 1-1/4" SLAB 3CM THICK	\$ 190.00	S/F
	SLCGA3P2	CALACATTA GOLD A3 COMMERCIAL POLISHED STONE 3/4" SLAB 2CM THICK Material Type: Marble Material Origin: Italy Acid Sensitivity: High Slab inventory varies, we recommend you ask for current lot photos	\$ 110.00	S/F
	SLCGA3P3	CALACATTA GOLD A3 COMMERCIAL POLISHED STONE 1-1/4" SLAB 3CM THICK Material Type: Marble Material Origin: Italy Acid Sensitivity: High	\$ 140.00	S/F
	ITPOLCG12A	CALACATTA GOLD A POLISHED STONE 12" x 12" x 3/8" FIELD TILE MINIMAL VEINING	\$ 35.00	S/F
			1.0000 SF per PC 6.00 LB per SF 6.00 LB per PC 10 PC per BX 10.00 SF per BX 60.00 LB per BX	
	SLCGAP2	CALACATTA GOLD APUANO POLISHED STONE 3/4" SLAB 2CM THICK Material Type: Marble Material Origin: Italy Acid Sensitivity: Moderate TECH SPECS: THE M.I.A. RECOMMENDS INSTALLING RESIN-BACKED STONE WITH EPOXY-BASED SETTING MATERIALS. CONSULT YOUR SETTING MATERIALS MANUFACTURER FOR SPECIFIC RECOMMENDATIONS.	\$ 85.00	S/F

BX (IN BOLD), SOLD IN FULL BOXES
 TEAL, SPECIAL ORDER ITEMS
 PURPLE, IN-HOUSE FABRICATION

LOT PHOTO APPROVAL
 INSTALLATION GUIDELINES

COMMODITY PRICING
 CUSTOM CUTTING

STONE COLORS C

STONE



IMAGE	CODE	DESCRIPTION	LIST	U/M
	ITPOLCG12B	CALACATTA GOLD B POLISHED STONE 12" x 12" x 3/8" FIELD TILE MEDIUM VEINING	1.0000 SF per PC 6.00 LB per SF 6.00 LB per PC 10 PC per BX 10.00 SF per BX 60.00 LB per BX	\$ 35.00 S/F
	SCGEXH24	CALACATTA GOLD EXTRA HONED STONE 24" x 24" x 3/8" FIELD TILE **STOCK QUANTITIES ONLY**	4.0000 SF per PC 4.70 LB per SF 18.80 LB per PC 5 PC per BX 20.00 SF per BX 94.00 LB per BX	\$ 65.00 S/F
	SCGSELH1224	CALACATTA GOLD SELECT HONED STONE 12" x 24" x 3/8" FIELD TILE **STOCK QUANTITIES ONLY**	2.0000 SF per PC 5.75 LB per SF 11.50 LB per PC 6 PC per BX 12.00 SF per BX 69.00 LB per BX	\$ 50.00 S/F
	SCGSELP1224	CALACATTA GOLD SELECT POLISHED STONE 12" x 24" x 3/8" FIELD TILE **STOCK QUANTITIES ONLY**	2.0000 SF per PC	\$ 50.00 S/F
	STUXCGP	TUXEDO PARK SMALL CALACATTA GOLD POLISHED STONE 9-1/2" x 2-3/4" x 3/8" FIELD DECORATIVE MIX WITH TUXEDO PARK SMALL DECOS TO CREATE A MORE INTRICATE OVERALL PATTERN	0.1800 SF per PC 5.72 LB per SF 1.03 LB per PC 30 PC per BX 5.40 SF per BX 30.89 LB per BX	\$ 35.00 S/F

BX (IN BOLD), SOLD IN FULL BOXES
 TEAL, SPECIAL ORDER ITEMS
 PURPLE, IN-HOUSE FABRICATION

LOT PHOTO APPROVAL
 INSTALLATION GUIDELINES

COMMODITY PRICING
 CUSTOM CUTTING

STONE COLORS C

STONE



IMAGE	CODE	DESCRIPTION	LIST	U/M
	SPINCGH1224	PINNACLE CALACATTA GOLD HONED STONE 12" x 24" x 3/8" FIELD DIMENSIONAL PROJECTION:3/4"	2.0000 SF per PC 8.45 LB per SF 16.90 LB per PC 2 PC per BX 4.00 SF per BX 33.80 LB per BX	\$ 150.00 S/F
	SCGH36	CALACATTA GOLD HONED STONE 3" x 6" x 3/8" FIELD TILE	0.1250 SF per PC 5.20 LB per SF 0.65 LB per PC 1 PC per BX 0.13 SF per BX 0.65 LB per BX	\$ 33.50 S/F
	SCGP36	CALACATTA GOLD POLISHED STONE 3" x 6" x 3/8" FIELD TILE	0.1250 SF per PC 5.50 LB per SF 0.69 LB per PC 1 PC per BX 0.13 SF per BX 0.69 LB per BX	\$ 33.50 S/F
	SCGH612	CALACATTA GOLD HONED STONE 6" x 12" x 3/8" FIELD TILE	0.5000 SF per PC 5.40 LB per SF 2.70 LB per PC 10 PC per BX 5.00 SF per BX 27.00 LB per BX	\$ 37.50 S/F
	SCGP612	CALACATTA GOLD POLISHED STONE 6" x 12" x 3/8" FIELD TILE	0.5000 SF per PC 5.50 LB per SF 2.75 LB per PC 10 PC per BX 5.00 SF per BX 27.50 LB per BX	\$ 37.50 S/F

BX (IN BOLD), SOLD IN FULL BOXES
 TEAL, SPECIAL ORDER ITEMS
 PURPLE, IN-HOUSE FABRICATION











LOT PHOTO APPROVAL
 INSTALLATION GUIDELINES

COMMODITY PRICING
 CUSTOM CUTTING

STONE COLORS C


STONE



IMAGE	CODE	DESCRIPTION	LIST	U/M
	ITCGH12	CALACATTA GOLD HONED STONE 12" x 12" x 3/8" FIELD TILE NATURAL RANGE IN VEINING	1.0000 SF per PC 5.50 LB per SF 5.50 LB per PC 10 PC per BX 10.00 SF per BX 55.00 LB per BX	\$ 35.00 S/F 
	SCGCOMP12	CALACATTA GOLD POLISHED STONE 12" x 12" x 3/8" FIELD TILE COMMERCIAL GRADE	1.0000 SF per PC 5.50 LB per SF 5.50 LB per PC 10 PC per BX 10.00 SF per BX 55.00 LB per BX	\$ 22.00 S/F 
	ITCGH1224	CALACATTA GOLD HONED STONE 12" x 24" x 3/8" FIELD TILE NATURAL RANGE IN VEINING	2.0000 SF per PC 5.73 LB per SF 11.46 LB per PC 6 PC per BX 12.00 SF per BX 68.76 LB per BX	\$ 48.00 S/F 
	ITPOLCG1224	CALACATTA GOLD POLISHED STONE 12" x 24" x 3/8" FIELD TILE NATURAL RANGE IN VEINING	2.0000 SF per PC 5.73 LB per SF 11.46 LB per PC 6 PC per BX 12.00 SF per BX 68.76 LB per BX	\$ 48.00 S/F 
	SCGH18	CALACATTA GOLD HONED STONE 18" x 18" x 3/8" FIELD TILE NATURAL RANGE IN VEINING	2.2500 SF per PC 5.40 LB per SF 12.15 LB per PC 6 PC per BX 13.50 SF per BX 72.90 LB per BX	\$ 45.00 S/F 

BX (IN BOLD), SOLD IN FULL BOXES
 TEAL, SPECIAL ORDER ITEMS
 PURPLE, IN-HOUSE FABRICATION









 LOT PHOTO APPROVAL
 INSTALLATION GUIDELINES

 COMMODITY PRICING
 CUSTOM CUTTING

STONE COLORS C



STONE



IMAGE	CODE	DESCRIPTION	LIST	U/M
	SCGP18	CALACATTA GOLD POLISHED STONE 18" x 18" x 3/8" FIELD TILE NATURAL RANGE IN VEINING	2.2500 SF per PC 5.70 LB per SF 12.83 LB per PC 5 PC per BX 11.25 SF per BX 64.13 LB per BX	\$ 45.00 S/F 
	SCGH24	CALACATTA GOLD HONED STONE 24" x 24" x 3/8" FIELD TILE NATURAL RANGE IN VEINING	4.0000 SF per PC 6.00 LB per SF 24.00 LB per PC 6 PC per BX 24.00 SF per BX 144.00 LB per BX	\$ 58.80 S/F 
	SCGP24	CALACATTA GOLD POLISHED STONE 24" x 24" x 3/8" FIELD TILE CRATED MATERIAL; PACKED TO ORDER	4.0000 SF per PC 6.00 LB per SF 24.00 LB per PC	\$ 58.80 S/F 
	SCGHCHL1	CHELSEA 1 CALACATTA GOLD HONED STONE 3/4" x 12" x 3/4" LINER MOLDING PROJECTION: 3/4	1.0000 LF per PC 0.54 LB per LF 0.54 LB per PC 20 PC per BX 20.00 LF per BX 10.80 LB per BX	\$ 20.00 EA
	SCGPCHL1	CHELSEA 1 CALACATTA GOLD POLISHED STONE 3/4" x 12" x 3/4" LINER MOLDING PROJECTION: 3/4	1.0000 LF per PC 0.60 LB per LF 0.60 LB per PC 45 PC per BX 45.00 LF per BX 27.00 LB per BX	\$ 20.00 EA

BX (IN BOLD), SOLD IN FULL BOXES
 TEAL, SPECIAL ORDER ITEMS
 PURPLE, IN-HOUSE FABRICATION






 LOT PHOTO APPROVAL
 INSTALLATION GUIDELINES

 COMMODITY PRICING
 CUSTOM CUTTING

STONE COLORS C



STONE



IMAGE	CODE	DESCRIPTION	LIST	U/M
	SCGHCHL2	CHELSEA 2 CALACATTA GOLD HONED STONE 1-1/4" x 12" x 3/4" LINER MOLDING PROJECTION: 3/4	1.0000 LF per PC 0.91 LB per LF 0.91 LB per PC 20 PC per BX 20.00 LF per BX 18.20 LB per BX	\$ 24.00 EA
	SCGPCHL2	CHELSEA 2 CALACATTA GOLD POLISHED STONE 1-1/4" x 12" x 3/4" LINER MOLDING PROJECTION: 3/4	1.0000 LF per PC 1.00 LB per LF 1.00 LB per PC 45 PC per BX 45.00 LF per BX 45.00 LB per BX	\$ 24.00 EA
	SECGOP1	OPUS 1 CALACATTA GOLD HONED STONE 1/2" x 12" x 3/4" BACCELLO MOLDING PROJECTION: 3/4	1.0000 LF per PC 0.50 LB per LF 0.50 LB per PC 1 PC per BX 1.00 LF per BX 0.50 LB per BX	\$ 18.00 EA
	SECGOP1POL	OPUS 1 CALACATTA GOLD POLISHED STONE 1/2" x 12" x 3/4" BACCELLO MOLDING PROJECTION: 3/4	1.0000 LF per PC 0.50 LB per LF 0.50 LB per PC 1 PC per BX 1.00 LF per BX 0.50 LB per BX	\$ 22.00 EA
	SECGOP3	OPUS 3 CALACATTA GOLD HONED STONE 1-7/8" x 12" x 1/2" CORNICE MOLDING PROJECTION: 1-1/8	1.0000 LF per PC 1.60 LB per LF 1.60 LB per PC 1 PC per BX 1.00 LF per BX 1.60 LB per BX	\$ 30.00 EA

BX (IN BOLD), SOLD IN FULL BOXES
 TEAL, SPECIAL ORDER ITEMS
 PURPLE, IN-HOUSE FABRICATION

 LOT PHOTO APPROVAL
 INSTALLATION GUIDELINES

 COMMODITY PRICING
 CUSTOM CUTTING

STONE COLORS C

STONE



IMAGE	CODE	DESCRIPTION	LIST	U/M
	SECGOP3POL	OPUS 3 CALACATTA GOLD POLISHED STONE 1-7/8" x 12" x 1/2" CORNICHE MOLDING PROJECTION: 1-1/8	1.0000 LF per PC 1.60 LB per LF 1.60 LB per PC 1 PC per BX 1.00 LF per BX 1.60 LB per BX	\$ 34.00 EA
	SECGOP5	OPUS 5 CALACATTA GOLD HONED STONE 4-7/8" x 12" x 3/8" BASE MOLDING PROJECTION: 5/8	1.0000 LF per PC 3.00 LB per LF 3.00 LB per PC 10 PC per BX 10.00 LF per BX 30.00 LB per BX	\$ 50.00 EA
	SECGOP5POL	OPUS 5 CALACATTA GOLD POLISHED STONE 4-7/8" x 12" x 3/8" BASE MOLDING PROJECTION: 5/8	1.0000 LF per PC 3.00 LB per LF 3.00 LB per PC 10 PC per BX 10.00 LF per BX 30.00 LB per BX	\$ 56.00 EA
	SDMOCGMP	DUOMO CALACATTA GOLD POLISHED STONE MOSAIC DIMENSIONAL PROJECTION: 3/4 SHEET COVERAGE AREA: 11" x 12-11/16" x 3/8" (0.9700 SF/PC)	0.9700 SF per PC 5.43 LB per SF 5.27 LB per PC 10 PC per BX 9.70 SF per BX 52.67 LB per BX	\$ 99.00 S/F
	SPIACGMP	PIATTI CALACATTA GOLD POLISHED STONE MOSAIC DIMENSIONAL THICKNESS VARIES SHEET COVERAGE AREA: 10" x 12-5/8" (0.8800 SF/PC)	0.8800 SF per PC 5.43 LB per SF 4.78 LB per PC 8 PC per BX 7.04 SF per BX 38.23 LB per BX	\$ 120.00 S/F

BX (IN BOLD), SOLD IN FULL BOXES
 TEAL, SPECIAL ORDER ITEMS
 PURPLE, IN-HOUSE FABRICATION






 LOT PHOTO APPROVAL
 INSTALLATION GUIDELINES

 COMMODITY PRICING
 CUSTOM CUTTING

STONE COLORS C



STONE



IMAGE	CODE	DESCRIPTION	LIST	U/M
	SSTEPCGMP	STEPS CALACATTA GOLD POLISHED STONE MOSAIC DIMENSIONAL PROJECTION: 3/4 SHEET COVERAGE AREA: 14-1/4" x 7-3/4" x 3/8" (0.7700 SF/PC)	0.7700 SF per PC 5.30 LB per SF 4.08 LB per PC 10 PC per BX 7.70 SF per BX 40.81 LB per BX	\$ 95.00 S/F
	MECGHHX	CALACATTA GOLD HONED STONE 1-1/4" X 1-1/4" X 3/8 HEXAGON 3.0CM MOSAIC INTERLOCKING SHEET 3CM ROW INFO: 9 ROWS OF 11 (99 PIECES PER SHEET) SHEET COVERAGE AREA: 12-1/8" x 11-3/8" x 3/8" (0.9600 SF/PC)	0.9600 SF per PC 4.20 LB per SF 4.03 LB per PC 10 PC per BX 9.60 SF per BX 40.32 LB per BX	\$ 31.70 S/F
	MERBHCG	CALACATTA GOLD HONED STONE 3/8" X 1-3/16 ROMAN BRICK MOSAIC INTERLOCKING SHEET ROW INFO: 24 ROWS OF 9 (216 PIECES PER SHEET) SHEET COVERAGE AREA: 11-1/4" x 11-1/16" x 3/8" (0.8700 SF/PC)	0.8700 SF per PC 3.71 LB per SF 3.23 LB per PC 10 PC per BX 8.70 SF per BX 32.28 LB per BX	\$ 37.10 S/F
	MECGDIAM	CALACATTA GOLD POLISHED STONE 1-3/8 X 2-1/4 X 3/8 DIAMOND MOSAIC INTERLOCKING SHEET ROW INFO: 8 ROWS OF 8 (64 PIECES PER SHEET) SHEET COVERAGE AREA: 9-7/8" x 10-7/8" x 3/8" (0.7500 SF/PC)	0.7500 SF per PC 4.53 LB per SF 3.40 LB per PC 10 PC per BX 7.50 SF per BX 33.98 LB per BX	\$ 30.30 S/F
	MECGHX	CALACATTA GOLD POLISHED STONE 1-1/4" X 1-1/4" X 3/8 HEXAGON 3.0CM MOSAIC INTERLOCKING SHEET 3CM ROW INFO: 9 ROWS OF 11 (99 PIECES PER SHEET) SHEET COVERAGE AREA: 12-1/8" x 11-3/8" x 3/8" (0.9600 SF/PC)	0.9600 SF per PC 4.64 LB per SF 4.45 LB per PC 10 PC per BX 9.60 SF per BX 44.54 LB per BX	\$ 31.70 S/F

BX (IN BOLD), SOLD IN FULL BOXES
 TEAL, SPECIAL ORDER ITEMS
 PURPLE, IN-HOUSE FABRICATION






 LOT PHOTO APPROVAL
 INSTALLATION GUIDELINES

 COMMODITY PRICING
 CUSTOM CUTTING

STONE COLORS C



STONE



IMAGE	CODE	DESCRIPTION	LIST	U/M
	MERBPCG	CALACATTA GOLD POLISHED STONE 3/8" X 1-3/16 ROMAN BRICK MOSAIC INTERLOCKING SHEET ROW INFO: 24 ROWS OF 9 (216 PIECES PER SHEET) SHEET COVERAGE AREA: 11-1/4" x 11-1/16" x 3/8" (0.8700 SF/PC)	0.8700 SF per PC 3.71 LB per SF 3.23 LB per PC 10 PC per BX 8.70 SF per BX 32.28 LB per BX	\$ 37.10 S/F
	SCGMPCHV1X3	CALACATTA GOLD POLISHED STONE 1" X 3" X 3/8 CHEVRON MOSAIC ROW INFO: 9 ROWS OF 4 (36 PIECES PER SHEET) SHEET COVERAGE AREA: 12-1/16" x 9-3/4" x 3/8" (0.8200 SF/PC)	0.8200 SF per PC 4.73 LB per SF 3.88 LB per PC 10 PC per BX 8.20 SF per BX 38.79 LB per BX	\$ 35.00 S/F
	SCGPOCTG	CALACATTA GOLD POLISHED STONE 5 1/2" X 2" X 3/8 OCTAGONO MOSAIC ROW INFO: 4 ROWS OF 4 OCTAGONS (16 PIECES PER SHEET) SHEET COVERAGE AREA: 12-1/2" x 11-5/16" x 3/8" (0.9800 SF/PC) SHEET REQUIRES 16 DOTS TOTAL PRICE PER SF = UPCHARGE LISTED BELOW + SF LIST PRICE OF THE ITEM UPCHARGE FOR DOTS ADDED TO MESHED SHEETS: GROUP 1: \$20 SF, GROUP 2: \$25 SF, GROUP 3: \$28 SF, GROUP 4: \$34 SF	0.9800 SF per PC 4.69 LB per SF 4.60 LB per PC 10 PC per BX 9.80 SF per BX 45.96 LB per BX	\$ 40.10 S/F
	MECGHBJ3	CALACATTA GOLD HONED STONE 1-1/4" X 1-1/4" X 3/8 BROKEN JOINT 3.0CM MOSAIC INTERLOCKING SHEET 3CM ROW INFO: 10 ROWS OF 10 (100 PIECES PER SHEET) SHEET COVERAGE AREA: 12" x 12" x 3/8" (1.0000 SF/PC)	1.0000 SF per PC 4.74 LB per SF 4.74 LB per PC 10 PC per BX 10.00 SF per BX 47.40 LB per BX	\$ 33.40 S/F
	MECGHSJ1	CALACATTA GOLD HONED STONE 5/8" X 5/8" X 3/8 STRAIGHT JOINT 1.5CM MOSAIC INTERLOCKING SHEET 1.5CM ROW INFO: 19 ROWS OF 19 (361 PIECES PER SHEET) SHEET COVERAGE AREA: 12" x 12" x 3/8" (1.0000 SF/PC)	1.0000 SF per PC 3.69 LB per SF 3.69 LB per PC 10 PC per BX 10.00 SF per BX 36.90 LB per BX	\$ 33.40 S/F

BX (IN BOLD), SOLD IN FULL BOXES
TEAL, SPECIAL ORDER ITEMS
PURPLE, IN-HOUSE FABRICATION

 LOT PHOTO APPROVAL
 INSTALLATION GUIDELINES

 COMMODITY PRICING
 CUSTOM CUTTING

STONE COLORS C

STONE



IMAGE	CODE	DESCRIPTION	LIST	U/M
	MECGPBJ3	CALACATTA GOLD POLISHED STONE 1-1/4" X 1-1/4" X 3/8" BROKEN JOINT 3.0CM MOSAIC INTERLOCKING SHEET 3CM ROW INFO: 10 ROWS OF RANDOM PLACED PIECES SHEET COVERAGE AREA: 12" x 12" x 3/8" (1.0000 SF/PC)	1.0000 SF per PC 4.90 LB per SF 4.90 LB per PC 10 PC per BX 10.00 SF per BX 49.00 LB per BX	\$ 33.40 S/F
	MECGPSJ1	CALACATTA GOLD POLISHED STONE 5/8" X 5/8" X 3/8" STRAIGHT JOINT 1.5CM MOSAIC 1.5CM ROW INFO: 19 ROWS OF 19 (361 PIECES PER SHEET) SHEET COVERAGE AREA: 12" x 12" x 3/8" (1.0000 SF/PC)	1.0000 SF per PC 4.15 LB per SF 4.15 LB per PC 10 PC per BX 10.00 SF per BX 41.50 LB per BX	\$ 33.40 S/F
	MECGPSJ3	CALACATTA GOLD POLISHED STONE 1-1/4" X 1-1/4" X 3/8" STRAIGHT JOINT 3.0CM MOSAIC 3CM ROW INFO: 10 ROWS OF 10 (100 PIECES PER SHEET) SHEET COVERAGE AREA: 12" x 12" x 3/8" (1.0000 SF/PC)	1.0000 SF per PC 5.00 LB per SF 5.00 LB per PC 10 PC per BX 10.00 SF per BX 50.00 LB per BX	\$ 30.00 S/F
	SEFFCG	EFFERVESCENCE CALACATTA GOLD POLISHED STONE MOSAIC INTERLOCKING SHEET SHEET COVERAGE AREA: 12" x 12" x 3/8" (1.0000 SF/PC)	1.0000 SF per PC 2.90 LB per SF 2.90 LB per PC 11 PC per BX 11.00 SF per BX 31.90 LB per BX	\$ 50.00 S/F
	SMNSINPCG	SINUOUS CALACATTA GOLD POLISHED STONE MOSAIC INTERLOCKING SHEET SHEET COVERAGE AREA: 11-3/8" x 11-3/8" x 3/8" (0.8900 SF/PC) SUITABLE FOR CARPET CUTTING TECH SPECS: VARIATION MAY INCLUDE SOME CLUSTERING OF COLOR	0.8900 SF per PC 4.47 LB per SF 3.98 LB per PC 10 PC per BX 8.90 SF per BX 39.78 LB per BX	\$ 75.00 S/F

BX (IN BOLD), SOLD IN FULL BOXES
 TEAL, SPECIAL ORDER ITEMS
 PURPLE, IN-HOUSE FABRICATION







LOT PHOTO APPROVAL
 INSTALLATION GUIDELINES

COMMODITY PRICING
 CUSTOM CUTTING

STONE COLORS C



STONE



IMAGE	CODE	DESCRIPTION	LIST	U/M
	SCIRCGMP	STUDS CALACATTA GOLD POLISHED STONE 1/2 STUDS MOSAIC INTERLOCKING SHEET ROW INFO: 26 ROWS OF 22 (572 PIECES PER SHEET) SHEET COVERAGE AREA: 12" x 12-1/3" x 3/8" (1.0300 SF/PC)	1.0300 SF per PC 3.50 LB per SF 3.61 LB per PC 10 PC per BX 10.30 SF per BX 36.05 LB per BX	\$ 47.00 S/F
	SWHIRLCGMP	WHIRLWIND® CALACATTA GOLD POLISHED STONE MOSAIC SHEET COVERAGE AREA: 10-1/2" x 16-1/4" x 3/8" (1.1800 SF/PC)	1.1800 SF per PC 5.00 LB per SF 5.90 LB per PC 10 PC per BX 11.80 SF per BX 59.00 LB per BX	\$ 95.00 S/F
	SXANFCGMP	XANADU FALLS CALACATTA GOLD POLISHED STONE MOSAIC INTERLOCKING SHEET SHEET COVERAGE AREA: 26-13/16" x 15- 3/16" x 3/8" (2.8278 SF/PC) TECH SPECS: DRY LAYING OF THIS PRODUCT PRIOR TO INSTALLATION IS RECOMMENDED	2.8278 SF per PC 3.29 LB per SF 9.30 LB per PC 4 PC per BX 11.31 SF per BX 37.21 LB per BX	\$ 65.00 S/F
	SLCGP1	CALACATTA GOLD POLISHED STONE 96" x 36" x 3/8" SLAB Material Type: Marble Material Origin: Italy Acid Sensitivity: High Slab inventory varies, we recommend you ask for current lot photos TECH SPECS: THE M.I.A. RECOMMENDS INSTALLING RESIN-BACKED STONE WITH EPOXY-BASED SETTING MATERIALS. CONSULT YOUR SETTING MATERIALS MANUFACTURER FOR SPECIFIC RECOMMENDATIONS.		\$ 115.00 S/F 
	SETOCGWJP	ETOILE CALACATTA GOLD POLISHED WATERJET 11-1/8" x 12-1/4" x 3/8" WJ MOSAIC INTERLOCKING SHEET SUITABLE FOR CARPET CUTTING	0.9500 SF per PC 3.75 LB per SF 3.56 LB per PC 10 PC per BX 9.50 SF per BX 35.63 LB per BX	\$ 70.00 S/F

BX (IN BOLD), SOLD IN FULL BOXES
TEAL, SPECIAL ORDER ITEMS
PURPLE, IN-HOUSE FABRICATION









 LOT PHOTO APPROVAL
 INSTALLATION GUIDELINES

 COMMODITY PRICING
 CUSTOM CUTTING

STONE COLORS C



STONE



IMAGE	CODE	DESCRIPTION	LIST	U/M
	SCHBLWJPFLR SPECIAL ORDER	FLEUR CALACATTA GOLD POLISHED WATERJET 10-3/8" x 12-9/16" x 3/8" WJ MOSAIC INTERLOCKING SHEET min. qty: 1 PC lead time: 90 days SUITABLE FOR CARPET CUTTING TECH SPECS: FRACTURES IN DELICATE FEATURES ARE INHERENT.	0.9000 SF per PC 5.02 LB per SF 4.52 LB per PC 1 PC per BX 0.90 SF per BX 4.52 LB per BX	\$ 140.00 S/F
	SCLINH1224	CALACATTA LINCOLN HONED STONE 12" x 24" x 3/8" FIELD TILE	2.0000 SF per PC	\$ 47.00 S/F
	SLCNP3	CALACATTA NUVOLATO POLISHED STONE 1-1/4" SLAB 3CM THICK Material Type: Marble Material Origin: Italy Acid Sensitivity: High TECH SPECS: THE M.I.A. RECOMMENDS INSTALLING RESIN-BACKED STONE WITH EPOXY-BASED SETTING MATERIALS. CONSULT YOUR SETTING MATERIALS MANUFACTURER FOR SPECIFIC RECOMMENDATIONS.		\$ 62.00 S/F 
	SLCVGLP2	CALACATTA VAGLI POLISHED STONE 3/4" SLAB 2CM Material Type: Marble Material Origin: Italy Acid Sensitivity: High TECH SPECS: FOR INSTALLATION OF MESH BACKED STONE IN WET AREAS, CONSULT YOUR FABRICATOR FOR RECOMMENDED INSTALLATION METHOD. ANY DECISION TO INSTALL CONTRARY TO THE MOST CURRENT MIA DIMENSION STONE DESIGN MANUAL PRACTICES IS SOLELY AT BUYERS DISCRETION. OPTIONS INCLUDE, BUT ARE NOT LIMITED TO, COMPLETE REMOVAL OF FIBERGLASS MESH BACK OR INSTALLING WITH EPOXY SETTING MATERIAL.		\$ 95.00 S/F 
	SLCVENP2	CALACATTA VENETO POLISHED STONE 3/4" SLAB 2CM THICK Material Type: Marble Material Origin: Italy Acid Sensitivity: High TECH SPECS: THE M.I.A. RECOMMENDS INSTALLING RESIN-BACKED STONE WITH EPOXY-BASED SETTING MATERIALS. CONSULT YOUR SETTING MATERIALS MANUFACTURER FOR SPECIFIC RECOMMENDATIONS.		\$ 73.50 S/F 

BX (IN BOLD), SOLD IN FULL BOXES
TEAL, SPECIAL ORDER ITEMS
PURPLE, IN-HOUSE FABRICATION

 LOT PHOTO APPROVAL
 INSTALLATION GUIDELINES

 COMMODITY PRICING
 CUSTOM CUTTING

STONE COLORS C

STONE



IMAGE	CODE	DESCRIPTION	LIST	U/M
	SLCVENP3	<p>CALACATTA VENETO POLISHED STONE 1-1/4" SLAB 3CM THICK</p> <p>Material Type: Marble Material Origin: Italy Acid Sensitivity: High</p> <p>TECH SPECS: THE M.I.A. RECOMMENDS INSTALLING RESIN-BACKED STONE WITH EPOXY-BASED SETTING MATERIALS. CONSULT YOUR SETTING MATERIALS MANUFACTURER FOR SPECIFIC RECOMMENDATIONS.</p>	\$ 98.00	S/F
	SVSCARB1224	<p>CARBON GREY VEIN CUT DEEP BRUSHED STONE 12" x 24" x 3/8" FIELD TILE</p> <p>EXPECT VARIATION</p> <p>TECH SPECS: INSTALL WITH MAPEI GRANIRAPID ONLY</p>	<p>2.0000 SF per PC 5.00 LB per SF 10.00 LB per PC 6 PC per BX 12.00 SF per BX 60.00 LB per BX</p>	\$ 16.00 S/F
	SLCARCP2	<p>CARIBBEAN CALCITE POLISHED STONE 3/4" SLAB 2CM THICK</p> <p>Material Type: Calcite/Marble Material Origin: Brazil Acid Sensitivity: Moderate</p> <p>TECH SPECS: THE M.I.A. RECOMMENDS INSTALLING RESIN-BACKED STONE WITH EPOXY-BASED SETTING MATERIALS. CONSULT YOUR SETTING MATERIALS MANUFACTURER FOR SPECIFIC RECOMMENDATIONS.</p>	\$ 58.00	S/F
	SLCISLP2	<p>CARIBBEAN ISLAND POLISHED STONE 3/4" SLAB 2CM THICK</p> <p>Material Type: Marble/Quartzite Blend Material Origin: Namibia Acid Sensitivity: Minimal</p> <p>TECH SPECS: THE M.I.A. RECOMMENDS INSTALLING RESINBACKED STONE WITH EPOXY-BASED SETTING MATERIALS. CONSULT YOUR SETTING MATERIALS MANUFACTURER FOR SPECIFIC RECOMMENDATIONS.</p>	\$ 57.00	S/F
	SLCSP3	<p>CARIBBEAN SEA POLISHED STONE 1-1/4" SLAB</p> <p>Material Type: Quartzite Material Origin: Brazil Acid Sensitivity: Minimal</p> <p>TECH SPECS: THE M.I.A. RECOMMENDS INSTALLING RESIN-BACKED STONE WITH EPOXY-BASED SETTING MATERIALS. CONSULT YOUR SETTING MATERIALS MANUFACTURER FOR SPECIFIC RECOMMENDATIONS</p>	\$ 69.00	S/F

BX (IN BOLD), SOLD IN FULL BOXES
 TEAL, SPECIAL ORDER ITEMS
 PURPLE, IN-HOUSE FABRICATION










LOT PHOTO APPROVAL
 INSTALLATION GUIDELINES

COMMODITY PRICING
 CUSTOM CUTTING

STONE COLORS C



STONE



IMAGE	CODE	DESCRIPTION	LIST	U/M
	SCBMP12	CHINA BLACK POLISHED STONE 12" x 12" x 3/8" FIELD TILE TECH SPECS: UN-SANDED GROUT IS RECOMMENDED FOR CHINA BLACK TECH SPECS: CHINA BLACK WILL EXHIBIT SURFACE SCRATCHING WHEN USED ON FLOORS, AND IN WET AREAS MAY DISCOLOR SLIGHTLY DUE TO SOAP RESIDUE OR MINERAL DEPOSITS.	1.0000 SF per PC 5.50 LB per SF 5.50 LB per PC 10 PC per BX 10.00 SF per BX 55.00 LB per BX	\$ 13.00 S/F 
	SECBOP1POL	OPUS 1 CHINA BLACK POLISHED STONE 1/2" x 12" x 3/4" BACCELLO MOLDING PROJECTION: 3/4	1.0000 LF per PC 0.50 LB per LF 0.50 LB per PC 28 PC per BX 28.00 LF per BX 14.00 LB per BX	\$ 10.00 EA
	MECBHX	CHINA BLACK POLISHED STONE 1-1/4" X 1-1/4" X 3/8 HEXAGON 3.0CM MOSAIC INTERLOCKING SHEET 3CM ROW INFO: 9 ROWS OF 11 (99 PIECES PER SHEET) SHEET COVERAGE AREA: 11-3/8" x 12" x 3/8" (0.9600 SF/PC) TECH SPECS: UN-SANDED GROUT IS RECOMMENDED FOR CHINA BLACK TECH SPECS: CHINA BLACK WILL EXHIBIT SURFACE SCRATCHING WHEN USED ON FLOORS, AND IN WET AREAS MAY DISCOLOR SLIGHTLY DUE TO SOAP RESIDUE OR MINERAL DEPOSITS.	0.9600 SF per PC 4.20 LB per SF 4.03 LB per PC 10 PC per BX 9.60 SF per BX 40.32 LB per BX	\$ 25.50 S/F 
	SLCLP3	CHOCOLATE LAB POLISHED STONE 1-1/4" SLAB Material Type: Granite Material Origin: Acid Sensitivity: Minimal TECH SPECS: THE M.I.A. RECOMMENDS INSTALLING RESIN-BACKED STONE WITH EPOXY-BASED SETTING MATERIALS. CONSULT YOUR SETTING MATERIALS MANUFACTURER FOR SPECIFIC RECOMMENDATIONS.		\$ 58.00 S/F 
	SLCLOQRTZL3	CIELO QUARTZITE LEATHER STONE 1-1/4" SLAB 3CM THICK Material Type: Quartzite Material Origin: Brazil Acid Sensitivity: Minimal TECH SPECS: THE M.I.A. RECOMMENDS INSTALLING RESIN-BACKED STONE WITH EPOXY-BASED SETTING MATERIALS. CONSULT YOUR SETTING MATERIALS MANUFACTURER FOR SPECIFIC RECOMMENDATIONS.		\$ 86.50 S/F 

BX (IN BOLD), SOLD IN FULL BOXES
TEAL, SPECIAL ORDER ITEMS
PURPLE, IN-HOUSE FABRICATION






 LOT PHOTO APPROVAL
 INSTALLATION GUIDELINES

 COMMODITY PRICING
 CUSTOM CUTTING

STONE COLORS C



STONE



IMAGE	CODE	DESCRIPTION	LIST	U/M
	SLCLOQRTZP3	<p>CIELO QUARTZITE POLISHED STONE 1-1/4" SLAB 3CM THICK Material Type: Quartzite Material Origin: Brazil Acid Sensitivity: Minimal</p> <p>TECH SPECS: THE M.I.A. RECOMMENDS INSTALLING RESIN-BACKED STONE WITH EPOXY-BASED SETTING MATERIALS. CONSULT YOUR SETTING MATERIALS MANUFACTURER FOR SPECIFIC RECOMMENDATIONS.</p>	\$ 91.00	S/F
	SCIGH1224	<p>CINDER GREY HONED STONE 12" x 24" x 3/8" FIELD TILE</p> <p>TECH SPECS: INSTALL WITH MAPEI GRANIRAPID SYSTEM</p>	<p>2.0000 SF per PC 5.40 LB per SF 10.80 LB per PC 6 PC per BX 12.00 SF per BX 64.80 LB per BX</p>	\$ 19.00 S/F
	SCIGPUNT1224	<p>PUNTI CINDER GREY BUSH HAMMERED STONE 12" x 24" x 3/8" FIELD TILE</p> <p>INSTALL WITH MAPEI GRANIRAPID SYSTEM</p> <p>TECH SPECS: INSTALL WITH MAPEI GRANIRAPID SYSTEM</p>	<p>2.0000 SF per PC 5.50 LB per SF 11.00 LB per PC 5 PC per BX 10.00 SF per BX 55.00 LB per BX</p>	\$ 27.00 S/F
	SCIGRP1224	<p>RAKED CINDER GREY MIXED FINISH STONE 12" x 24" x 3/8" FIELD TILE</p> <p>INSTALL WITH MAPEI GRANIRAPID SYSTEM</p> <p>TECH SPECS: INSTALL WITH MAPEI GRANIRAPID SYSTEM</p>	<p>2.0000 SF per PC 5.30 LB per SF 10.60 LB per PC 5 PC per BX 10.00 SF per BX 53.00 LB per BX</p>	\$ 27.00 S/F
	SCIGSCRAF1224	<p>SCRAFITTO CINDER GREY MIXED FINISH STONE 12" x 24" x 3/8" FIELD TILE</p> <p>INSTALL WITH MAPEI GRANIRAPID SYSTEM</p> <p>TECH SPECS: INSTALL WITH MAPEI GRANIRAPID SYSTEM</p>	<p>2.0000 SF per PC 5.30 LB per SF 10.60 LB per PC 5 PC per BX 10.00 SF per BX 53.00 LB per BX</p>	\$ 30.00 S/F

BX (IN BOLD), SOLD IN FULL BOXES
 TEAL, SPECIAL ORDER ITEMS
 PURPLE, IN-HOUSE FABRICATION

 LOT PHOTO APPROVAL
 INSTALLATION GUIDELINES

 COMMODITY PRICING
 CUSTOM CUTTING

STONE COLORS C

STONE



IMAGE	CODE	DESCRIPTION	LIST	U/M
	SVSCLVCB12X24	CLOUD VEIN CUT DEEP BRUSHED STONE 12" x 24" x 3/8" FIELD TILE EXPECT VARIATION; OCCASIONAL PINK VEINING MAY APPEAR, CROSS-VEINING TO BE EXPECTED TECH SPECS: INSTALL WITH MAPEI GRANIRAPID ONLY	2.0000 SF per PC 5.00 LB per SF 10.00 LB per PC 6 PC per BX 12.00 SF per BX 60.00 LB per BX	\$ 18.00 S/F
	SVSCLVCB1836	CLOUD VEIN CUT DEEP BRUSHED STONE 18" x 36" x 3/8" FIELD TILE CROSS-VEINING TO BE EXPECTED TECH SPECS: INSTALL WITH MAPEI GRANIRAPID ONLY	4.5000 SF per PC 4.94 LB per SF 22.23 LB per PC 4 PC per BX 18.00 SF per BX 88.92 LB per BX	\$ 20.00 S/F
	SVSCLVCBCHEV	CHEVRON CLOUD DEEP BRUSHED STONE STRAIGHT EDGE 6" x 24" x 3/8" FIELD TILE TWO PIECE PATTERN A & B EXPECT VARIATION; OCCASIONAL PINK VEINING MAY APPEAR, CROSS-VEINING TO BE EXPECTED Parts A & B are packed separately. 12-pcs/box-Part A and 12-pc/box Part B. Sold as complete units in increments of 20.16-square feet.	0.8400 SF per PC 4.60 LB per SF 3.86 LB per PC 24 PC per BX 20.16 SF per BX 92.74 LB per BX	\$ 22.00 S/F
	SCLDHCHL1	CHELSEA 1 CLOUD HONED STONE 3/4" x 12" x 3/4" LINER MOLDING PROJECTION: 3/4"	1.0000 LF per PC 0.67 LB per LF 0.67 LB per PC 45 PC per BX 45.00 LF per BX 30.15 LB per BX	\$ 12.00 EA
	SCLDHCHL2	CHELSEA 2 CLOUD HONED STONE 1-1/4" x 12" x 3/4" LINER MOLDING PROJECTION: 3/4"	1.0000 LF per PC 0.97 LB per LF 0.97 LB per PC 30 PC per BX 30.00 LF per BX 29.10 LB per BX	\$ 15.00 EA

BX (IN BOLD), SOLD IN FULL BOXES
 TEAL, SPECIAL ORDER ITEMS
 PURPLE, IN-HOUSE FABRICATION






LOT PHOTO APPROVAL
 INSTALLATION GUIDELINES

COMMODITY PRICING
 CUSTOM CUTTING

STONE COLORS C



STONE



IMAGE	CODE	DESCRIPTION	LIST	U/M
	SECLDOP1	OPUS 1 CLOUD HONED STONE 1/2" x 12" x 3/4" BACCELLO MOLDING PROJECTION: 3/4" TECH SPECS: STONE MAY DARKEN WHEN USED IN WET AREAS.	1.0000 LF per PC 0.50 LB per LF 0.50 LB per PC 28 PC per BX 28.00 LF per BX 14.00 LB per BX	\$ 11.00 EA
	SECLDOP3	OPUS 3 CLOUD HONED STONE 1-7/8" x 12" x 1/2" CORNICE MOLDING PROJECTION: 1-1/8" TECH SPECS: STONE MAY DARKEN WHEN USED IN WET AREAS.	1.0000 LF per PC 1.60 LB per LF 1.60 LB per PC 18 PC per BX 18.00 LF per BX 28.80 LB per BX	\$ 27.00 EA
	SVSCLDBHX3 SPECIAL ORDER	CLOUD BRUSHED STONE 1-1/4" X 1-1/4" X 3/8 HEXAGON 3.0CM MOSAIC INTERLOCKING SHEET 3 CM ROW INFO: 9 ROWS OF 11 (99 PIECES PER SHEET) SHEET COVERAGE AREA: 12-1/8" x 11-3/8" x 3/8" (0.9600 SF/PC) min. qty: 48 SF lead time: 90 days	0.9600 SF per PC 3.91 LB per SF 3.75 LB per PC 10 PC per BX 9.60 SF per BX 37.54 LB per BX	\$ 20.00 S/F
	SVSCLDBRB	CLOUD BRUSHED STONE 3/8" X 1-3/16 ROMAN BRICK MOSAIC INTERLOCKING SHEET ROW INFO: 24 ROWS OF 9 (216 PIECES PER SHEET) SHEET COVERAGE AREA: 11-1/4" x 11-1/16" x 3/8" (0.8700 SF/PC)	0.8700 SF per PC	\$ 20.00 S/F
	SVSCLVCMB212	CLOUD VEIN CUT DEEP BRUSHED STONE 2" X 12" X 3/8 CHEVRON MOSAIC 4 ROWS OF 2 (8 PIECES PER SHEET) SHEET COVERAGE AREA: 10-7/16" x 17-1/16" x 3/8" (1.2400 SF/PC) EXPECT VARIATION; OCCASIONAL PINK VEINING MAY APPEAR	1.2400 SF per PC 5.90 LB per SF 7.32 LB per PC 8 PC per BX 9.92 SF per BX 58.53 LB per BX	\$ 22.00 S/F

BX (IN BOLD), SOLD IN FULL BOXES
TEAL, SPECIAL ORDER ITEMS
PURPLE, IN-HOUSE FABRICATION






 LOT PHOTO APPROVAL
 INSTALLATION GUIDELINES

 COMMODITY PRICING
 CUSTOM CUTTING

STONE COLORS C



STONE



IMAGE	CODE	DESCRIPTION	LIST	U/M
	SLCLVCVSB2	CLOUD VEIN CUT DEEP BRUSHED STONE 3/4" SLAB 2CM THICK Material Type: Limestone Material Origin: China Acid Sensitivity: High EXPECT VARIATION; OCCASIONAL PINK VEINING MAY APPEAR	\$ 28.50	S/F
	SLCPDNL3	COPPER DUNE LEATHER STONE 1-1/4" SLAB 3CM THICK Material Type: Quartzite Material Origin: Acid Sensitivity: TECH SPECS: THE M.I.A. RECOMMENDS INSTALLING RESIN-BACKED STONE WITH EPOXY-BASED SETTING MATERIALS. CONSULT YOUR SETTING MATERIALS MANUFACTURER FOR SPECIFIC RECOMMENDATIONS.	\$ 89.00	S/F
	SLCPDNP3	COPPER DUNE POLISHED STONE 1-1/4" SLAB 3CM THICK Material Type: Quartzite Material Origin: Acid Sensitivity: TECH SPECS: THE M.I.A. RECOMMENDS INSTALLING RESIN-BACKED STONE WITH EPOXY-BASED SETTING MATERIALS. CONSULT YOUR SETTING MATERIALS MANUFACTURER FOR SPECIFIC RECOMMENDATIONS.	\$ 85.00	S/F
	SLCORTL3	CORTECCIA LEATHER STONE 1-1/4" SLAB 3CM THICK Material Type: Quartzite Material Origin: Brazil Acid Sensitivity: High TECH SPECS: THE M.I.A. RECOMMENDS INSTALLING RESIN-BACKED STONE WITH EPOXY-BASED SETTING MATERIALS. CONSULT YOUR SETTING MATERIALS MANUFACTURER FOR SPECIFIC RECOMMENDATIONS.	\$ 80.00	S/F
	SCOVORP1224	COVELANO ORO POLISHED STONE ARIS EDGE 12" x 24" x 3/8" FIELD TILE	2.0000 SF per PC 5.73 LB per SF 11.46 LB per PC 5 PC per BX 10.00 SF per BX 57.30 LB per BX	\$ 43.00 S/F

BX (IN BOLD), SOLD IN FULL BOXES
 TEAL, SPECIAL ORDER ITEMS
 PURPLE, IN-HOUSE FABRICATION











 LOT PHOTO APPROVAL
 INSTALLATION GUIDELINES

 COMMODITY PRICING
 CUSTOM CUTTING

STONE COLORS C



STONE



IMAGE	CODE	DESCRIPTION	LIST	U/M
	SLCOVORP2	COVELANO ORO POLISHED STONE 3/4" SLAB 2CM THICK Material Type: Marble Material Origin: Italy Acid Sensitivity: High	\$ 98.00	S/F 
	SLCOVSLGVP2	COVELANO SILVER/GOLD VEIN POLISHED STONE 3/4" SLAB 2CM THICK Material Type: Marble Material Origin: Italy Acid Sensitivity: High TECH SPECS: THE M.I.A. RECOMMENDS INSTALLING RESINBACKED STONE WITH EPOXY-BASED SETTING MATERIALS. CONSULT YOUR SETTING MATERIALS MANUFACTURER FOR SPECIFIC RECOMMENDATIONS	\$ 70.00	S/F 
	SLCOVSLP2	COVELANO SILVER POLISHED STONE 3/4" SLAB 2CM THICK Material Type: Marble Material Origin: Italy Acid Sensitivity: High	\$ 61.50	S/F 
	SCRLH18	CREMA LUNA HONED STONE 18" x 18" x 3/8" FIELD TILE TECH SPECS: INSTALL WITH MAPEI GRANIRAPID ONLY	\$ 22.00	S/F 
	ESPPOLCM12	CREMA MARFIL POLISHED STONE 12" x 12" x 3/8" FIELD TILE TECH SPECS: MAY HAVE A MESH BACKING; SELECT SETTING MATERIALS ACCORDINGLY	\$ 15.50	S/F 

BX (IN BOLD), SOLD IN FULL BOXES
 TEAL, SPECIAL ORDER ITEMS
 PURPLE, IN-HOUSE FABRICATION

 LOT PHOTO APPROVAL
 INSTALLATION GUIDELINES

 COMMODITY PRICING
 CUSTOM CUTTING

STONE COLORS C



STONE



IMAGE	CODE	DESCRIPTION	LIST	U/M
	SCMPCHL1	CHELSEA 1 CREMA MARFIL POLISHED STONE 3/4" x 12" x 3/4" LINER MOLDING PROJECTION: 3/4	1.0000 LF per PC 0.66 LB per LF 0.66 LB per PC 45 PC per BX 45.00 LF per BX 29.70 LB per BX	\$ 16.00 EA
	SCMPCHL2	CHELSEA 2 CREMA MARFIL POLISHED STONE 1-1/4" x 12" x 3/4" LINER MOLDING PROJECTION: 3/4	1.0000 LF per PC 0.91 LB per LF 0.91 LB per PC 20 PC per BX 20.00 LF per BX 18.20 LB per BX	\$ 20.00 EA
	SECMOP1POL	OPUS 1 CREMA MARFIL POLISHED STONE 1/2" x 12" x 3/4" BACCELLO MOLDING PROJECTION: 3/4	1.0000 LF per PC 0.50 LB per LF 0.50 LB per PC 28 PC per BX 28.00 LF per BX 14.00 LB per BX	\$ 17.80 EA 
	SMNSINPCM	SINUOUS CREMA MARFIL POLISHED STONE MOSAIC INTERLOCKING SHEET SHEET COVERAGE AREA: 11-3/8" x 11-3/8" x 3/8" (0.8900 SF/PC) SUITABLE FOR CARPET CUTTING TECH SPECS: VARIATION MAY INCLUDE SOME CLUSTERING OF COLOR	0.8900 SF per PC 4.47 LB per SF 3.98 LB per PC 10 PC per BX 8.90 SF per BX 39.78 LB per BX	\$ 75.00 S/F
	SLCMP2	CREMA MARFIL POLISHED STONE 3/4" SLAB 2CM THICK Material Type: Marble/Limestone Material Origin: Spain Acid Sensitivity: High LOCAL DELIVERIES ONLY - NOT SUITABLE FOR LTL SHIPMENTS!		\$ 23.00 S/F 

BX (IN BOLD), SOLD IN FULL BOXES
 TEAL, SPECIAL ORDER ITEMS
 PURPLE, IN-HOUSE FABRICATION



 LOT PHOTO APPROVAL
 INSTALLATION GUIDELINES

 COMMODITY PRICING
 CUSTOM CUTTING

STONE COLORS C

STONE



IMAGE	CODE	DESCRIPTION	LIST	U/M
	SMXHORP2	<p>HORTA CREME POLISHED STONE MOSAIC INTERLOCKING SHEET SHEET COVERAGE AREA: 16" x 16" x 3/8" (1.7800 SF/PC)</p> <p>crema marfil polished background, thassos polished lines, thassos polished dots</p> <p>TECH SPECS: DRY LAYING OF THIS PRODUCT PRIOR TO INSTALLATION IS RECOMMENDED</p>	<p>1.7800 SF per PC</p> <p>4.31 LB per SF</p> <p>7.67 LB per PC</p> <p>5 PC per BX</p> <p>8.90 SF per BX</p> <p>38.36 LB per BX</p>	\$ 90.00 S/F
	SLCRSTLLP2	<p>CRISTALLO POLISHED STONE 3/4" SLAB 2CM THICK</p> <p>Material Type: Quartzite Material Origin: Brazil Acid Sensitivity: Minimal</p> <p>TECH SPECS: THE M.I.A. RECOMMENDS INSTALLING RESIN-BACKED STONE WITH EPOXY-BASED SETTING MATERIALS. CONSULT YOUR SETTING MATERIALS MANUFACTURER FOR SPECIFIC RECOMMENDATIONS</p>		\$ 131.50 S/F

BX (IN BOLD), SOLD IN FULL BOXES
 TEAL, SPECIAL ORDER ITEMS
 PURPLE, IN-HOUSE FABRICATION







 LOT PHOTO APPROVAL
 INSTALLATION GUIDELINES

 COMMODITY PRICING
 CUSTOM CUTTING

STONE COLORS D

STONE



IMAGE	CODE	DESCRIPTION	LIST	U/M
	SDIMH18	DANBY IMPERIAL HONED STONE 18" x 18" x 3/8" FIELD TILE QUARRIED IN DANBY, VT, USA, LESS THAN 500 MILES FROM NEW YORK CITY	2.2500 SF per PC 6.42 LB per SF 14.45 LB per PC 6 PC per BX 13.50 SF per BX 86.67 LB per BX	\$ 42.50 S/F 
	SDIMSLH3	DANBY IMPERIAL HONED STONE 1-1/4" SLAB 3CM THICK Material Type: Marble Material Origin: United States Acid Sensitivity: High QUARRIED IN DANBY, VT, USA, LESS THAN 500 MILES FROM NEW YORK CITY		\$ 100.00 S/F 
	SLDVP2	DOLCE VITA POLISHED STONE 3/4" SLAB 2CM THICK Material Type: Quartzite Material Origin: Australia Acid Sensitivity: Moderate TECH SPECS: THE M.I.A. RECOMMENDS INSTALLING RESIN-BACKED STONE WITH EPOXY-BASED SETTING MATERIALS. CONSULT YOUR SETTING MATERIALS MANUFACTURER FOR SPECIFIC RECOMMENDATIONS		\$ 61.50 S/F 

BX (IN BOLD), SOLD IN FULL BOXES
 TEAL, SPECIAL ORDER ITEMS
 PURPLE, IN-HOUSE FABRICATION

 LOT PHOTO APPROVAL
 INSTALLATION GUIDELINES

 COMMODITY PRICING
 CUSTOM CUTTING

STONE COLORS E

STONE



IMAGE	CODE	DESCRIPTION	LIST	U/M
	SLELBRNL2	<p>ELEGANT BROWN LEATHER STONE 3/4" SLAB 2CM THICK</p> <p>Material Type: Quartzite Material Origin: Brazil Acid Sensitivity: High</p> <p>TECH SPECS: THE M.I.A. RECOMMENDS INSTALLING RESINBACKED STONE WITH EPOXY-BASED SETTING MATERIALS. CONSULT YOUR SETTING MATERIALS MANUFACTURER FOR SPECIFIC RECOMMENDATIONS</p>	\$ 67.00	S/F
	SLELBRNP2	<p>ELEGANT BROWN POLISHED STONE 3/4" SLAB 2CM THICK</p> <p>Material Type: Quartzite Material Origin: Brazil Acid Sensitivity: High</p> <p>TECH SPECS: THE M.I.A. RECOMMENDS INSTALLING RESINBACKED STONE WITH EPOXY-BASED SETTING MATERIALS. CONSULT YOUR SETTING MATERIALS MANUFACTURER FOR SPECIFIC RECOMMENDATIONS</p>	\$ 67.00	S/F
	SLEMRLDQP3	<p>EMERALD QUARTZITE POLISHED STONE 1-1/4" SLAB 3CM THICK</p> <p>Material Type: Quartzite Material Origin: Brazil Acid Sensitivity: Minimal</p> <p>TECH SPECS: THE M.I.A. RECOMMENDS INSTALLING RESINBACKED STONE WITH EPOXY-BASED SETTING MATERIALS. CONSULT YOUR SETTING MATERIALS MANUFACTURER FOR SPECIFIC RECOMMENDATIONS</p>	\$ 110.00	S/F
	SLERMVCP2	<p>ERAMOSA VEIN CUT POLISHED STONE 3/4" SLAB 2CM THICK</p> <p>Material Type: Limestone Material Origin: Canada Acid Sensitivity: High</p> <p>TECH SPECS: THE M.I.A. RECOMMENDS INSTALLING RESINBACKED STONE WITH EPOXY-BASED SETTING MATERIALS. CONSULT YOUR SETTING MATERIALS MANUFACTURER FOR SPECIFIC RECOMMENDATIONS</p>	\$ 64.00	S/F

BX (IN BOLD), SOLD IN FULL BOXES
TEAL, SPECIAL ORDER ITEMS
PURPLE, IN-HOUSE FABRICATION




LOT PHOTO APPROVAL
 INSTALLATION GUIDELINES

COMMODITY PRICING
 CUSTOM CUTTING

STONE COLORS F



STONE



IMAGE	CODE	DESCRIPTION	LIST	U/M
	SLWFANP2	FANTASY WHITE POLISHED STONE 3/4" SLAB 2CM THICK Material Type: Quartzite Material Origin: Brazil Acid Sensitivity: Minimal TECH SPECS: THE M.I.A. RECOMMENDS INSTALLING RESIN-BACKED STONE WITH EPOXY-BASED SETTING MATERIALS. CONSULT YOUR SETTING MATERIALS MANUFACTURER FOR SPECIFIC RECOMMENDATIONS	\$ 65.00	S/F 
	SFERH1224	FERRARA VEIN CUT HONED STONE 12" x 24" x 3/8" FIELD TILE	2.0000 SF per PC 5.50 LB per SF 11.00 LB per PC 6 PC per BX 12.00 SF per BX 66.00 LB per BX	\$ 36.00 S/F 
	SLFERH2	FERRARA HONED STONE 3/4" SLAB 2CM THICK Material Type: Marble Material Origin: Italy Acid Sensitivity: High TECH SPECS: THE M.I.A. RECOMMENDS INSTALLING RESIN-BACKED STONE WITH EPOXY-BASED SETTING MATERIALS. CONSULT YOUR SETTING MATERIALS MANUFACTURER FOR SPECIFIC RECOMMENDATIONS	\$ 90.00	S/F 
	SLFERP2	FERRARA POLISHED STONE 3/4" SLAB 2CM THICK Material Type: Marble Material Origin: Italy Acid Sensitivity: High TECH SPECS: THE M.I.A. RECOMMENDS INSTALLING RESIN-BACKED STONE WITH EPOXY-BASED SETTING MATERIALS. CONSULT YOUR SETTING MATERIALS MANUFACTURER FOR SPECIFIC RECOMMENDATIONS	\$ 80.00	S/F 
	SLFWDKL3	FUSION WOW DARK LEATHER STONE 1-1/4" SLAB 3 CM SLAB Material Type: Quartzite Material Origin: Brazil Acid Sensitivity: Minimal TECH SPECS: THE M.I.A. RECOMMENDS INSTALLING RESIN-BACKED STONE WITH EPOXY-BASED SETTING MATERIALS. CONSULT YOUR SETTING MATERIALS MANUFACTURER FOR SPECIFIC RECOMMENDATIONS	\$ 135.00	S/F 

BX (IN BOLD), SOLD IN FULL BOXES
 TEAL, SPECIAL ORDER ITEMS
 PURPLE, IN-HOUSE FABRICATION






 LOT PHOTO APPROVAL
 INSTALLATION GUIDELINES

 COMMODITY PRICING
 CUSTOM CUTTING

STONE COLORS F



STONE



IMAGE	CODE	DESCRIPTION	LIST	U/M
	SLFWDKP3	<p>FUSION WOW DARK POLISHED STONE 1-1/4" SLAB 3 CM SLAB</p> <p>Material Type: Quartzite Material Origin: Brazil Acid Sensitivity: Minimal</p> <p>TECH SPECS: THE M.I.A. RECOMMENDS INSTALLING RESINBACKED STONE WITH EPOXY-BASED SETTING MATERIALS. CONSULT YOUR SETTING MATERIALS MANUFACTURER FOR SPECIFIC RECOMMENDATIONS</p>	\$ 135.00	S/F
	SLFWLTL3	<p>FUSION WOW LIGHT LEATHER STONE 1-1/4" SLAB 3CM SLAB</p> <p>Material Type: Quartzite Material Origin: Brazil Acid Sensitivity:</p>	\$ 135.00	S/F
	SLFWLTP3	<p>FUSION WOW LIGHT POLISHED STONE 1-1/4" SLAB 3CM SLAB</p> <p>Material Type: Quartzite Material Origin: Brazil Acid Sensitivity:</p> <p>TECH SPECS: THE M.I.A. RECOMMENDS INSTALLING RESINBACKED STONE WITH EPOXY-BASED SETTING MATERIALS. CONSULT YOUR SETTING MATERIALS MANUFACTURER FOR SPECIFIC RECOMMENDATIONS</p>	\$ 135.00	S/F
	SLFWMP2	<p>FUSION WOW MULTICOLOR POLISHED STONE 3/4" SLAB 2CM SLAB</p> <p>Material Type: Quartzite Material Origin: Acid Sensitivity:</p> <p>TECH SPECS: THE M.I.A. RECOMMENDS INSTALLING RESIN-BACKED STONE WITH EPOXY-BASED SETTING MATERIALS. CONSULT YOUR SETTING MATERIALS MANUFACTURER FOR SPECIFIC RECOMMENDATIONS</p>	\$ 105.00	S/F
	SLFWMP3	<p>FUSION WOW MULTICOLOR POLISHED STONE 1-1/4" SLAB 3CM SLAB</p> <p>Material Type: Quartzite Material Origin: Brazil Acid Sensitivity: Minimal</p> <p>TECH SPECS: THE M.I.A. RECOMMENDS INSTALLING RESIN-BACKED STONE WITH EPOXY-BASED SETTING MATERIALS. CONSULT YOUR SETTING MATERIALS MANUFACTURER FOR SPECIFIC RECOMMENDATIONS</p>	\$ 135.00	S/F

BX (IN BOLD), SOLD IN FULL BOXES
TEAL, SPECIAL ORDER ITEMS
PURPLE, IN-HOUSE FABRICATION










 LOT PHOTO APPROVAL
 INSTALLATION GUIDELINES

 COMMODITY PRICING
 CUSTOM CUTTING

STONE COLORS G



STONE



IMAGE	CODE	DESCRIPTION	LIST	U/M
	SGGH18	GALAXY GREY HONED STONE ARIS EDGE 18" x 18" x 3/8" FIELD TILE TECH SPECS: INSTALL WITH MAPEI GRANIRAPID SYSTEM TECH SPECS: TAILORED TO: 2" (5CM) SMALLEST CUSTOM SIZE	2.2500 SF per PC 5.20 LB per SF 11.70 LB per PC 5 PC per BX 11.25 SF per BX 58.50 LB per BX	\$ 20.00 S/F 
	SLGGH3	GALAXY GREY HONED STONE 1-1/4" SLAB 3CM THICK Material Type: Granite Material Origin: China Acid Sensitivity: Minimal		\$ 65.00 S/F 
	SGIBA1236	GIBRALTAR ANTIQUED STONE 12" x 36" x 3/8" FIELD TILE	3.0000 SF per PC 6.07 LB per SF 18.21 LB per PC 3 PC per BX 9.00 SF per BX 54.63 LB per BX	\$ 23.00 S/F 
	SGIBB1236	GIBRALTAR BRUSHED STONE 12" x 36" x 3/8" FIELD TILE	3.0000 SF per PC 6.07 LB per SF 18.21 LB per PC 3 PC per BX 9.00 SF per BX 54.63 LB per BX	\$ 23.00 S/F 
	SEGIBOP1	OPUS 1 GIBRALTAR HONED STONE 1/2" x 12" x 3/4" BACCELLO MOLDING PROJECTION: 3/4"	1.0000 LF per PC 0.50 LB per LF 0.50 LB per PC 35 PC per BX 35.00 LF per BX 17.50 LB per BX	\$ 16.00 EA

BX (IN BOLD), SOLD IN FULL BOXES
 TEAL, SPECIAL ORDER ITEMS
 PURPLE, IN-HOUSE FABRICATION






 LOT PHOTO APPROVAL
 INSTALLATION GUIDELINES

 COMMODITY PRICING
 CUSTOM CUTTING

STONE COLORS G



STONE



IMAGE	CODE	DESCRIPTION	LIST	U/M
	SEGIBOP3A	OPUS 3A GIBRALTAR HONED STONE 1-9/16" x 12" x 1" CORNICE MOLDING PROJECTION: 1"	1.0000 LF per PC 1.40 LB per LF 1.40 LB per PC 35 PC per BX 35.00 LF per BX 49.00 LB per BX	\$ 18.00 EA
	SLGMP2	GIOIA MOSCHETTATO POLISHED STONE 3/4" SLAB 2CM THICK Material Type: Marble Material Origin: Italy Acid Sensitivity: High		\$ 22.00 S/F 
	SLGMP3	GIOIA MOSCHETTATO POLISHED STONE 1-1/4" SLAB 3CM THICK Material Type: Marble Material Origin: Italy Acid Sensitivity: High		\$ 31.00 S/F 
	SLGDP3	GLACIAL FROST POLISHED STONE 1-1/4" SLAB Material Type: Quartzite Material Origin: Brazil Acid Sensitivity: Moderate TECH SPECS: THE M.I.A. RECOMMENDS INSTALLING RESIN-BACKED STONE WITH EPOXY-BASED SETTING MATERIALS. CONSULT YOUR SETTING MATERIALS MANUFACTURER FOR SPECIFIC RECOMMENDATIONS		\$ 80.00 S/F 
	SLGWP2	GODDESS WHITE POLISHED STONE 3/4" SLAB 2CM THICK Material Type: Marble Material Origin: Viet Nam Acid Sensitivity: High		\$ 51.00 S/F 

BX (IN BOLD), SOLD IN FULL BOXES
TEAL, SPECIAL ORDER ITEMS
PURPLE, IN-HOUSE FABRICATION






 LOT PHOTO APPROVAL
 INSTALLATION GUIDELINES

 COMMODITY PRICING
 CUSTOM CUTTING

STONE COLORS G



STONE



IMAGE	CODE	DESCRIPTION	LIST	U/M
	SLGWP3	GODDESS WHITE POLISHED STONE 1-1/4" SLAB 3CM THICK Material Type: Marble Material Origin: Viet Nam Acid Sensitivity: High	\$ 78.00	S/F
	SGRAFW1224	GRAFITE WAXED STONE 12" x 24" x 3/8" FIELD TILE TECH SPECS: MUST BE INSTALLED WITH MAPEI GRANIRAPID	2.0000 SF per PC 5.35 LB per SF 10.70 LB per PC 6 PC per BX 12.00 SF per BX 64.20 LB per BX	\$ 41.50 S/F
	SGRAFWL	GRAFITE WAXED STONE 1/2" x 12" x 3/4" BACCELLO MOLDING PROJECTION: 3/4" TECH SPECS: INSTALL WITH MAPEI GRANIRAPID SYSTEM	1.0000 LF per PC 0.50 LB per LF 0.50 LB per PC 40 PC per BX 40.00 LF per BX 20.00 LB per BX	\$ 23.00 EA
	STEXGRFCEVMX	CHEVRON GRAFITE MIXED FINISH STONE MOSAIC INTERLOCKING SHEET PARTS A AND B SHEET COVERAGE AREA: 13-7/8" x 7-1/8" x 3/8" (0.6900 SF/PC) VARYING PIECES OF 5" LENGTH SOLD IN FULL BOXES OF A AND B SETS FOR MORE RANDOM LAYOUT	0.6900 SF per PC 4.93 LB per SF 3.40 LB per PC 8 PC per BX 5.52 SF per BX 27.21 LB per BX	\$ 53.50 S/F
	STEXGRFHExMX	HEXAGON GRAFITE MIXED FINISH STONE 1-1/4" X 1-1/4" MOSAIC INTERLOCKING SHEET ROW INFO: 9 ROWS OF 10 (90 PIECES PER SHEET) SHEET COVERAGE AREA: 11-5/8" x 12-1/16" x 3/8" (0.9700 SF/PC) TECH SPECS: MUST INSTALL WITH MAPEI GRANIRAPID	0.9700 SF per PC 4.75 LB per SF 4.61 LB per PC 11 PC per BX 10.67 SF per BX 50.68 LB per BX	\$ 50.00 S/F

BX (IN BOLD), SOLD IN FULL BOXES
 TEAL, SPECIAL ORDER ITEMS
 PURPLE, IN-HOUSE FABRICATION

 LOT PHOTO APPROVAL
 INSTALLATION GUIDELINES

 COMMODITY PRICING
 CUSTOM CUTTING

STONE COLORS G

STONE



IMAGE	CODE	DESCRIPTION	LIST	U/M	
	SLGRFITP2	<p>GRAFITE POLISHED STONE 3/4" SLAB 2CM THICK</p> <p>Material Type: Marble Material Origin: (Manufactured in) Italy Acid Sensitivity: Moderate</p> <p>TECH SPECS: THE M.I.A. RECOMMENDS INSTALLING RESIN-BACKED STONE WITH EPOXY-BASED SETTING MATERIALS. CONSULT YOUR SETTING MATERIALS MANUFACTURER FOR SPECIFIC RECOMMENDATIONS</p>	\$ 36.00	S/F	
	SLGRFITP3	<p>GRAFITE POLISHED STONE 1-1/4" SLAB 3CM THICK</p> <p>Material Type: Marble Material Origin: (Manufactured in) Italy Acid Sensitivity: Moderate</p> <p>TECH SPECS: THE M.I.A. RECOMMENDS INSTALLING RESIN-BACKED STONE WITH EPOXY-BASED SETTING MATERIALS. CONSULT YOUR SETTING MATERIALS MANUFACTURER FOR SPECIFIC RECOMMENDATIONS</p>	\$ 51.00	S/F	
	SLGBP2	<p>GREEN BAMBOO POLISHED STONE 3/4" SLAB</p> <p>Material Type: Quartzite Material Origin: Brazil Acid Sensitivity: Minimal</p> <p>TECH SPECS: THE M.I.A. RECOMMENDS INSTALLING RESIN-BACKED STONE WITH EPOXY-BASED SETTING MATERIALS. CONSULT YOUR SETTING MATERIALS MANUFACTURER FOR SPECIFIC RECOMMENDATIONS</p>	\$ 64.00	S/F	
	SSUMTGFMX	<p>SUMMIT GREY FOUSSANA MIXED FINISH STONE 11-15/16" x 8-7/8" x 3/8" FIELD DECORATIVE INTERLOCKING MESHED SHEET</p> <p>TECH SPECS: MUST BE INSTALLED WITH MAPEI GRANIRAPID SYSTEM</p>	<p>0.7300 SF per PC</p> <p>5.22 LB per SF</p> <p>3.81 LB per PC</p> <p>10 PC per BX</p> <p>7.30 SF per BX</p> <p>38.11 LB per BX</p>	\$ 75.00	S/F
	SGRYSGFM24	<p>GRAYSON GREY FOUSSANA MIXED FINISH STONE 22-15/16" x 21-5/8" x 11/16" FIELD DIMENSIONAL</p> <p>CRATED MATERIAL; PACKED TO ORDER ***INCLUDE 1 PC. SMGRYSNJIG, GRAYSON JIG TOOL FOR EVERY 4 PCS (13.72 SF) OF GRAYSON WITH EVERY ORDER***</p> <p>TECH SPECS: DO NOT USE COLOR ENHANCER. ANGLED SURFACE, THICKNESS RANGES FROM 1/4" TO 11/16". PLEASE USE BAG GROUT TECH SPECS: CHECK PATTERN ORIENTATION AND FOLLOW DRAWING</p>	<p>3.4300 SF per PC</p> <p>4.94 LB per SF</p> <p>16.94 LB per PC</p> <p>1 PC per BX</p> <p>3.43 SF per BX</p> <p>16.94 LB per BX</p>	\$ 191.00	S/F

BX (IN BOLD), SOLD IN FULL BOXES
 TEAL, SPECIAL ORDER ITEMS
 PURPLE, IN-HOUSE FABRICATION

LOT PHOTO APPROVAL
 INSTALLATION GUIDELINES

COMMODITY PRICING
 CUSTOM CUTTING

STONE COLORS G

STONE



IMAGE	CODE	DESCRIPTION	LIST	U/M
	SPANGRF1224	PANNELLI GREY FOUSSANA TEXTURED STONE 12" x 24" x 3/8" FIELD DIMENSIONAL WALL ONLY TECH SPECS: PANNELLI IS ASYMMETRICAL, MAINTAIN ORIENTATION OF PIECES FOR CONTINUITY OF PATTERN. TECH SPECS: MUST BE INSTALLED WITH MAPEI GRANIRAPID SYSTEM	2.0000 SF per PC 4.50 LB per SF 9.00 LB per PC 6 PC per BX 12.00 SF per BX 54.00 LB per BX	\$ 50.00 S/F
	TUGRFSHON12	GREY FOUSSANA HONED STONE 12" x 12" x 3/8" FIELD TILE TECH SPECS: INSTALL WITH MAPEI GRANIRAPID ONLY	1.0000 SF per PC 6.00 LB per SF 6.00 LB per PC 10 PC per BX 10.00 SF per BX 60.00 LB per BX	\$ 22.25 S/F
	SGRFSH18	GREY FOUSSANA HONED STONE 18" x 18" x 3/8" FIELD TILE TECH SPECS: INSTALL WITH MAPEI GRANIRAPID ONLY	2.2500 SF per PC 6.00 LB per SF 13.50 LB per PC 6 PC per BX 13.50 SF per BX 81.00 LB per BX	\$ 25.00 S/F
	SGRFH1836	GREY FOUSSANA HONED STONE 18" x 36" x 3/8" FIELD TILE CRATED MATERIAL; PACKED TO ORDER TECH SPECS: INSTALL WITH MAPEI GRANIRAPID ONLY	4.5000 SF per PC 5.30 LB per SF 23.85 LB per PC 2 PC per BX 9.00 SF per BX 47.70 LB per BX	\$ 27.00 S/F
	STEXGRF918	TEXTURA GREY FOUSSANA TEXTURED STONE 9" x 18" x 3/8" FIELD TILE TECH SPECS: INSTALL WITH MAPEI GRANIRAPID ONLY; DO NOT USE COLOR ENHANCER	1.1250 SF per PC 5.00 LB per SF 5.63 LB per PC 6 PC per BX 6.75 SF per BX 33.75 LB per BX	\$ 40.00 S/F

BX (IN BOLD), SOLD IN FULL BOXES
 TEAL, SPECIAL ORDER ITEMS
 PURPLE, IN-HOUSE FABRICATION

LOT PHOTO APPROVAL
 INSTALLATION GUIDELINES

COMMODITY PRICING
 CUSTOM CUTTING

STONE COLORS G

STONE



IMAGE	CODE	DESCRIPTION	LIST	U/M
	SGRFLHBAC	GREY FOUSSANA HONED STONE 5/8" x 12" x .75 BACCELLO MOLDING ONE LONG SIDE HONED TECH SPECS: INSTALL WITH MAPEI GRANIRAPID ONLY	1.0000 LF per PC 0.50 LB per LF 0.50 LB per PC 40 PC per BX 40.00 LF per BX 20.00 LB per BX	\$ 18.00 EA
	SGRFHCHL1	CHELSEA 1 GREY FOUSSANA HONED STONE 3/4" x 12" x 3/4" LINER MOLDING PROJECTION: 3/4" TECH SPECS: INSTALL WITH MAPEI GRANIRAPID ONLY	1.0000 LF per PC 0.54 LB per LF 0.54 LB per PC 20 PC per BX 20.00 LF per BX 10.80 LB per BX	\$ 14.00 EA
	SEGFOP1	OPUS 1 GREY FOUSSANA HONED STONE 1/2" x 12" x 3/4" BACCELLO MOLDING PROJECTION: 3/4"	1.0000 LF per PC 5.00 LB per LF 5.00 LB per PC 28 PC per BX 28.00 LF per BX 140.00 LB per BX	\$ 15.00 EA
	SELVGRFMH6X12	ELEVATIONS GREY FOUSSANA HONED STONE MOSAIC DIMENSIONAL SHEET COVERAGE AREA: 6" x 12" x 3/4" (0.5000 SF/PC) THICKNESS VARIES TECH SPECS: LEAVE UNGROUTED; NOT RECOMMENDED FOR USE IN SHOWERS	0.5000 SF per PC 5.50 LB per SF 2.75 LB per PC 12 PC per BX 6.00 SF per BX 33.00 LB per BX	\$ 49.00 S/F
	STEXGFCEVMX	CHEVRON GREY FOUSSANA MIXED FINISH STONE MOSAIC INTERLOCKING SHEET PARTS A AND B SHEET COVERAGE AREA: 13-7/8" x 7-1/8" x 3/8" (0.6900 SF/PC) VARYING PIECES OF 5" LENGTH SOLD IN FULL BOXES OF A AND B SETS FOR MORE RANDOM LAYOUT	0.6900 SF per PC 4.93 LB per SF 3.40 LB per PC 8 PC per BX 5.52 SF per BX 27.21 LB per BX	\$ 47.50 S/F

BX (IN BOLD), SOLD IN FULL BOXES
TEAL, SPECIAL ORDER ITEMS
PURPLE, IN-HOUSE FABRICATION

LOT PHOTO APPROVAL
 INSTALLATION GUIDELINES

COMMODITY PRICING
 CUSTOM CUTTING

STONE COLORS G

STONE



IMAGE	CODE	DESCRIPTION	LIST	U/M
	SLGRFSH3	GREY FOUSSANA HONED STONE 1-1/4" SLAB Material Type: Limestone Material Origin: Tunisia Acid Sensitivity: High TECH SPECS: INSTALL WITH MAPEI GRANIRAPID ONLY	\$ 36.40	S/F
	SGTH18	GRIGIO TOSCANA HONED STONE ARIS EDGE 18" x 18" x 3/8" FIELD TILE TECH SPECS: INSTALL WITH MAPEI GRANIRAPID ONLY TECH SPECS: DO NOT INSTALL WITH ORGANIC ADHESIVE, OR AREAS WITH RISING MOISTURE. CONSIDER THE USE OF A WATERPROOFING MEMEBRANE WHEN INSTALLING ON A CONCRETE SLAB	2.2500 SF per PC 5.50 LB per SF 12.38 LB per PC \$ 24.00	S/F
	SLGTH2	GRIGIO TOSCANA HONED STONE 3/4" SLAB 2CM THICK Material Type: Marble Material Origin: Italy Acid Sensitivity: High	\$ 42.00	S/F
	SGRICANOPY16	CANOPY® GRIS MIXED FINISH STONE 16" x 16" x 3/8" FIELD DECORATIVE HANDFINISHED CARVED STONE; ALLOW FOR VARIATION IN PATTERNING TECH SPECS: DO NOT USE COLOR ENHANCER; SEE INSTALLATION TIPS FOR OUT CORNER DETAIL TECH SPECS: INSTALL WITH MAPEI GRANIRAPID ONLY	1.7800 SF per PC 5.45 LB per SF 9.70 LB per PC \$ 70.00	S/F
	SGRISAMBMX24	AMBRA GRIS MIXED FINISH STONE 24" x 24" x 5/8" FIELD DIMENSIONAL HAND CARVED REAL STONE; ALLOW FOR VARIATION IN PATTERNING; 2 PIECES PER SET, PART 1 & PART 2 TECH SPECS: DO NOT USE COLOR ENHANCER; SEE INSTALLATION TIPS FOR OUT CORNER DETAIL TECH SPECS: INSTALL WITH MAPEI GRANIRAPID ONLY	4.0000 SF per PC 9.25 LB per SF 37.00 LB per PC \$ 50.00	S/F

BX (IN BOLD), SOLD IN FULL BOXES
 TEAL, SPECIAL ORDER ITEMS
 PURPLE, IN-HOUSE FABRICATION


LOT PHOTO APPROVAL
 INSTALLATION GUIDELINES

COMMODITY PRICING
 CUSTOM CUTTING

STONE COLORS G

STONE



IMAGE	CODE	DESCRIPTION	LIST	U/M
	<p>SGRISP1224</p>	<p>GRIS POLISHED STONE 12" x 24" x 1/2" FIELD TILE</p> <p>TECH SPECS: MATERIAL MAY DISCOLOR IN INSTALLATIONS WHERE SETTING MATERIAL IS NOT PROPERLY APPLIED AND/OR RISING MOISTURE IS PRESENT</p> <p>TECH SPECS: INSTALL WITH MAPEI GRANIRAPID ONLY</p>	<p>2.0000 SF per PC</p> <p>6.75 LB per SF</p> <p>13.50 LB per PC</p> <p>6 PC per BX</p> <p>12.00 SF per BX</p> <p>81.00 LB per BX</p>	<p>\$ 17.00 S/F</p>

BX (IN BOLD), SOLD IN FULL BOXES
 TEAL, SPECIAL ORDER ITEMS
 PURPLE, IN-HOUSE FABRICATION



LOT PHOTO APPROVAL



INSTALLATION GUIDELINES



COMMODITY PRICING







CUSTOM CUTTING

STONE COLORS H

STONE



IMAGE	CODE	DESCRIPTION	LIST	U/M
	SHLRP1224	<p>RAKED HLILA MIXED FINISH STONE 12" x 24" x 3/8" FIELD TILE</p>	<p>2.0000 SF per PC 5.94 LB per SF 11.88 LB per PC 5 PC per BX 10.00 SF per BX 59.40 LB per BX</p>	<p>\$ 27.00 S/F</p> <p></p>
	SLHBLKP3	<p>HORIZONTAL BLACK POLISHED STONE 1-1/4" SLAB 3CM THICK</p> <p>Material Type: Marble Material Origin: Italy Acid Sensitivity: High</p> <p>TECH SPECS: THE M.I.A. RECOMMENDS INSTALLING RESIN-BACKED STONE WITH EPOXY-BASED SETTING MATERIALS. CONSULT YOUR SETTING MATERIALS MANUFACTURER FOR SPECIFIC RECOMMENDATIONS</p>		<p>\$ 88.00 S/F</p> <p></p>

BX (IN BOLD), SOLD IN FULL BOXES
 TEAL, SPECIAL ORDER ITEMS
 PURPLE, IN-HOUSE FABRICATION





 LOT PHOTO APPROVAL
 INSTALLATION GUIDELINES

 COMMODITY PRICING
 CUSTOM CUTTING

STONE COLORS I



STONE



IMAGE	CODE	DESCRIPTION	LIST	U/M
	SLICEBERGP3	ICEBERG WHITE POLISHED STONE 1-1/4" SLAB 3CM THICK Material Type: Calcite Material Origin: Brazil Acid Sensitivity: High TECH SPECS: THE M.I.A. RECOMMENDS INSTALLING RESIN-BACKED STONE WITH EPOXY-BASED SETTING MATERIALS. CONSULT YOUR SETTING MATERIALS MANUFACTURER FOR SPECIFIC RECOMMENDATIONS	\$	62.00 S/F
	SLIGP2	INVISIBLE GREY POLISHED STONE 3/4" SLAB 2CM THICK Material Type: Marble Material Origin: Turkey Acid Sensitivity: High	\$	85.00 S/F
	SLIGP3	INVISIBLE GREY POLISHED STONE 1-1/4" SLAB 3CM THICK Material Type: Marble Material Origin: Turkey Acid Sensitivity: High TECH SPECS: THE M.I.A. RECOMMENDS INSTALLING RESIN-BACKED STONE WITH EPOXY-BASED SETTING MATERIALS. CONSULT YOUR SETTING MATERIALS MANUFACTURER FOR SPECIFIC RECOMMENDATIONS	\$	112.50 S/F
	SLILLSNP3	ILLUSION POLISHED STONE 1-1/4" SLAB 3CM THICK Material Type: Basalt Material Origin: Brazil Acid Sensitivity: Minimal AKA BASALTINA TECH SPECS: THE M.I.A. RECOMMENDS INSTALLING RESIN-BACKED STONE WITH EPOXY-BASED SETTING MATERIALS. CONSULT YOUR SETTING MATERIALS MANUFACTURER FOR SPECIFIC RECOMMENDATIONS	\$	92.00 S/F

BX (IN BOLD), SOLD IN FULL BOXES
TEAL, SPECIAL ORDER ITEMS
PURPLE, IN-HOUSE FABRICATION







 LOT PHOTO APPROVAL
 INSTALLATION GUIDELINES

 COMMODITY PRICING
 CUSTOM CUTTING

STONE COLORS J


STONE



IMAGE	CODE	DESCRIPTION	LIST	U/M
	SJPRP1224	RAKED JERUSALEM PEARL MIXED FINISH STONE 12" x 24" x 3/8" FIELD TILE	2.0000 SF per PC 6.24 LB per SF 12.48 LB per PC 5 PC per BX 10.00 SF per BX 62.40 LB per BX	\$ 27.00 S/F 
	SJPSCRAF1224	SCRAFITTO JERUSALEM PEARL MIXED FINISH STONE 12" x 24" x 3/8" FIELD TILE	2.0000 SF per PC 5.40 LB per SF 10.80 LB per PC 5 PC per BX 10.00 SF per BX 54.00 LB per BX	\$ 30.00 S/F 
	SLJMH3	JET MIST HONED STONE 1-1/4" SLAB 3CM THICK Material Type: Granite Material Origin: United States Acid Sensitivity: Minimal		\$ 50.00 S/F 

BX (IN BOLD), SOLD IN FULL BOXES
 TEAL, SPECIAL ORDER ITEMS
 PURPLE, IN-HOUSE FABRICATION


 LOT PHOTO APPROVAL
 INSTALLATION GUIDELINES

 COMMODITY PRICING
 CUSTOM CUTTING

STONE COLORS K

STONE



IMAGE	CODE	DESCRIPTION	LIST	U/M
	<p>SLTSL2</p>	<p>KALANDULA BLACK LEATHER STONE 3/4" SLAB</p> <p>Material Type: Quartzite Material Origin: Angola Acid Sensitivity: Minimal</p> <p>TECH SPECS: THE M.I.A. RECOMMENDS INSTALLING RESIN-BACKED STONE WITH EPOXY-BASED SETTING MATERIALS. CONSULT YOUR SETTING MATERIALS MANUFACTURER FOR SPECIFIC RECOMMENDATIONS</p>	<p>\$ 47.00</p> 	<p>S/F</p>

BX (IN BOLD), SOLD IN FULL BOXES
TEAL, SPECIAL ORDER ITEMS
PURPLE, IN-HOUSE FABRICATION

 LOT PHOTO APPROVAL
 INSTALLATION GUIDELINES

 COMMODITY PRICING
 CUSTOM CUTTING

STONE COLORS L

STONE



IMAGE	CODE	DESCRIPTION	LIST	U/M
	SLBAMBXM24	<p>AMBRA LAKE BLUE MIXED FINISH STONE 24" x 24" x 5/8" FIELD DIMENSIONAL</p> <p>HAND CARVED REAL STONE; ALLOW FOR VARIATION IN PATTERNING; 2 PIECES PER SET, PART 1 & PART 2</p> <p>TECH SPECS: DO NOT USE COLOR ENHANCER; SEE INSTALLATION TIPS FOR OUT CORNER DETAIL</p>	<p>4.0000 SF per PC</p> <p>9.25 LB per SF</p> <p>37.00 LB per PC</p> <p>2 PC per BX</p> <p>8.00 SF per BX</p> <p>74.00 LB per BX</p>	<p>\$ 50.00 S/F</p>
	SZVLBLHCLVS16	<p>ZIVA LEAVES® LAKE BLUE MIXED FINISH STONE 16" x 16" x 3/8" FIELD DIMENSIONAL</p> <p>HAND CARVED STONE; ALLOW FOR VARIATION IN PATTERNING</p> <p>TECH SPECS: DO NOT USE COLOR ENHANCER</p>	<p>1.7800 SF per PC</p> <p>5.45 LB per SF</p> <p>9.70 LB per PC</p> <p>2 PC per BX</p> <p>3.56 SF per BX</p> <p>19.40 LB per BX</p>	<p>\$ 45.00 S/F</p>
	SLLBP2	<p>LEMURIAN BLUE POLISHED STONE 3/4" SLAB 2CM THICK</p> <p>Material Type: Granite Material Origin: Madagascar Acid Sensitivity: Minimal AKA BLUE LAB</p> <p>TECH SPECS: THE M.I.A. RECOMMENDS INSTALLING RESINBACKED STONE WITH EPOXY-BASED SETTING MATERIALS. CONSULT YOUR SETTING MATERIALS MANUFACTURER FOR SPECIFIC RECOMMENDATIONS</p>		<p>\$ 135.00 S/F</p> <p></p>
	SLLBP3	<p>LEMURIAN BLUE POLISHED STONE 1-1/4" SLAB 3CM THICK</p> <p>Material Type: Granite Material Origin: Madagascar Acid Sensitivity: Minimal AKA BLUE LAB</p> <p>TECH SPECS: THE M.I.A. RECOMMENDS INSTALLING RESINBACKED STONE WITH EPOXY-BASED SETTING MATERIALS. CONSULT YOUR SETTING MATERIALS MANUFACTURER FOR SPECIFIC RECOMMENDATIONS</p>		<p>\$ 195.00 S/F</p> <p></p>
	SLLEMLTP2	<p>LEMURIAN LIGHT POLISHED STONE 3/4" SLAB 2CM THICK</p> <p>Material Type: Granite Material Origin: Madagascar Acid Sensitivity: Minimal</p> <p>TECH SPECS: THE M.I.A. RECOMMENDS INSTALLING RESINBACKED STONE WITH EPOXY-BASED SETTING MATERIALS. CONSULT YOUR SETTING MATERIALS MANUFACTURER FOR SPECIFIC RECOMMENDATIONS</p>		<p>\$ 99.00 S/F</p> <p></p>

BX (IN BOLD), SOLD IN FULL BOXES
 TEAL, SPECIAL ORDER ITEMS
 PURPLE, IN-HOUSE FABRICATION






LOT PHOTO APPROVAL
 INSTALLATION GUIDELINES

COMMODITY PRICING
 CUSTOM CUTTING

STONE COLORS L



STONE



IMAGE	CODE	DESCRIPTION	LIST	U/M
	SLLXP2	<p>LEXINGTON POLISHED STONE 3/4" SLAB 2CM THICK</p> <p>Material Type: Marble Material Origin: China Acid Sensitivity: High</p> <p>TECH SPECS: THE M.I.A. RECOMMENDS INSTALLING RESIN-BACKED STONE WITH EPOXY-BASED SETTING SETTING MATERIALS. CONSULT YOUR SETTING MATERIALS MANUFACTURER FOR SPECIFIC RECOMMENDATIONS</p>	\$ 50.00	S/F
	SLLILACP2	<p>LILAC POLISHED STONE 3/4" SLAB 2CM THICK</p> <p>Material Type: Marble Material Origin: Turkey Acid Sensitivity: High</p> <p>TECH SPECS: THE M.I.A. RECOMMENDS INSTALLING RESIN-BACKED STONE WITH EPOXY-BASED SETTING SETTING MATERIALS. CONSULT YOUR SETTING MATERIALS MANUFACTURER FOR SPECIFIC RECOMMENDATIONS</p>	\$ 58.00	S/F
	SLLCH2	<p>LINCOLN CALACATTA HONED STONE 3/4" SLAB 2CM THICK</p> <p>Material Type: Marble Material Origin: United States Acid Sensitivity: High</p>	\$ 100.00	S/F
	SLLCH3	<p>LINCOLN CALACATTA HONED STONE 1-1/4" SLAB 3CM THICK</p> <p>Material Type: Marble Material Origin: United States Acid Sensitivity: High</p>	\$ 170.00	S/F
	SLLCP3	<p>LINCOLN CALACATTA POLISHED STONE 1-1/4" SLAB 3CM THICK</p> <p>Material Type: Marble Material Origin: United States Acid Sensitivity: High</p>	\$ 170.00	S/F

BX (IN BOLD), SOLD IN FULL BOXES
TEAL, SPECIAL ORDER ITEMS
PURPLE, IN-HOUSE FABRICATION






 LOT PHOTO APPROVAL
 INSTALLATION GUIDELINES

 COMMODITY PRICING
 CUSTOM CUTTING

STONE COLORS M



STONE



IMAGE	CODE	DESCRIPTION	LIST	U/M
	SLMANDKH2	<p>MANHATTAN DARK HONED STONE 3/4" SLAB 2CM THICK</p> <p>Material Type: Marble Material Origin: Italy Acid Sensitivity: High</p> <p>TECH SPECS: THE M.I.A. RECOMMENDS INSTALLING RESIN-BACKED STONE WITH EPOXY-BASED SETTING MATERIALS. CONSULT YOUR SETTING MATERIALS MANUFACTURER FOR SPECIFIC RECOMMENDATIONS</p>	\$ 44.00	S/F
	SLMANDKP2	<p>MANHATTAN DARK POLISHED STONE 3/4" SLAB 2CM THICK</p> <p>Material Type: Marble Material Origin: Italy Acid Sensitivity: High</p> <p>TECH SPECS: THE M.I.A. RECOMMENDS INSTALLING RESIN-BACKED STONE WITH EPOXY-BASED SETTING MATERIALS. CONSULT YOUR SETTING MATERIALS MANUFACTURER FOR SPECIFIC RECOMMENDATIONS</p>	\$ 44.00	S/F
	SLMANDKP3	<p>MANHATTAN DARK POLISHED STONE 1-1/4" SLAB 3CM</p> <p>Material Type: Marble Material Origin: Italy Acid Sensitivity: High</p>	\$ 38.00	S/F
	SLMANLTP2	<p>MANHATTAN LIGHT POLISHED STONE 3/4" SLAB 2CM THICK</p> <p>Material Type: Marble Material Origin: Italy Acid Sensitivity: High</p> <p>TECH SPECS: THE M.I.A. RECOMMENDS INSTALLING RESIN-BACKED STONE WITH EPOXY-BASED SETTING MATERIALS. CONSULT YOUR SETTING MATERIALS MANUFACTURER FOR SPECIFIC RECOMMENDATIONS</p>	\$ 52.00	S/F
	SLMANLTP3	<p>MANHATTAN LIGHT POLISHED STONE 1-1/4" SLAB 3CM THICK</p> <p>Material Type: Marble Material Origin: Italy Acid Sensitivity: High</p>	\$ 75.00	S/F

BX (IN BOLD), SOLD IN FULL BOXES
TEAL, SPECIAL ORDER ITEMS
PURPLE, IN-HOUSE FABRICATION











 LOT PHOTO APPROVAL
 INSTALLATION GUIDELINES

 COMMODITY PRICING
 CUSTOM CUTTING

STONE COLORS M

STONE



IMAGE	CODE	DESCRIPTION	LIST	U/M
	SMREQP1224	MARMARA POLISHED STONE 12" x 24" x 3/8" FIELD TILE	2.0000 SF per PC 5.50 LB per SF 11.00 LB per PC 5 PC per BX 10.00 SF per BX 55.00 LB per BX	\$ 13.50 S/F 
	SLMREQP2	MARMARA POLISHED STONE 3/4" SLAB 2CM THICK Material Type: Marble Material Origin: Turkey Acid Sensitivity: High		\$ 21.00 S/F 
	SLMDTRRNP2	MEDITERRANEO POLISHED STONE 3/4" SLAB 2CM THICK Material Type: Marble Material Origin: Greece Acid Sensitivity: Medium		\$ 50.00 S/F 
	SLMDTRRNP3	MEDITERRANEO POLISHED STONE 1-1/4" SLAB 3CM THICK Material Type: Marble Material Origin: Greece Acid Sensitivity: Medium		\$ 72.00 S/F 
	SMGP12	MING GREEN POLISHED STONE 12" x 12" x 3/8" FIELD TILE	1.0000 SF per PC 5.75 LB per SF 5.75 LB per PC 10 PC per BX 10.00 SF per BX 57.50 LB per BX	\$ 13.00 S/F 

BX (IN BOLD), SOLD IN FULL BOXES
 TEAL, SPECIAL ORDER ITEMS
 PURPLE, IN-HOUSE FABRICATION






 LOT PHOTO APPROVAL
 INSTALLATION GUIDELINES

 COMMODITY PRICING
 CUSTOM CUTTING

STONE COLORS M



STONE



IMAGE	CODE	DESCRIPTION	LIST	U/M
	SMNSINPMG	SINUOUS MING GREEN POLISHED STONE MOSAIC INTERLOCKING SHEET SHEET COVERAGE AREA: 11-3/8" x 11-3/8" x 3/8" (0.8900 SF/PC) SUITABLE FOR CARPET CUTTING TECH SPECS: VARIATION MAY INCLUDE SOME CLUSTERING OF COLOR	0.8900 SF per PC 4.47 LB per SF 3.98 LB per PC 10 PC per BX 8.90 SF per BX 39.78 LB per BX	\$ 75.00 S/F
	SMODAH1224	MODA VEIN CUT HONED STONE ARIS EDGE 12" x 24" x 3/8" FIELD TILE TECH SPECS: HIGH VARIATION FROM LIGHT TO DARK TECH SPECS: INSTALL WITH MAPEI GRANIRAPID ONLY	2.0000 SF per PC 5.50 LB per SF 11.00 LB per PC 6 PC per BX 12.00 SF per BX 66.00 LB per BX	\$ 27.00 S/F
	SLMODAH2	MODA HONED STONE 3/4" SLAB Material Type: Marble Material Origin: Italy Acid Sensitivity: High TECH SPECS: THE M.I.A. RECOMMENDS INSTALLING RESIN-BACKED STONE WITH EPOXY-BASED SETTING MATERIALS. CONSULT YOUR SETTING MATERIALS MANUFACTURER FOR SPECIFIC RECOMMENDATIONS		\$ 90.00 S/F
	SLMNTBLNCP3	MONTBLANC POLISHED STONE 1-1/4" SLAB 3CM THICK Material Type: Marble Material Origin: Namibia Acid Sensitivity: High TECH SPECS: THE M.I.A. RECOMMENDS INSTALLING RESIN-BACKED STONE WITH EPOXY-BASED SETTING MATERIALS. CONSULT YOUR SETTING MATERIALS MANUFACTURER FOR SPECIFIC RECOMMENDATIONS		\$ 72.00 S/F
	SLMCSTH2	MONTCLAIR STRIATO HONED STONE 3/4" SLAB 2CM THICK Material Type: Marble Material Origin: U.S.A. Acid Sensitivity: High TECH SPECS: THE M.I.A. RECOMMENDS INSTALLING RESIN-BACKED STONE WITH EPOXY-BASED SETTING MATERIALS. CONSULT YOUR SETTING MATERIALS MANUFACTURER FOR SPECIFIC RECOMMENDATIONS		\$ 35.00 S/F

BX (IN BOLD), SOLD IN FULL BOXES
 TEAL, SPECIAL ORDER ITEMS
 PURPLE, IN-HOUSE FABRICATION





 LOT PHOTO APPROVAL
 INSTALLATION GUIDELINES

 COMMODITY PRICING
 CUSTOM CUTTING

STONE COLORS M



STONE



IMAGE	CODE	DESCRIPTION	LIST	U/M
	SLMCSTH3	<p>MONTCLAIR STRIATO HONED STONE 1-1/4" SLAB 3CM THICK</p> <p>Material Type: Marble Material Origin: U.S.A. Acid Sensitivity: High</p> <p>TECH SPECS: THE M.I.A. RECOMMENDS INSTALLING RESIN-BACKED STONE WITH EPOXY-BASED SETTING MATERIALS. CONSULT YOUR SETTING MATERIALS MANUFACTURER FOR SPECIFIC RECOMMENDATIONS</p>	\$ 46.00	S/F
	SLMNTMRTRP2	<p>MONTMARTRE POLISHED STONE 3/4" SLAB 2CM THICK</p> <p>Material Type: Marble Material Origin: China Acid Sensitivity: High</p> <p>TECH SPECS: THE M.I.A. RECOMMENDS INSTALLING RESIN-BACKED STONE WITH EPOXY-BASED SETTING MATERIALS. CONSULT YOUR SETTING MATERIALS MANUFACTURER FOR SPECIFIC RECOMMENDATIONS</p>	\$ 58.00	S/F
	SMOSSAMBMX24	<p>AMBRA MOSS GREEN MIXED FINISH STONE 24" x 24" x 5/8" FIELD DIMENSIONAL</p> <p>HAND CARVED REAL STONE; ALLOW FOR VARIATION IN PATTERNING; 2 PIECES PER SET, PART 1 & PART 2</p> <p>TECH SPECS: DO NOT USE COLOR ENHANCER; SEE INSTALLATION TIPS FOR OUT CORNER DETAIL</p>	<p>4.0000 SF per PC 9.25 LB per SF 37.00 LB per PC 2 PC per BX 8.00 SF per BX 74.00 LB per BX</p>	\$ 50.00 S/F
	SLMOPQP3	<p>MOTHER OF PEARL QUARTZITE POLISHED STONE 1-1/4" SLAB 3CM THICK</p> <p>Material Type: Quartzite Material Origin: Brazil Acid Sensitivity: Minimal</p> <p>TECH SPECS: THE MARBLE INSTITUTE OF AMERICA RECOMMENDS INSTALLING RESIN-BACKED STONE WITH EPOXY-BASED SETTING MATERIALS. CONSULT YOUR SETTING MATERIALS MANUFACTURER FOR SPECIFIC RECOMMENDATIONS</p>	\$ 69.00	S/F
	SLMWH2	<p>MOUNTAIN WHITE HONED STONE 3/4" SLAB 2CM THICK</p> <p>Material Type: Marble Material Origin: United States Acid Sensitivity: Minimal</p> <p>QUARRIED IN DANBY, VT, USA, LESS THAN 500 MILES FROM NEW YORK CITY</p>	\$ 33.50	S/F

BX (IN BOLD), SOLD IN FULL BOXES
 TEAL, SPECIAL ORDER ITEMS
 PURPLE, IN-HOUSE FABRICATION






 LOT PHOTO APPROVAL
 INSTALLATION GUIDELINES

 COMMODITY PRICING
 CUSTOM CUTTING

STONE COLORS N



STONE



IMAGE	CODE	DESCRIPTION	LIST	U/M
	SLNAICAQL3	<p>NAICA QUARTZITE LEATHER STONE 1-1/4" SLAB 3CM</p> <p>Material Type: Quartzite Material Origin: Brazil Acid Sensitivity: Low</p> <p>TECH SPECS: FOR INSTALLATION OF MESH BACKED STONE IN WET AREAS, CONSULT YOUR FABRICATOR FOR RECOMMENDED INSTALLATION METHOD. ANY DECISION TO INSTALL CONTRARY TO THE MOST CURRENT MIA DIMENSION STONE DESIGN MANUAL PRACTICES IS SOLELY AT BUYERS DISCRETION. RECOMMENDED INSTALLATION METHOD. ANY DECISION TO INSTALL CONTRARY TO THE MOST CURRENT MIA DIMENSION STONE DESIGN MANUAL PRACTICES IS SOLELY AT BUYERS DISCRETION.</p>	\$ 102.00	S/F
	SLNAICAQP3	<p>NAICA QUARTZITE POLISHED STONE 1-1/4" SLAB 3CM</p> <p>Material Type: Quartzite Material Origin: Brazil Acid Sensitivity: Low</p> <p>TECH SPECS: FOR INSTALLATION OF MESH BACKED STONE IN WET AREAS, CONSULT YOUR FABRICATOR FOR RECOMMENDED INSTALLATION METHOD. ANY DECISION TO INSTALL CONTRARY TO THE MOST CURRENT MIA DIMENSION STONE DESIGN MANUAL PRACTICES IS SOLELY AT BUYERS DISCRETION. RECOMMENDED INSTALLATION METHOD. ANY DECISION TO INSTALL CONTRARY TO THE MOST CURRENT MIA DIMENSION STONE DESIGN MANUAL PRACTICES IS SOLELY AT BUYERS DISCRETION.</p>	\$ 100.00	S/F
	SLNRDRTP2	<p>NERO DORATO POLISHED STONE 3/4" SLAB 2CM THICK</p> <p>Material Type: Marble Material Origin: Tunisia Acid Sensitivity: High</p> <p>Dry veined material, recommended for smaller cut to size pieces or vanity tops. AKA: St. Germain</p>	\$ 40.00	S/F
	STEXNICEVMX	<p>CHEVRON NERO ITALIA MIXED FINISH STONE MOSAIC INTERLOCKING SHEET PARTS A AND B</p> <p>SHEET COVERAGE AREA: 13-7/8" x 7-1/8" x 3/8" (0.6900 SF/PC)</p> <p>VARYING PIECES OF 5" LENGTH SOLD IN FULL BOXES OF A AND B SETS FOR MORE RANDOM LAYOUT</p>	<p>0.6900 SF per PC</p> <p>4.93 LB per SF</p> <p>3.40 LB per PC</p> <p>8 PC per BX</p> <p>5.52 SF per BX</p> <p>27.21 LB per BX</p>	\$ 53.50 S/F
	STEXNIHEVMX	<p>HEXAGON NERO ITALIA MIXED FINISH STONE 1-1/4" X 1-1/4" MOSAIC INTERLOCKING SHEET</p> <p>ROW INFO: 9 ROWS OF 10 (90 PIECES PER SHEET)</p> <p>SHEET COVERAGE AREA: 11-5/8" x 12-1/16" x 3/8" (0.9700 SF/PC)</p>	<p>0.9700 SF per PC</p> <p>4.75 LB per SF</p> <p>4.61 LB per PC</p> <p>11 PC per BX</p> <p>10.67 SF per BX</p> <p>50.68 LB per BX</p>	\$ 50.00 S/F

BX (IN BOLD), SOLD IN FULL BOXES
 TEAL, SPECIAL ORDER ITEMS
 PURPLE, IN-HOUSE FABRICATION


 LOT PHOTO APPROVAL
 INSTALLATION GUIDELINES

 COMMODITY PRICING
 CUSTOM CUTTING

STONE COLORS N



STONE



IMAGE	CODE	DESCRIPTION	LIST	U/M
	STUXNMP	TUXEDO PARK SMALL NERO MARQUINA POLISHED STONE 9-1/2" x 2-3/4" x 3/8" FIELD DECORATIVE MIX WITH TUXEDO PARK SMALL DECOS TO CREATE A MORE INTRICATE OVERALL PATTERN	0.1800 SF per PC 5.72 LB per SF 1.03 LB per PC 30 PC per BX 5.40 SF per BX 30.89 LB per BX	\$ 20.00 S/F
	SNMT412	NERO MARQUINA TUMBLED STONE 4" x 12" x 3/8" FIELD TILE	0.3333 SF per PC 5.13 LB per SF 1.71 LB per PC 20 PC per BX 6.67 SF per BX 34.20 LB per BX	\$ 24.00 S/F
	SNMPCHL1	CHELSEA 1 NERO MARQUINA POLISHED STONE 3/4" x 12" x 3/4" LINER MOLDING PROJECTION: 3/4"	1.0000 LF per PC 0.67 LB per LF 0.67 LB per PC 45 PC per BX 45.00 LF per BX 30.15 LB per BX	\$ 12.00 EA
	SNMPCHL2	CHELSEA 2 NERO MARQUINA POLISHED STONE 1-1/4" x 12" x 3/4" LINER MOLDING PROJECTION: 3/4"	1.0000 LF per PC 0.96 LB per LF 0.96 LB per PC 30 PC per BX 30.00 LF per BX 28.80 LB per BX	\$ 16.00 EA
	SENMOP1POL	OPUS 1 NERO MARQUINA POLISHED STONE 1/2" x 12" x 3/4" BACCELLO MOLDING PROJECTION: 3/4"	1.0000 LF per PC 0.50 LB per LF 0.50 LB per PC 28 PC per BX 28.00 LF per BX 14.00 LB per BX	\$ 23.20 EA 

BX (IN BOLD), SOLD IN FULL BOXES
 TEAL, SPECIAL ORDER ITEMS
 PURPLE, IN-HOUSE FABRICATION







 LOT PHOTO APPROVAL
 INSTALLATION GUIDELINES

 COMMODITY PRICING
 CUSTOM CUTTING

STONE COLORS N



STONE



IMAGE	CODE	DESCRIPTION	LIST	U/M
	SENMOP3POL	OPUS 3 NERO MARQUINA POLISHED STONE 1-7/8" x 12" x 1/2" CORNICE MOLDING PROJECTION: 1-1/8"	1.0000 LF per PC 1.60 LB per LF 1.60 LB per PC 18 PC per BX 18.00 LF per BX 28.80 LB per BX	\$ 26.00 EA
	SENMOP5POL	OPUS 5 NERO MARQUINA POLISHED STONE 4-7/8" x 12" x 3/8" BASE MOLDING PROJECTION: 5/8"	1.0000 LF per PC 3.00 LB per LF 3.00 LB per PC 10 PC per BX 10.00 LF per BX 30.00 LB per BX	\$ 33.00 EA
	SSTEPNMMP	STEPS NERO MARQUINA POLISHED STONE MOSAIC DIMENSIONAL PROJECTION: 3/4 SHEET COVERAGE AREA: 14-1/4" x 7-3/4" x 3/8" (0.7700 SF/PC)	0.7700 SF per PC 5.30 LB per SF 4.08 LB per PC 10 PC per BX 7.70 SF per BX 40.81 LB per BX	\$ 80.00 S/F
	SNMTHB	THIN HERRINGBONE NERO MARQUINA POLISHED STONE 3/16" X 17/8" HERRINGBONE MOSAIC INTERLOCKING SHEET SHEET COVERAGE AREA: 11" x 11-9/16" x 3/8" (0.8800 SF/PC)	0.8800 SF per PC	\$ 40.00 S/F
	SLNMP2	NERO MARQUINA POLISHED STONE 3/4" SLAB 2CM THICK Material Type: Marble Material Origin: Spain Acid Sensitivity: High TECH SPECS: THE M.I.A. RECOMMENDS INSTALLING RESIN-BACKED STONE WITH EPOXY-BASED SETTING MATERIALS. CONSULT YOUR SETTING MATERIALS MANUFACTURER FOR SPECIFIC RECOMMENDATIONS		\$ 40.00 S/F 

BX (IN BOLD), SOLD IN FULL BOXES
 TEAL, SPECIAL ORDER ITEMS
 PURPLE, IN-HOUSE FABRICATION



 LOT PHOTO APPROVAL
 INSTALLATION GUIDELINES

 COMMODITY PRICING
 CUSTOM CUTTING

STONE COLORS N

STONE



IMAGE	CODE	DESCRIPTION	LIST	U/M
	SNOIAMBMX24	<p>AMBRA NOIR MIXED FINISH STONE 24" x 24" x 5/8" FIELD DIMENSIONAL</p> <p>HAND CARVED REAL STONE; ALLOW FOR VARIATION IN PATTERNING; 2 PIECES PER SET, PART 1 & PART 2</p> <p>TECH SPECS: DO NOT USE COLOR ENHANCER</p>	<p>4.0000 SF per PC</p> <p>5.70 LB per SF</p> <p>22.80 LB per PC</p> <p>2 PC per BX</p> <p>8.00 SF per BX</p> <p>45.60 LB per BX</p>	<p>\$ 50.00 S/F</p>
	SNOA1624	<p>NOIR ROMAN ANTIQUED STONE CHISELED EDGE 16" x 24" x 5/8" FIELD TILE</p> <p>CRATED MATERIAL; PACKED TO ORDER</p> <p>TECH SPECS: SUBJECT TO SCRATCHING ON HIGH TRAFFIC FLOORS</p> <p>TECH SPECS: GROUT JOINTS WILL VARY THROUGHOUT THE PATTERN</p>	<p>2.6700 SF per PC</p> <p>8.20 LB per SF</p> <p>21.89 LB per PC</p> <p>4 PC per BX</p> <p>10.68 SF per BX</p> <p>87.58 LB per BX</p>	<p>\$ 24.00 S/F</p>

BX (IN BOLD), SOLD IN FULL BOXES
 TEAL, SPECIAL ORDER ITEMS
 PURPLE, IN-HOUSE FABRICATION







 LOT PHOTO APPROVAL
 INSTALLATION GUIDELINES

 COMMODITY PRICING
 CUSTOM CUTTING

STONE COLORS O



STONE



IMAGE	CODE	DESCRIPTION	LIST	U/M
	SOBGVCHF12X24	OCEAN BEIGE VEIN CUT FILLED HONED STONE STRAIGHT EDGE 12" x 24" x 3/8" FIELD TILE	2.0000 SF per PC 5.00 LB per SF 10.00 LB per PC 5 PC per BX 10.00 SF per BX 50.00 LB per BX	\$ 25.00 S/F 
	SOBGVCMHFRB	OCEAN BEIGE VEIN CUT FILLED HONED STONE 5/8" X 1-7/8" X 3/8 ROMAN BRICK MOSAIC INTERLOCKING SHEET ROW INFO: 20 ROWS OF 6 (120 PIECES PER SHEET) SHEET COVERAGE AREA: 11-3/8" x 12-11/16" x 3/8" (1.0000 SF/PC) lead time: 14 days	1.0000 SF per PC 6.00 LB per SF 6.00 LB per PC 10 PC per BX 10.00 SF per BX 60.00 LB per BX	\$ 41.00 S/F
	SOBGVCMHFRB39	OCEAN BEIGE VEIN CUT FILLED HONED STONE 1-1/4" X 3-1/2" X 3/8 RUNNING BOND MOSAIC INTERLOCKING SHEET ROW INFO: 10 ROWS OF 3 (30 PIECES PER SHEET) SHEET COVERAGE AREA: 11-3/8" x 12-11/16" x 3/8" (1.0000 SF/PC) lead time: 14 days	1.0000 SF per PC 6.00 LB per SF 6.00 LB per PC 10 PC per BX 10.00 SF per BX 60.00 LB per BX	\$ 36.00 S/F
	SOBGVCMHFSJ3	OCEAN BEIGE VEIN CUT FILLED HONED STONE 1-1/4" X 1-1/4" X 3/8 STRAIGHT JOINT MOSAIC 3CM ROW INFO: 10 ROWS OF 10 (100 PIECES PER SHEET) SHEET COVERAGE AREA: 12-11/16" x 12-11/16" x 3/8" (1.1200 SF/PC) lead time: 14 days	1.1200 SF per PC 6.00 LB per SF 6.72 LB per PC 10 PC per BX 11.20 SF per BX 67.20 LB per BX	\$ 39.00 S/F
	SOBGVCMHFSTILO	OCEAN BEIGE VEIN CUT FILLED HONED STONE STILO MOSAIC INTERLOCKING SHEET PIECE SIZES: 5/8, 13/16, 1-3/16 WIDTHS ROW INFO: 13 ROWS OF 2 (26 PIECES PER SHEET) SHEET COVERAGE AREA: 11-9/16" x 11-7/16" x 3/8" (0.9200 SF/PC) lead time: 14 days	0.9200 SF per PC 6.00 LB per SF 5.52 LB per PC 10 PC per BX 9.20 SF per BX 55.20 LB per BX	\$ 42.00 S/F

BX (IN BOLD), SOLD IN FULL BOXES
TEAL, SPECIAL ORDER ITEMS
PURPLE, IN-HOUSE FABRICATION







 LOT PHOTO APPROVAL
 INSTALLATION GUIDELINES

 COMMODITY PRICING
 CUSTOM CUTTING

STONE COLORS O



STONE



IMAGE	CODE	DESCRIPTION	LIST	U/M
	SOBVHF1224	OCEAN BLUE VEIN CUT FILLED HONED STONE STRAIGHT EDGE 12" x 24" x 3/8" FIELD TILE EXTREME RANGE VARIATION	2.0000 SF per PC 6.25 LB per SF 12.50 LB per PC 5 PC per BX 10.00 SF per BX 62.50 LB per BX	\$ 32.50 S/F 
	SOBVMHFHBLIN	OCEAN BLUE VEIN CUT FILLED HONED STONE 5/8" X 4" X 3/8" HERRINGBONE MOSAIC INTERLOCKING SHEET ROW INFO: 12 ROWS OF 4 (48 PIECES PER SHEET) SHEET COVERAGE AREA: 9-5/8" x 10-3/4" x 3/8" (0.7200 SF/PC) lead time: 14 days EXTREME RANGE VARIATION	0.7200 SF per PC 6.00 LB per SF 4.32 LB per PC 10 PC per BX 7.20 SF per BX 43.20 LB per BX	\$ 60.00 S/F
	SOBVMHFRB	OCEAN BLUE VEIN CUT FILLED HONED STONE 5/8" X 1-7/8" X 3/8" ROMAN BRICK MOSAIC INTERLOCKING SHEET ROW INFO: 20 ROWS OF 6 (120 PIECES PER SHEET) SHEET COVERAGE AREA: 11-3/8" x 12-11/16" x 3/8" (1.0000 SF/PC) lead time: 14 days EXTREME RANGE VARIATION	1.0000 SF per PC 6.00 LB per SF 6.00 LB per PC 10 PC per BX 10.00 SF per BX 60.00 LB per BX	\$ 60.00 S/F
	SOBVMHFRB1X4	OCEAN BLUE VEIN CUT FILLED HONED STONE 1-1/4" X 3-1/2" X 3/8" RUNNING BOND MOSAIC INTERLOCKING SHEET ROW INFO: 10 ROWS OF 3 (30 PIECES PER SHEET) SHEET COVERAGE AREA: 11-3/8" x 12-11/16" x 3/8" (1.0000 SF/PC) min. qty: 1 PC lead time: 14 days EXTREME RANGE VARIATION	1.0000 SF per PC 6.00 LB per SF 6.00 LB per PC 10 PC per BX 10.00 SF per BX 60.00 LB per BX	\$ 60.00 S/F
	SOBVMHFRB3	OCEAN BLUE VEIN CUT FILLED HONED STONE 1-1/4" X 1-1/4" X 3/8" RUNNING BOND 3.0CM MOSAIC INTERLOCKING SHEET 3CM ROW INFO: 10 ROWS OF 10 (100 PIECES PER SHEET) SHEET COVERAGE AREA: 12-11/16" x 12- 11/16" x 3/8" (1.1200 SF/PC) lead time: 14 days EXTREME RANGE VARIATION	1.1200 SF per PC 6.00 LB per SF 6.72 LB per PC 10 PC per BX 11.20 SF per BX 67.20 LB per BX	\$ 60.00 S/F

BX (IN BOLD), SOLD IN FULL BOXES
TEAL, SPECIAL ORDER ITEMS
PURPLE, IN-HOUSE FABRICATION






 LOT PHOTO APPROVAL
 INSTALLATION GUIDELINES

 COMMODITY PRICING
 CUSTOM CUTTING

STONE COLORS O



STONE



IMAGE	CODE	DESCRIPTION	LIST	U/M
	SOBVCMHFRBLIN	OCEAN BLUE VEIN CUT FILLED HONED STONE 5/8" X 4" X 3/8" RUNNING BOND MOSAIC INTERLOCKING SHEET ROW INFO: 18 ROWS OF 3 (54 PIECES PER SHEET) SHEET COVERAGE AREA: 11-7/16" x 11-1/4" x 3/8" (0.8900 SF/PC) lead time: 14 days EXTREME RANGE VARIATION	0.8900 SF per PC 6.00 LB per SF 5.34 LB per PC 10 PC per BX 8.90 SF per BX 53.40 LB per BX	\$ 60.00 S/F
	SOBVCMHFSJ3	OCEAN BLUE VEIN CUT FILLED HONED STONE 1-1/4" X 1-1/4" X 3/8" STRAIGHT JOINT MOSAIC 3CM ROW INFO: 10 ROWS OF 10 (100 PIECES PER SHEET) SHEET COVERAGE AREA: 12-11/16" x 12-11/16" x 3/8" (1.1200 SF/PC) min. qty: 1 PC lead time: 14 days EXTREME RANGE VARIATION	1.1200 SF per PC 6.00 LB per SF 6.72 LB per PC 10 PC per BX 11.20 SF per BX 67.20 LB per BX	\$ 60.00 S/F
	SOBVCMHFSJLIN	OCEAN BLUE VEIN CUT FILLED HONED STONE 5/8" X 4" X 3/8" LINEA MOSAIC INTERLOCKING SHEET ROW INFO: 18 ROWS OF 3 (54 PIECES PER SHEET) SHEET COVERAGE AREA: 11-1/2" x 11-1/4" x 3/8" (0.9000 SF/PC) lead time: 14 days EXTREME RANGE VARIATION	0.9000 SF per PC 6.00 LB per SF 5.40 LB per PC 10 PC per BX 9.00 SF per BX 54.00 LB per BX	\$ 60.00 S/F
	SOBVCMHFSTILO	OCEAN BLUE VEIN CUT FILLED HONED STONE STILO MOSAIC INTERLOCKING SHEET PIECE SIZES: 5/8, 13/16, 1-3/16 WIDTHS ROW INFO: 13 ROWS OF 2 (26 PIECES PER SHEET) SHEET COVERAGE AREA: 11-9/16" x 11-7/16" x 3/8" (0.9200 SF/PC) lead time: 14 days EXTREME RANGE VARIATION	0.9200 SF per PC 6.00 LB per SF 5.52 LB per PC 10 PC per BX 9.20 SF per BX 55.20 LB per BX	\$ 60.00 S/F
	SLOBVHF2	OCEAN BLUE VEIN CUT FILLED HONED STONE 3/4" SLAB Material Type: Travertine Material Origin: Italy Acid Sensitivity: High EXTREME RANGE VARIATION TECH SPECS: THE M.I.A. RECOMMENDS INSTALLING RESIN-BACKED STONE WITH EPOXY-BASED SETTING MATERIALS. CONSULT YOUR SETTING MATERIALS MANUFACTURER FOR SPECIFIC RECOMMENDATIONS		\$ 70.00 S/F

BX (IN BOLD), SOLD IN FULL BOXES
 TEAL, SPECIAL ORDER ITEMS
 PURPLE, IN-HOUSE FABRICATION

 LOT PHOTO APPROVAL
 INSTALLATION GUIDELINES

 COMMODITY PRICING
 CUSTOM CUTTING

STONE COLORS O

STONE



IMAGE	CODE	DESCRIPTION	LIST	U/M
	SLOBVHF3	OCEAN BLUE VEIN CUT FILLED HONED STONE 1-1/4" SLAB Material Type: Travertine Material Origin: Italy Acid Sensitivity: High EXTREME RANGE VARIATION TECH SPECS: THE M.I.A. RECOMMENDS INSTALLING RESIN-BACKED STONE WITH EPOXY-BASED SETTING MATERIALS. CONSULT YOUR SETTING MATERIALS MANUFACTURER FOR SPECIFIC RECOMMENDATIONS	\$ 90.00	S/F
	SOBRVPF1224	OCEAN BROWN VEIN CUT FILLED POLISHED STONE STRAIGHT EDGE 12" x 24" x 3/8" FIELD TILE	2.0000 SF per PC 5.00 LB per SF 10.00 LB per PC 5 PC per BX 10.00 SF per BX 50.00 LB per BX	\$ 33.00 S/F
	SOBRVCMF3RB	OCEAN BROWN VEIN CUT FILLED POLISHED STONE 5/8" X 1-7/8" X 3/8" ROMAN BRICK MOSAIC INTERLOCKING SHEET ROW INFO: 20 ROWS OF 6 (120 PIECES PER SHEET) SHEET COVERAGE AREA: 12-11/16" x 11-3/8" x 3/8" (1.0000 SF/PC) lead time: 14 days	1.0000 SF per PC 6.00 LB per SF 6.00 LB per PC 10 PC per BX 10.00 SF per BX 60.00 LB per BX	\$ 51.00 S/F
	SOBRVCMF3RB39	OCEAN BROWN VEIN CUT FILLED POLISHED STONE 1-1/4" X 3-1/2" X 3/8" RUNNING BOND MOSAIC INTERLOCKING SHEET 3CM X 9CM ROW INFO: 10 ROWS OF 3 (30 PIECES PER SHEET) SHEET COVERAGE AREA: 12-11/16" x 11-3/8" x 3/8" (1.0000 SF/PC) lead time: 14 days	1.0000 SF per PC 6.00 LB per SF 6.00 LB per PC 10 PC per BX 10.00 SF per BX 60.00 LB per BX	\$ 45.00 S/F
	SOBRVCMF3SJ3	OCEAN BROWN VEIN CUT FILLED POLISHED STONE 1-1/4" X 1-1/4" X 3/8" STRAIGHT JOINT MOSAIC 3CM ROW INFO: 10 ROWS OF 10 (100 PIECES PER SHEET) SHEET COVERAGE AREA: 12-11/16" x 12-11/16" x 3/8" (1.1200 SF/PC) lead time: 14 days	1.1200 SF per PC 6.00 LB per SF 6.72 LB per PC 10 PC per BX 11.20 SF per BX 67.20 LB per BX	\$ 51.00 S/F

BX (IN BOLD), SOLD IN FULL BOXES
TEAL, SPECIAL ORDER ITEMS
PURPLE, IN-HOUSE FABRICATION






LOT PHOTO APPROVAL
 INSTALLATION GUIDELINES

COMMODITY PRICING
 CUSTOM CUTTING

STONE COLORS O



STONE



IMAGE	CODE	DESCRIPTION	LIST	U/M
	SOBRVCMPFSTILO	<p>OCEAN BROWN VEIN CUT FILLED POLISHED STONE STILO MOSAIC INTERLOCKING SHEET PIECE SIZES: 5/8, 13/16, 1-3/16 WIDTHS ROW INFO: 13 ROWS OF 2 (26 PIECES PER SHEET) SHEET COVERAGE AREA: 11-7/16" x 11-9/16" x 3/8" (0.9200 SF/PC)</p> <p>lead time: 14 days</p>	0.9200 SF per PC 6.00 LB per SF 5.52 LB per PC 10 PC per BX 9.20 SF per BX 55.20 LB per BX	\$ 51.00 S/F
	SLOBRVPF2	<p>OCEAN BROWN VEIN CUT FILLED POLISHED STONE 3/4" SLAB</p> <p>Material Type: Travertine Material Origin: Italy Acid Sensitivity: High</p>		\$ 70.00 S/F
	SOBRA18	<p>ODESSA BLACK ROMAN ANTIQUED CHISELED EDGE STONE 18" x 18" x 3/8" FIELD TILE</p> <p>aka: belgian bluestone</p>	2.2500 SF per PC 5.33 LB per SF 11.99 LB per PC 5 PC per BX 11.25 SF per BX 59.96 LB per BX	\$ 22.00 S/F
	SOBA18	<p>ODESSA BLACK ROMAN ANTIQUED STRAIGHT EDGE STONE 18" x 18" x 3/8" FIELD TILE</p> <p>aka: belgian bluestone</p>	2.2500 SF per PC 5.32 LB per SF 11.97 LB per PC 5 PC per BX 11.25 SF per BX 59.85 LB per BX	\$ 22.00 S/F
	SLOWH3	<p>OLYMPIAN WHITE HONED STONE 1-1/4" SLAB 3CM THICK</p> <p>Material Type: Marble Material Origin: U.S.A. Acid Sensitivity: High</p>		\$ 100.00 S/F

BX (IN BOLD), SOLD IN FULL BOXES
 TEAL, SPECIAL ORDER ITEMS
 PURPLE, IN-HOUSE FABRICATION

 LOT PHOTO APPROVAL
 INSTALLATION GUIDELINES

 COMMODITY PRICING
 CUSTOM CUTTING

STONE COLORS O

STONE



IMAGE	CODE	DESCRIPTION	LIST	U/M
	<p>SLOXTNP2</p>	<p>ONICE TANZANIA POLISHED STONE 3/4" SLAB 2CM THICK</p> <p>Material Type: Onyx Material Origin: Tanzania Acid Sensitivity: High</p> <p>TECH SPECS: THE M.I.A. RECOMMENDS INSTALLING RESIN-BACKED STONE WITH EPOXY-BASED SETTING</p>	<p>\$ 112.00</p>	<p>S/F</p>
	<p>SLOPWHP2</p>	<p>OPAL WHITE POLISHED STONE 3/4" SLAB 2CM THICK</p> <p>Material Type: Marble Material Origin: Australia Acid Sensitivity: High</p> <p>TECH SPECS: THE M.I.A. RECOMMENDS INSTALLING RESIN-BACKED STONE WITH EPOXY-BASED SETTING</p>	<p>\$ 150.50</p>	<p>S/F</p>

BX (IN BOLD), SOLD IN FULL BOXES
TEAL, SPECIAL ORDER ITEMS
PURPLE, IN-HOUSE FABRICATION

LOT PHOTO APPROVAL
 INSTALLATION GUIDELINES

COMMODITY PRICING
 CUSTOM CUTTING

STONE COLORS P

STONE



IMAGE	CODE	DESCRIPTION	LIST	U/M
	SPWP36	PACIFIC WHITE POLISHED STONE 3" x 6" x 3/8" FIELD TILE TECH SPECS: PACIFIC WHITE RANGE VARIES WITHIN A SINGLE LOT. WE STRONGLY SUGGEST A DRY LAYOUT AND 25% OVERAGE OF MATERIAL TO ALLOW FOR PROPER BLENDING.	0.1250 SF per PC 5.00 LB per SF 0.63 LB per PC 40 PC per BX 5.00 SF per BX 25.00 LB per BX	\$ 13.50 S/F
	SPWP612	PACIFIC WHITE POLISHED STONE 6" x 12" x 3/8" FIELD TILE TECH SPECS: PACIFIC WHITE RANGE VARIES WITHIN A SINGLE LOT. WE STRONGLY SUGGEST A DRY LAYOUT AND 25% OVERAGE OF MATERIAL TO ALLOW FOR PROPER BLENDING.	0.5000 SF per PC 5.20 LB per SF 2.60 LB per PC 20 PC per BX 10.00 SF per BX 52.00 LB per BX	\$ 15.00 S/F
	SPWP12	PACIFIC WHITE POLISHED STONE 12" x 12" x 3/8" FIELD TILE TECH SPECS: PACIFIC WHITE RANGE VARIES WITHIN A SINGLE LOT. WE STRONGLY SUGGEST A DRY LAYOUT AND 25% OVERAGE OF MATERIAL TO ALLOW FOR PROPER BLENDING.	1.0000 SF per PC 5.30 LB per SF 5.30 LB per PC 10 PC per BX 10.00 SF per BX 53.00 LB per BX	\$ 12.50 S/F
	SPWH1224	PACIFIC WHITE HONED STONE 12" x 24" x 3/8" FIELD TILE TECH SPECS: PACIFIC WHITE RANGE VARIES WITHIN A SINGLE LOT. WE STRONGLY SUGGEST A DRY LAYOUT AND 25% OVERAGE OF MATERIAL TO ALLOW FOR PROPER BLENDING.	2.0000 SF per PC 5.50 LB per SF 11.00 LB per PC 5 PC per BX 10.00 SF per BX 55.00 LB per BX	\$ 15.00 S/F
	SPWP1224	PACIFIC WHITE POLISHED STONE 12" x 24" x 3/8" FIELD TILE TECH SPECS: PACIFIC WHITE RANGE VARIES WITHIN A SINGLE LOT. WE STRONGLY SUGGEST A DRY LAYOUT AND 25% OVERAGE OF MATERIAL TO ALLOW FOR PROPER BLENDING.	2.0000 SF per PC 5.40 LB per SF 10.80 LB per PC 5 PC per BX 10.00 SF per BX 54.00 LB per BX	\$ 15.50 S/F

BX (IN BOLD), SOLD IN FULL BOXES
 TEAL, SPECIAL ORDER ITEMS
 PURPLE, IN-HOUSE FABRICATION










LOT PHOTO APPROVAL
 INSTALLATION GUIDELINES

COMMODITY PRICING
 CUSTOM CUTTING

STONE COLORS P



STONE



IMAGE	CODE	DESCRIPTION	LIST	U/M
	SPWP18	PACIFIC WHITE POLISHED STONE 18" x 18" x 3/8" FIELD TILE TECH SPECS: PACIFIC WHITE RANGE VARIES WITHIN A SINGLE LOT. WE STRONGLY SUGGEST A DRY LAYOUT AND 25% OVERAGE OF MATERIAL TO ALLOW FOR PROPER BLENDING.	2.2500 SF per PC 5.50 LB per SF 12.38 LB per PC 6 PC per BX 13.50 SF per BX 74.25 LB per BX	\$ 17.00 S/F 
	SPWP1836	PACIFIC WHITE POLISHED STONE 18" x 36" x 3/8" FIELD TILE TECH SPECS: PACIFIC WHITE RANGE VARIES WITHIN A SINGLE LOT. WE STRONGLY SUGGEST A DRY LAYOUT AND 25% OVERAGE OF MATERIAL TO ALLOW FOR PROPER BLENDING.	4.5000 SF per PC 5.50 LB per SF 24.75 LB per PC 2 PC per BX 9.00 SF per BX 49.50 LB per BX	\$ 19.00 S/F 
	SPWPBASE	PACIFIC WHITE POLISHED STONE 4-3/4" x 12" x 3/4" BASE MOLDING	1.0000 LF per PC 3.76 LB per LF 3.76 LB per PC 5 PC per BX 5.00 LF per BX 18.80 LB per BX	\$ 22.00 EA 
	SPWPPEN	PACIFIC WHITE POLISHED STONE 3/4" x 12" x 3/4" LINER MOLDING	1.0000 LF per PC 0.61 LB per LF 0.61 LB per PC 15 PC per BX 15.00 LF per BX 9.15 LB per BX	\$ 11.00 EA 
	SPWPCHRAIL	PACIFIC WHITE POLISHED STONE 2" x 12" x 3/4" CHAIR RAIL MOLDING PROJECTION: 1"	1.0000 LF per PC 1.23 LB per LF 1.23 LB per PC 11 PC per BX 11.00 LF per BX 13.53 LB per BX	\$ 18.50 EA 

BX (IN BOLD), SOLD IN FULL BOXES
 TEAL, SPECIAL ORDER ITEMS
 PURPLE, IN-HOUSE FABRICATION

 LOT PHOTO APPROVAL
 INSTALLATION GUIDELINES

 COMMODITY PRICING
 CUSTOM CUTTING

STONE COLORS P

STONE



IMAGE	CODE	DESCRIPTION	LIST	U/M
	SPWPCHL1	CHELSEA 1 PACIFIC WHITE POLISHED STONE 3/4" x 12" x 3/4" LINER MOLDING PROJECTION: 3/4	1.0000 LF per PC 0.72 LB per LF 0.72 LB per PC 45 PC per BX 45.00 LF per BX 32.40 LB per BX	\$ 13.00 EA
	SPWPCHL2	CHELSEA 2 PACIFIC WHITE POLISHED STONE 1-1/4" x 12" x 3/4" LINER MOLDING PROJECTION: 3/4	1.0000 LF per PC 1.12 LB per LF 1.12 LB per PC 30 PC per BX 30.00 LF per BX 33.60 LB per BX	\$ 16.00 EA
	SEPWOP1POL	OPUS 1 PACIFIC WHITE POLISHED STONE 1/2" x 12" x 3/4" BACCELLO MOLDING PROJECTION: 3/4"	1.0000 LF per PC 0.50 LB per LF 0.50 LB per PC 28 PC per BX 28.00 LF per BX 14.00 LB per BX	\$ 11.00 EA
	SEPWOP3POL	OPUS 3 PACIFIC WHITE POLISHED STONE 1-7/8" x 12" x 1/2" CORNICHE MOLDING PROJECTION: 1-1/8"	1.0000 LF per PC 1.60 LB per LF 1.60 LB per PC 18 PC per BX 18.00 LF per BX 28.80 LB per BX	\$ 27.00 EA
	SEPWOP5POL	OPUS 5 PACIFIC WHITE POLISHED STONE 4-7/8" x 12" x 3/8" BASE MOLDING PROJECTION: 5/8"	1.0000 LF per PC 3.00 LB per LF 3.00 LB per PC 10 PC per BX 10.00 LF per BX 30.00 LB per BX	\$ 33.00 EA

BX (IN BOLD), SOLD IN FULL BOXES
 TEAL, SPECIAL ORDER ITEMS
 PURPLE, IN-HOUSE FABRICATION











LOT PHOTO APPROVAL
 INSTALLATION GUIDELINES

COMMODITY PRICING
 CUSTOM CUTTING

STONE COLORS P



STONE



IMAGE	CODE	DESCRIPTION	LIST	U/M
	MERBPPW	PACIFIC WHITE POLISHED STONE 3/8" X 1-3/16 ROMAN BRICK MOSAIC INTERLOCKING SHEET ROW INFO: 24 ROWS OF 9 (216 PIECES PER SHEET) SHEET COVERAGE AREA: 11-1/4" x 11-1/16" x 3/8" (0.8700 SF/PC)	0.8700 SF per PC 3.71 LB per SF 3.23 LB per PC 10 PC per BX 8.70 SF per BX 32.28 LB per BX	\$ 22.00 S/F 
	SPWPHX3	PACIFIC WHITE POLISHED STONE 1-1/4" X 1-1/4" X 3/8" HEXAGON 3.0CM MOSAIC 3CM ROW INFO: 9 ROWS OF 11 PIECES (99 PIECES PER SHEET) SHEET COVERAGE AREA: 12-1/8" x 11-3/8" x 3/8" (0.9600 SF/PC)	0.9600 SF per PC 4.80 LB per SF 4.61 LB per PC 10 PC per BX 9.60 SF per BX 46.08 LB per BX	\$ 22.00 S/F 
	SPWPBJ3	PACIFIC WHITE POLISHED STONE 1-1/4" X 1-1/4" X 3/8" BROKEN JOINT 3.0CM MOSAIC INTERLOCKING SHEET 3CM ROW INFO: 10 ROWS OF RANDOM PLACED PIECES SHEET COVERAGE AREA: 12" x 12" x 3/8" (1.0000 SF/PC)	1.0000 SF per PC 4.64 LB per SF 4.64 LB per PC 10 PC per BX 10.00 SF per BX 46.40 LB per BX	\$ 20.00 S/F 
	SPWPSJ1	PACIFIC WHITE POLISHED STONE 5/8" X 5/8" X 3/8" STRAIGHT JOINT 1.5CM MOSAIC 1.5CM ROW INFO: 18 ROWS OF 18 (324 PIECES PER SHEET) SHEET COVERAGE AREA: 12" x 12" x 3/8" (1.0000 SF/PC)	1.0000 SF per PC 4.10 LB per SF 4.10 LB per PC 10 PC per BX 10.00 SF per BX 41.00 LB per BX	\$ 20.00 S/F 
	SPWPSJ3	PACIFIC WHITE POLISHED STONE 1-1/4" X 1-1/4" X 3/8" STRAIGHT JOINT 3.0CM MOSAIC INTERLOCKING SHEET 3CM ROW INFO: 10 ROWS OF 10 (100 PIECES PER SHEET) SHEET COVERAGE AREA: 12" x 12" x 3/8" (1.0000 SF/PC)	1.0000 SF per PC 4.65 LB per SF 4.65 LB per PC 10 PC per BX 10.00 SF per BX 46.50 LB per BX	\$ 19.00 S/F 

BX (IN BOLD), SOLD IN FULL BOXES
 TEAL, SPECIAL ORDER ITEMS
 PURPLE, IN-HOUSE FABRICATION










 LOT PHOTO APPROVAL
 INSTALLATION GUIDELINES

 COMMODITY PRICING
 CUSTOM CUTTING

STONE COLORS P



STONE



IMAGE	CODE	DESCRIPTION	LIST	U/M
	SLPWP1.8	PACIFIC WHITE POLISHED STONE 3/4" SLAB 1.8CM THICK Material Type: Marble Material Origin: China Acid Sensitivity: High	\$ 48.00	S/F 
	SPBCCP18	PALISANDRO BLUETTE CROSS CUT POLISHED STONE 18" x 18" x 3/8" FIELD TILE INSTALL WITH GRANIRAPID ONLY, SEE INSTALLATION PRODUCTS TECH SPECS: DO NOT INSTALL WITH ORGANIC ADHESIVE, OR AREAS WITH RISING MOISTURE	2.2500 SF per PC 6.20 LB per SF 13.95 LB per PC 6 PC per BX 13.50 SF per BX 83.70 LB per BX	\$ 59.00 S/F 
	SPBCCSLP2	PALISANDRO BLUETTE CROSS CUT POLISHED STONE 3/4" SLAB Material Type: Marble Material Origin: Italy Acid Sensitivity: High	\$ 80.00	S/F
	SLPALBRZP2	PALISSANDRO BRONZE POLISHED STONE 3/4" SLAB 2CM THICK Material Type: Marble Material Origin: Italy Acid Sensitivity: High TECH SPECS: THE M.I.A. RECOMMENDS INSTALLING RESIN- BACKED STONE WITH EPOXY-BASED SETTING MATERIALS. CONSULT YOUR SETTING MATERIALS MANUFACTURER FOR SPECIFIC RECOMMENDATIONS	\$ 39.00	S/F 
	SLPANDAP2	PANDA WHITE POLISHED STONE 3/4" SLAB 2CM THICK Material Type: Marble Material Origin: China Acid Sensitivity: TECH SPECS: THE M.I.A. RECOMMENDS INSTALLING RESIN- BACKED STONE WITH EPOXY-BASED SETTING MATERIALS. CONSULT YOUR SETTING MATERIALS MANUFACTURER FOR SPECIFIC RECOMMENDATIONS	\$ 57.00	S/F 

BX (IN BOLD), SOLD IN FULL BOXES
 TEAL, SPECIAL ORDER ITEMS
 PURPLE, IN-HOUSE FABRICATION




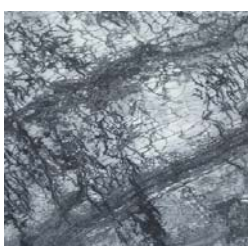

 LOT PHOTO APPROVAL
 INSTALLATION GUIDELINES

 COMMODITY PRICING
 CUSTOM CUTTING

STONE COLORS P



STONE



IMAGE	CODE	DESCRIPTION	LIST	U/M
	SLPNZZOP2	<p>PAONAZZO POLISHED STONE 3/4" SLAB 2CM THICK</p> <p>Material Type: Marble Material Origin: Italy Acid Sensitivity: High</p> <p>TECH SPECS: THE M.I.A. RECOMMENDS INSTALLING RESIN-BACKED STONE WITH EPOXY-BASED SETTING MATERIALS. CONSULT YOUR SETTING MATERIALS MANUFACTURER FOR SPECIFIC RECOMMENDATIONS</p>	\$ 62.00	S/F
	SLPATGP3	<p>PATAGONIA POLISHED STONE 1-1/4" SLAB 3CM THICK</p> <p>Material Type: Granite Material Origin: Brazil Acid Sensitivity: Minimal</p> <p>TECH SPECS: THE M.I.A. RECOMMENDS INSTALLING RESIN-BACKED STONE WITH EPOXY-BASED SETTING MATERIALS. CONSULT YOUR SETTING MATERIALS MANUFACTURER FOR SPECIFIC RECOMMENDATIONS</p>	\$ 107.00	S/F
	SLPDCH3	<p>PIETRA DEL CARDOSO HONED STONE 1-1/4" SLAB 3CM THICK</p> <p>Material Type: Schist Material Origin: Italy Acid Sensitivity: Minimal</p> <p>TECH SPECS: THIS IS A SLATE LIKE STONE, AND COULD EXHIBIT SPALLED AREAS OR EDGES. USE CAUTION WHEN STANDING ON EDGE.</p>	\$ 60.00	S/F
	SLPVIVH2	<p>PIETRA VIVA HONED STONE 3/4" SLAB 2CM THICK</p> <p>Material Type: Marble Material Origin: Spain Acid Sensitivity: High</p> <p>TECH SPECS: THE M.I.A. RECOMMENDS INSTALLING RESIN-BACKED STONE WITH EPOXY-BASED SETTING MATERIALS. CONSULT YOUR SETTING MATERIALS MANUFACTURER FOR SPECIFIC RECOMMENDATIONS</p>	\$ 33.50	S/F
	SLPLRWHTP3	<p>PILLOW WHITE POLISHED STONE 1-1/4" SLAB 3CM THICK</p> <p>Material Type: Marble Material Origin: Acid Sensitivity: High</p> <p>TECH SPECS: THE M.I.A. RECOMMENDS INSTALLING RESIN-BACKED STONE WITH EPOXY-BASED SETTING MATERIALS. CONSULT YOUR SETTING MATERIALS MANUFACTURER FOR SPECIFIC RECOMMENDATIONS</p>	\$ 56.00	S/F

BX (IN BOLD), SOLD IN FULL BOXES
TEAL, SPECIAL ORDER ITEMS
PURPLE, IN-HOUSE FABRICATION

 LOT PHOTO APPROVAL
 INSTALLATION GUIDELINES

 COMMODITY PRICING
 CUSTOM CUTTING

STONE COLORS P

STONE



IMAGE	CODE	DESCRIPTION	LIST	U/M
	SLPOBRP3	<p>PORTORO BROWN VEIN CUT POLISHED STONE 1-1/4" SLAB 3CM THICK</p> <p>Material Type: Marble Material Origin: China Acid Sensitivity: High</p> <p>TECH SPECS: THE M.I.A. RECOMMENDS INSTALLING RESIN-BACKED STONE WITH EPOXY-BASED SETTING MATERIALS. CONSULT YOUR SETTING MATERIALS MANUFACTURER FOR SPECIFIC RECOMMENDATIONS</p>	\$ 44.25	S/F
	SPGPBHEX	<p>PRIME GREY POLISHED STONE BEVELED 3- 5/16" x 4- 7/16" x 1/4" FIELD DIMENSIONAL</p>	0.1000 SF per PC \$ 36.00	S/F
	SPGPBSQ	<p>PRIME GREY POLISHED STONE BEVELED 2-3/4" x 2-3/4" x 1/4" FIELD DIMENSIONAL PROJECTION: 1/4"</p>	0.0525 SF per PC \$ 38.00	S/F
	SLPGP3	<p>PRINCESS GREY POLISHED STONE 1-1/4" SLAB 3CM THICK</p> <p>Material Type: Calcite Material Origin: Brazil Acid Sensitivity: High</p> <p>TECH SPECS: THE M.I.A. RECOMMENDS INSTALLING RESIN-BACKED STONE WITH EPOXY-BASED SETTING MATERIALS. CONSULT YOUR SETTING MATERIALS MANUFACTURER FOR SPECIFIC RECOMMENDATIONS</p>	\$ 80.00	S/F
	SLWPQH2	<p>PRINCESS WHITE HONED STONE 3/4" SLAB 2CM THICK</p> <p>Material Type: Quartzite Material Origin: Namibia Acid Sensitivity: Minimal</p> <p>TECH SPECS: THE M.I.A. RECOMMENDS INSTALLING RESIN-BACKED STONE WITH EPOXY-BASED SETTING MATERIALS. CONSULT YOUR SETTING MATERIALS MANUFACTURER FOR SPECIFIC RECOMMENDATIONS</p>	\$ 90.00	S/F

BX (IN BOLD), SOLD IN FULL BOXES
TEAL, SPECIAL ORDER ITEMS
PURPLE, IN-HOUSE FABRICATION

LOT PHOTO APPROVAL
 INSTALLATION GUIDELINES

COMMODITY PRICING
 CUSTOM CUTTING

STONE COLORS P

STONE



IMAGE	CODE	DESCRIPTION	LIST	U/M
	<p>SLWPQP3</p>	<p>PRINCESS WHITE POLISHED STONE 1-1/4" SLAB 3CM THICK</p> <p>Material Type: Quartzite Material Origin: Namibia Acid Sensitivity: Minimal</p> <p>TECH SPECS: THE M.I.A. RECOMMENDS INSTALLING RESIN-BACKED STONE WITH EPOXY-BASED SETTING MATERIALS. CONSULT YOUR SETTING MATERIALS MANUFACTURER FOR SPECIFIC RECOMMENDATIONS</p>	<p>\$ 125.00</p>	<p>S/F</p>

BX (IN BOLD), SOLD IN FULL BOXES
TEAL, SPECIAL ORDER ITEMS
PURPLE, IN-HOUSE FABRICATION



LOT PHOTO APPROVAL
 INSTALLATION GUIDELINES

COMMODITY PRICING
 CUSTOM CUTTING

STONE COLORS R

STONE



IMAGE	CODE	DESCRIPTION	LIST	U/M
	SLRAP2	<p>ROUGE ANTIQUE POLISHED STONE 3/4" SLAB 2CM THICK</p> <p>Material Type: Marble Material Origin: France Acid Sensitivity: High</p> <p>TECH SPECS: THE M.I.A. RECOMMENDS INSTALLING RESIN-BACKED STONE WITH EPOXY-BASED SETTING MATERIALS. CONSULT YOUR SETTING MATERIALS MANUFACTURER FOR SPECIFIC RECOMMENDATIONS</p>	\$ 152.00	S/F
	SLRWHP3	<p>ROYAL WHITE POLISHED STONE 1-1/4" SLAB 3CM SLAB</p> <p>Material Type: Granite Material Origin: Acid Sensitivity: Minimal</p> <p>TECH SPECS: THE M.I.A. RECOMMENDS INSTALLING RESIN-BACKED STONE WITH EPOXY-BASED SETTING MATERIALS. CONSULT YOUR SETTING MATERIALS MANUFACTURER FOR SPECIFIC RECOMMENDATIONS</p>	\$ 60.00	S/F

BX (IN BOLD), SOLD IN FULL BOXES
 TEAL, SPECIAL ORDER ITEMS
 PURPLE, IN-HOUSE FABRICATION









 LOT PHOTO APPROVAL
 INSTALLATION GUIDELINES

 COMMODITY PRICING
 CUSTOM CUTTING

STONE COLORS S



STONE



IMAGE	CODE	DESCRIPTION	LIST	U/M
	SSGA1624	SEA GREY ROMAN ANTIQUED STONE CHISELED EDGE 16" x 24" x 5/8" FIELD TILE TECH SPECS: INSTALL WITH MAPEI ULTRAFLEX LFT	2.6700 SF per PC 7.50 LB per SF 20.03 LB per PC 4 PC per BX 10.68 SF per BX 80.10 LB per BX	\$ 21.00 S/F
	SLSEQBRNL3	SEQUOIA BROWN LEATHER STONE 1-1/4" SLAB 3CM THICK Material Type: Silicate Marble Material Origin: Brazil Acid Sensitivity: High TECH SPECS: SEQUOIA BROWN IS SUSCEPTIBLE TO ACID-ETCHING AND SCRATCHING. THE USE OF TENAX AGER TIGER COLOR ENHANCER IS AN EFFECTIVE MEANS OF MAKING SCRATCHES AND ETCH MARKS. THE M.I.A. RECOMMENDS INSTALLING RESIN-BACKED STONE WITH EPOXY-BASED SETTING MATERIALS. CONSULT YOUR SETTING MATERIALS MANUFACTURER FOR SPECIFIC RECOMMENDATIONS.		\$ 80.00 S/F 
	SLSEQGRP2	SEQUOIA GREY POLISHED STONE 3/4" SLAB 2 CM THICK Material Type: Silicate Marble Material Origin: Brazil Acid Sensitivity: High TECH SPECS: SEQUOIA GREY IS SUSCEPTIBLE TO ACID-ETCHING AND SCRATCHING. THE USE OF TENAX AGER TIGER COLOR ENHANCER IS AN EFFECTIVE MEANS OF MAKING SCRATCHES AND ETCH MARKS. THE M.I.A. RECOMMENDS INSTALLING RESIN-BACKED STONE WITH EPOXY-BASED SETTING MATERIALS. CONSULT YOUR SETTING MATERIALS MANUFACTURER FOR SPECIFIC RECOMMENDATIONS.		\$ 45.00 S/F 
	SSILTVHF1224	SILVER TRAVERTINE VEIN CUT FILLED HONED STONE STRAIGHT EDGE 12" x 24" x 3/8" FIELD TILE EXTREME RANGE VARIATION	2.0000 SF per PC 6.25 LB per SF 12.50 LB per PC 4 PC per BX 8.00 SF per BX 50.00 LB per BX	\$ 27.50 S/F 
	SSILTVHFHBLIN	SILVER TRAVERTINE VEIN CUT FILLED HONED STONE 5/8" X 4" X 3/8 HERRINGBONE MOSAIC INTERLOCKING SHEET ROW INFO: 12 ROWS OF 4 (48 PIECES PER SHEET) SHEET COVERAGE AREA: 9-5/8" x 10-3/4" x 3/8" (0.7200 SF/PC) lead time: 14 days EXTREME RANGE VARIATION	0.7200 SF per PC 6.00 LB per SF 4.32 LB per PC 10 PC per BX 7.20 SF per BX 43.20 LB per BX	\$ 50.00 S/F

BX (IN BOLD), SOLD IN FULL BOXES
TEAL, SPECIAL ORDER ITEMS
PURPLE, IN-HOUSE FABRICATION

 LOT PHOTO APPROVAL
 INSTALLATION GUIDELINES

 COMMODITY PRICING
 CUSTOM CUTTING

STONE COLORS S

STONE



IMAGE	CODE	DESCRIPTION	LIST	U/M
	SSILTVHFRB	SILVER TRAVERTINE VEIN CUT FILLED HONED STONE 5/8" X 1-7/8" X 3/8" ROMAN BRICK MOSAIC INTERLOCKING SHEET ROW INFO: 20 ROWS OF 6 (120 PIECES PER SHEET) SHEET COVERAGE AREA: 11-3/8" x 12-11/16" x 3/8" (1.0000 SF/PC) lead time: 14 days EXTREME RANGE VARIATION	1.0000 SF per PC 6.00 LB per SF 6.00 LB per PC 10 PC per BX 10.00 SF per BX 60.00 LB per BX	\$ 50.00 S/F
	SSILTVHFRB1X4	SILVER TRAVERTINE VEIN CUT FILLED HONED STONE 1-1/4" X 3-1/2" X 3/8" RUNNING BOND MOSAIC 3CM X 9CM ROW INFO: 10 ROWS OF 3 (30 PIECES PER SHEET) SHEET COVERAGE AREA: 11-7/16" x 12-11/16" x 3/8" (1.0000 SF/PC) min. qty: 1 PC lead time: 14 days EXTREME RANGE VARIATION	1.0000 SF per PC 6.00 LB per SF 6.00 LB per PC 10 PC per BX 10.00 SF per BX 60.00 LB per BX	\$ 50.00 S/F
	SSILTVHFRB3	SILVER TRAVERTINE VEIN CUT FILLED HONED STONE 1-1/4" X 1-1/4" X 3/8" RUNNING BOND 3.0CM MOSAIC INTERLOCKING SHEET 3CM ROW INFO: 10 ROWS OF 10 (100 PIECES PER SHEET) SHEET COVERAGE AREA: 12-11/16" x 12- 11/16" x 3/8" (1.1200 SF/PC) lead time: 14 days EXTREME RANGE VARIATION	1.1200 SF per PC 5.98 LB per SF 6.70 LB per PC 10 PC per BX 11.20 SF per BX 66.98 LB per BX	\$ 50.00 S/F
	SSILTVHFRBLIN	SILVER TRAVERTINE VEIN CUT FILLED HONED STONE 5/8" X 4" X 3/8" RUNNING BOND MOSAIC INTERLOCKING SHEET ROW INFO: 18 ROWS OF 3 (54 PIECES PER SHEET) SHEET COVERAGE AREA: 11-7/16" x 11-1/4" x 3/8" (0.8900 SF/PC) lead time: 14 days EXTREME RANGE VARIATION	0.8900 SF per PC 6.00 LB per SF 5.34 LB per PC 10 PC per BX 8.90 SF per BX 53.40 LB per BX	\$ 50.00 S/F
	SSILTVHFSJ1X4	SILVER TRAVERTINE VEIN CUT FILLED HONED STONE 1-1/4" X 3-1/2" X 3/8" STRAIGHT JOINT MOSAIC 3CM X 10 CM ROW INFO: 9 ROWS OF 3 (27 PIECES PER SHEET) SHEET COVERAGE AREA: 11-7/16" x 12-11/16" x 3/8" (1.0000 SF/PC) EXTREME RANGE VARIATION	1.0000 SF per PC 6.82 LB per SF 6.82 LB per PC 10 PC per BX 10.00 SF per BX 68.20 LB per BX	\$ 50.00 S/F

BX (IN BOLD), SOLD IN FULL BOXES
TEAL, SPECIAL ORDER ITEMS
PURPLE, IN-HOUSE FABRICATION

LOT PHOTO APPROVAL
 INSTALLATION GUIDELINES

COMMODITY PRICING
 CUSTOM CUTTING

STONE COLORS S

STONE



IMAGE	CODE	DESCRIPTION	LIST	U/M
	SSILTVHFSJ3	SILVER TRAVERTINE VEIN CUT FILLED HONED STONE 1-1/4" X 1-1/4" X 3/8 STRAIGHT JOINT MOSAIC 3CM ROW INFO: 10 ROWS OF 10 (100 PIECES PER SHEET) SHEET COVERAGE AREA: 12-11/16" x 12-11/16" x 3/8" (1.1200 SF/PC) min. qty: 1 PC lead time: 14 days EXTREME RANGE VARIATION	1.1200 SF per PC 6.00 LB per SF 6.72 LB per PC 10 PC per BX 11.20 SF per BX 67.20 LB per BX	\$ 50.00 S/F
	SSILTVHFSJLIN	SILVER TRAVERTINE VEIN CUT FILLED HONED STONE 5/8" X 4" X 3/8 LINEA MOSAIC INTERLOCKING SHEET ROW INFO: 18 ROWS OF 3 (54 PIECES PER SHEET) SHEET COVERAGE AREA: 11-1/2" x 11-1/4" x 3/8" (0.9000 SF/PC) lead time: 14 days EXTREME RANGE VARIATION	0.9000 SF per PC 6.00 LB per SF 5.40 LB per PC 10 PC per BX 9.00 SF per BX 54.00 LB per BX	\$ 50.00 S/F
	SSILTVHFSTILO	SILVER TRAVERTINE VEIN CUT FILLED HONED STONE STILO MOSAIC INTERLOCKING SHEET PIECE SIZES: 5/8, 13/16, 1-3/16 WIDTHS ROW INFO: 13 ROWS OF 2 (26 PIECES PER SHEET) SHEET COVERAGE AREA: 11-9/16" x 11-7/16" x 3/8" (0.9200 SF/PC) lead time: 14 days EXTREME RANGE VARIATION	0.9200 SF per PC 6.00 LB per SF 5.52 LB per PC 10 PC per BX 9.20 SF per BX 55.20 LB per BX	\$ 50.00 S/F
	SSWVP1224	SILVER WAVE POLISHED STONE 12" x 24" x 3/8" FIELD TILE TECH SPECS: THE MARBLE INSTITUTE OF AMERICA RECOMMENDS INSTALLING RESIN-BACKED STONE WITH EPOXY-BASED SETTING MATERIALS. CONSULT YOUR SETTING MATERIALS MANUFACTURER FOR SPECIFIC PRODUCT RECOMMENDATIONS.	2.0000 SF per PC 5.40 LB per SF 10.80 LB per PC 6 PC per BX 12.00 SF per BX 64.80 LB per BX	\$ 16.00 S/F
	SLSWVP2	SILVER WAVE POLISHED STONE 3/4" SLAB 2CM Material Type: Marble Material Origin: China Acid Sensitivity: Moderate TECH SPECS: THE M.I.A. RECOMMENDS INSTALLING RESIN BACKED STONE WITH EPOXY-BASED SETTING MATERIALS. CONSULT YOUR SETTING MATERIALS MANUFACTURER FOR SPECIFIC RECOMMENDATIONS.		\$ 40.00 S/F

BX (IN BOLD), SOLD IN FULL BOXES
TEAL, SPECIAL ORDER ITEMS
PURPLE, IN-HOUSE FABRICATION



LOT PHOTO APPROVAL



INSTALLATION GUIDELINES



COMMODITY PRICING



CUSTOM CUTTING

STONE COLORS S

STONE



IMAGE	CODE	DESCRIPTION	LIST	U/M
	SDUNSM1224	DUNE SMOKE MIXED FINISH STONE 12" x 24" x 1" FIELD DIMENSIONAL CRATED MATERIAL; PACKED TO ORDER APPROX. 56 S/F PER CRATE **Must be installed with a minimum 1/8" grout joint." TECH SPECS: THE DUNE PATTERN HAS JAGGED HORIZONTAL LINES THAT MAY APPEAR SLANTED UNDER SOME LIGHTING CONDITIONS. THIS OPTICAL ILLUSION CAN BE MINIMIZED BY LIGHTING FROM THE SIDE. TECH SPECS: DO NOT USE COLOR ENHANCER. INSTALL WITH MAPEI GRANIRAPID ONLY	2.0000 SF per PC 6.75 LB per SF 13.50 LB per PC 1 PC per BX 2.00 SF per BX 13.50 LB per BX	\$ 200.00 S/F
	SPANSM1224	PANNELI SMOKE TEXTURED STONE 12" x 24" x 3/8" FIELD DIMENSIONAL WALL ONLY TECH SPECS: PANNELI IS ASYMMETRICAL, MAINTAIN ORIENTATION OF PIECES FOR CONTINUITY OF PATTERN. TECH SPECS: MUST BE INSTALLED WITH MAPEI GRANIRAPID SYSTEM	2.0000 SF per PC 4.50 LB per SF 9.00 LB per PC 6 PC per BX 12.00 SF per BX 54.00 LB per BX	\$ 50.00 S/F
	SSMT412	SMOKE TUMBLED STONE 4" x 12" x 3/8" FIELD TILE TECH SPECS: INSTALL WITH MAPEI GRANIRAPID ONLY	0.3333 SF per PC 5.13 LB per SF 1.71 LB per PC 20 PC per BX 6.67 SF per BX 34.20 LB per BX	\$ 19.00 S/F
	SSMW612	SMOKE WAXED STONE 6" x 12" x 3/8" FIELD TILE TECH SPECS: INSTALL WITH MAPEI GRANIRAPID ONLY	0.5000 SF per PC 4.80 LB per SF 2.40 LB per PC 10 PC per BX 5.00 SF per BX 24.00 LB per BX	\$ 23.60 S/F
	SSMH12	SMOKE HONED STONE 12" x 12" x 3/8" FIELD TILE CRATED MATERIAL; PACKED TO ORDER TECH SPECS: INSTALL WITH MAPEI GRANIRAPID ONLY	1.0000 SF per PC 5.07 LB per SF 5.07 LB per PC 10 PC per BX 10.00 SF per BX 50.70 LB per BX	\$ 21.00 S/F

BX (IN BOLD), SOLD IN FULL BOXES
TEAL, SPECIAL ORDER ITEMS
PURPLE, IN-HOUSE FABRICATION

LOT PHOTO APPROVAL
 INSTALLATION GUIDELINES

COMMODITY PRICING
 CUSTOM CUTTING

STONE COLORS S

STONE



IMAGE	CODE	DESCRIPTION	LIST	U/M
	SSMW12	SMOKE WAXED STONE 12" x 12" x 3/8" FIELD TILE TECH SPECS: INSTALL WITH MAPEI GRANIRAPID ONLY	1.0000 SF per PC 5.20 LB per SF 5.20 LB per PC 10 PC per BX 10.00 SF per BX 52.00 LB per BX	\$ 22.00 S/F
	SSMH1224	SMOKE HONED STONE 12" x 24" x 3/8" FIELD TILE CRATED MATERIAL; PACKED TO ORDER TECH SPECS: INSTALL WITH MAPEI GRANIRAPID ONLY	2.0000 SF per PC 5.07 LB per SF 10.14 LB per PC 6 PC per BX 12.00 SF per BX 60.84 LB per BX	\$ 22.00 S/F
	SSMW1224	SMOKE WAXED STONE 12" x 24" x 3/8" FIELD TILE TECH SPECS: INSTALL WITH MAPEI GRANIRAPID ONLY	2.0000 SF per PC 4.94 LB per SF 9.88 LB per PC 6 PC per BX 12.00 SF per BX 59.28 LB per BX	\$ 24.00 S/F
	SSMH1836	SMOKE HONED STONE 18" x 36" x 3/8" FIELD TILE 2-pcs banded together comprise a full box. TECH SPECS: INSTALL WITH MAPEI GRANIRAPID ONLY	4.5000 SF per PC 5.07 LB per SF 22.82 LB per PC 2 PC per BX 9.00 SF per BX 45.63 LB per BX	\$ 36.00 S/F
	STEXSM918	TEXTURA SMOKE TEXTURED STONE 9" x 18" x 3/8" FIELD TILE TECH SPECS: INSTALL WITH MAPEI GRANIRAPID ONLY; DO NOT USE COLOR ENHANCER	1.1250 SF per PC 5.00 LB per SF 5.63 LB per PC 6 PC per BX 6.75 SF per BX 33.75 LB per BX	\$ 40.00 S/F

BX (IN BOLD), SOLD IN FULL BOXES
 TEAL, SPECIAL ORDER ITEMS
 PURPLE, IN-HOUSE FABRICATION

LOT PHOTO APPROVAL
 INSTALLATION GUIDELINES

COMMODITY PRICING
 CUSTOM CUTTING

STONE COLORS S



STONE



IMAGE	CODE	DESCRIPTION	LIST	U/M
	SSMHCHL1	CHELSEA 1 SMOKE HONED STONE 3/4" x 12" x 3/4" LINER MOLDING PROJECTION: 3/4"	1.0000 LF per PC 0.67 LB per LF 0.67 LB per PC 45 PC per BX 45.00 LF per BX 30.15 LB per BX	\$ 18.00 EA
	SSMHCHL2	CHELSEA 2 SMOKE HONED STONE 1-1/4" x 12" x 3/4" LINER MOLDING PROJECTION: 3/4"	1.0000 LF per PC 0.98 LB per LF 0.98 LB per PC 30 PC per BX 30.00 LF per BX 29.40 LB per BX	\$ 22.00 EA
	SESMOP1	OPUS 1 SMOKE HONED STONE 1/2" x 12" x 3/4" BACCELLO MOLDING PROJECTION: 3/4"	1.0000 LF per PC 0.50 LB per LF 0.50 LB per PC 28 PC per BX 28.00 LF per BX 14.00 LB per BX	\$ 14.00 EA
	SESMOP3	OPUS 3 SMOKE HONED STONE 1-7/8" x 12" x 1/2" CORNICE MOLDING PROJECTION: 1-1/8"	1.0000 LF per PC 1.60 LB per LF 1.60 LB per PC 18 PC per BX 18.00 LF per BX 28.80 LB per BX	\$ 33.00 EA
	SESMOP5	OPUS 5 SMOKE HONED STONE 4-7/8" x 12" x 3/8" BASE MOLDING PROJECTION: 5/8"	1.0000 LF per PC 3.00 LB per LF 3.00 LB per PC 10 PC per BX 10.00 LF per BX 30.00 LB per BX	\$ 39.00 EA

BX (IN BOLD), SOLD IN FULL BOXES
 TEAL, SPECIAL ORDER ITEMS
 PURPLE, IN-HOUSE FABRICATION







 LOT PHOTO APPROVAL
 INSTALLATION GUIDELINES

 COMMODITY PRICING
 CUSTOM CUTTING

STONE COLORS S



STONE



IMAGE	CODE	DESCRIPTION	LIST	U/M
	CUTMBWSMGF SPECIAL ORDER	SMOKE MIXED FINISH STONE 2 1/2" X 1 1/2" X 3/8 BASKETWEAVE MOSAIC INTERLOCKING SHEET ROW INFO: 6 ROWS OF 6 BARS, 6 ROWS OF 6 DOTS (72 PIECES PER SHEET) SHEET COVERAGE AREA: 11-1/4" x 11-1/4" x 3/8" (0.8800 SF/PC) min. qty: 1 PC lead time: 14 days smoke honed 90%, grey foussana honed 10%	0.8800 SF per PC 5.50 LB per SF 4.84 LB per PC 10 PC per BX 8.80 SF per BX 48.40 LB per BX	\$ 77.60 S/F
	SSMMHSJ1-1/4	SMOKE HONED STONE 1-1/4" X 1-1/4" X 3/8" STRAIGHT JOINT 3.0CM MOSAIC 3CM ROW INFO: 10 ROWS OF 10 (100 PIECES PER SHEET) SHEET COVERAGE AREA: 12" x 12" x 3/8" (1.0000 SF/PC) TECH SPECS: INSTALL WITH MAPEI GRANIRAPID ONLY	1.0000 SF per PC 5.05 LB per SF 5.05 LB per PC 10 PC per BX 10.00 SF per BX 50.50 LB per BX	\$ 32.00 S/F
	SSMMWLIN	SMOKE WAXED STONE 5/8" X 4" X 3/8 LINEA MOSAIC ROW INFO: 18 ROWS OF 3 (54 PIECES PER SHEET) SHEET COVERAGE AREA: 12" x 12" x 3/8" (1.0000 SF/PC) TECH SPECS: INSTALL WITH MAPEI GRANIRAPID ONLY	1.0000 SF per PC 5.00 LB per SF 5.00 LB per PC 10 PC per BX 10.00 SF per BX 50.00 LB per BX	\$ 46.70 S/F
	SWHIRLSMMH	WHIRLWIND® SMOKE HONED STONE MOSAIC SHEET COVERAGE AREA: 10-1/2" x 16-1/4" x 3/8" (1.1800 SF/PC) TECH SPECS: MUST BE INSTALLED WITH MAPEI GRANIRAPID SYSTEM	1.1800 SF per PC 5.00 LB per SF 5.90 LB per PC 10 PC per BX 11.80 SF per BX 59.00 LB per BX	\$ 95.00 S/F
	SLSMP2	SMOKE POLISHED STONE 3/4" SLAB 2CM THICK SOME LOTS MAY BE BOOKMATCHED. LOCAL DELIVERIES ONLY - NOT SUITABLE FOR LTL SHIPMENTS! TECH SPECS: THE M.I.A. RECOMMENDS INSTALLING RESIN-BACKED STONE WITH EPOXY-BASED SETTING MATERIALS. CONSULT YOUR SETTING MATERIALS MANUFACTURER FOR SPECIFIC RECOMMENDATIONS.		\$ 45.00 S/F 

BX (IN BOLD), SOLD IN FULL BOXES
TEAL, SPECIAL ORDER ITEMS
PURPLE, IN-HOUSE FABRICATION


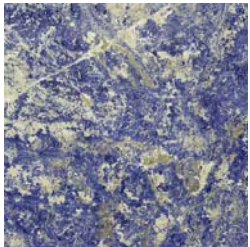



 LOT PHOTO APPROVAL
 INSTALLATION GUIDELINES

 COMMODITY PRICING
 CUSTOM CUTTING

STONE COLORS S



STONE



IMAGE	CODE	DESCRIPTION	LIST	U/M
	SLSMW2	SMOKE WAXED STONE 3/4" SLAB Material Type: Limestone Material Origin: Tunisia Acid Sensitivity: High LOCAL DELIVERIES ONLY - NOT SUITABLE FOR LTL SHIPMENTS! TECH SPECS: THE M.I.A. RECOMMENDS INSTALLING RESINBACKED STONE WITH EPOXY-BASED SETTING MATERIALS. CONSULT YOUR SETTING MATERIALS MANUFACTURER FOR SPECIFIC RECOMMENDATIONS.	\$ 45.00	S/F
	SLSDXP2	SODALITE EXTRA POLISHED STONE 3/4" SLAB 2CM Material Type: Igneous Material Origin: Bolivia Acid Sensitivity: Moderate TECH SPECS: THE M.I.A. RECOMMENDS INSTALLING RESINBACKED STONE WITH EPOXY-BASED SETTING MATERIALS. CONSULT YOUR SETTING MATERIALS MANUFACTURER FOR SPECIFIC RECOMMENDATIONS.	\$ 276.00	S/F
	SSWP12X24	SPRING WHITE POLISHED STONE 12" x 24" x 3/8" FIELD TILE	2.0000 SF per PC 5.00 LB per SF 10.00 LB per PC 10 PC per BX 20.00 SF per BX 100.00 LB per BX	\$ 21.00 S/F
	SSWP18	SPRING WHITE POLISHED STONE 18" x 18" x 3/8" FIELD TILE	2.2500 SF per PC 5.56 LB per SF 12.51 LB per PC 6 PC per BX 13.50 SF per BX 75.06 LB per BX	\$ 21.00 S/F
	SSWPHEX	SPRING WHITE POLISHED STONE 1-1/4" X 1-1/4" X 3/8" HEXAGON 3.0CM MOSAIC INTERLOCKING SHEET 3CM ROW INFO: 10 ROWS OF 9 (90 PIECES PER SHEET) SHEET COVERAGE AREA: 11-1/8" x 11-1/2" x 3/8" (0.8900 SF/PC)	0.8900 SF per PC 5.66 LB per SF 5.04 LB per PC 10 PC per BX 8.90 SF per BX 50.37 LB per BX	\$ 50.00 S/F

BX (IN BOLD), SOLD IN FULL BOXES
TEAL, SPECIAL ORDER ITEMS
PURPLE, IN-HOUSE FABRICATION

 LOT PHOTO APPROVAL
 INSTALLATION GUIDELINES

 COMMODITY PRICING
 CUSTOM CUTTING

STONE COLORS S



STONE



IMAGE	CODE	DESCRIPTION	LIST	U/M
	SLSTA1P2	<p>STATUARIO A1 SELECT POLISHED STONE 3/4" SLAB 2CM THICK</p> <p>Material Type: Marble Material Origin: Italy Acid Sensitivity: Moderate</p>	\$ 240.00	S/F
	SLSTA1P3	<p>STATUARIO A1 SELECT POLISHED STONE 1-1/4" SLAB 3CM THICK</p> <p>Material Type: Marble Material Origin: Italy Acid Sensitivity: Moderate</p>	\$ 280.00	S/F
	SLSTA2P2	<p>STATUARIO A2 STANDARD POLISHED STONE 3/4" SLAB 2CM THICK</p> <p>Material Type: Marble Material Origin: Italy Acid Sensitivity: Moderate</p>	\$ 120.00	S/F
	SLSTA2P3	<p>STATUARIO A2 STANDARD POLISHED STONE 1-1/4" SLAB 3CM THICK</p> <p>Material Type: Marble Material Origin: Italy Acid Sensitivity: Moderate</p> <p>TECH SPECS: THE M.I.A. RECOMMENDS INSTALLING RESIN-BACKED STONE WITH EPOXY-BASED SETTING MATERIALS. CONSULT YOUR SETTING MATERIALS MANUFACTURER FOR SPECIFIC RECOMMENDATIONS.</p>	\$ 160.00	S/F
	SLSTA3P2	<p>STATUARIO A3 COMMERCIAL POLISHED STONE 3/4" SLAB 2CM THICK</p> <p>Material Type: Marble Material Origin: Italy Acid Sensitivity: Moderate</p>	\$ 110.00	S/F

BX (IN BOLD), SOLD IN FULL BOXES
TEAL, SPECIAL ORDER ITEMS
PURPLE, IN-HOUSE FABRICATION

 LOT PHOTO APPROVAL
 INSTALLATION GUIDELINES

 COMMODITY PRICING
 CUSTOM CUTTING

STONE COLORS S

STONE



IMAGE	CODE	DESCRIPTION	LIST	U/M
	SSTHHEX4	STATUARY HONED STONE 4" x 4" x 3/8" FIELD TILE Actual Dimension: 3.801"x 4.384"	0.0909 SF per PC 5.72 LB per SF 0.52 LB per PC 40 PC per BX 3.64 SF per BX 20.80 LB per BX	\$ 33.50 S/F
	SSTH612	STATUARY HONED STONE 6" x 12" x 3/8" FIELD TILE	0.5000 SF per PC 5.60 LB per SF 2.80 LB per PC 10 PC per BX 5.00 SF per BX 28.00 LB per BX	\$ 36.50 S/F
	SSTP612	STATUARY POLISHED STONE 6" x 12" x 3/8" FIELD TILE	0.5000 SF per PC 5.60 LB per SF 2.80 LB per PC 10 PC per BX 5.00 SF per BX 28.00 LB per BX	\$ 36.50 S/F
	SSTH1224	STATUARY HONED STONE 12" x 24" x 3/8" FIELD TILE	2.0000 SF per PC 5.50 LB per SF 11.00 LB per PC 6 PC per BX 12.00 SF per BX 66.00 LB per BX	\$ 45.00 S/F
	SSTP1224	STATUARY POLISHED STONE 12" x 24" x 3/8" FIELD TILE	2.0000 SF per PC 5.50 LB per SF 11.00 LB per PC 6 PC per BX 12.00 SF per BX 66.00 LB per BX	\$ 45.00 S/F

BX (IN BOLD), SOLD IN FULL BOXES
 TEAL, SPECIAL ORDER ITEMS
 PURPLE, IN-HOUSE FABRICATION




LOT PHOTO APPROVAL
 INSTALLATION GUIDELINES

COMMODITY PRICING
 CUSTOM CUTTING

STONE COLORS S



STONE



IMAGE	CODE	DESCRIPTION	LIST	U/M
	SSTP16	STATUARY POLISHED STONE 16" x 16" x 3/8" FIELD TILE	1.7800 SF per PC 5.50 LB per SF 9.79 LB per PC 6 PC per BX 10.68 SF per BX 58.74 LB per BX	\$ 38.00 S/F 
	SSTAPCHL1	CHELSEA 1 STATUARY POLISHED STONE 3/4" x 12" x 3/4" LINER MOLDING PROJECTION: 3/4"	1.0000 LF per PC 0.68 LB per LF 0.68 LB per PC 45 PC per BX 45.00 LF per BX 30.60 LB per BX	\$ 18.00 EA
	SSTAPCHL2	CHELSEA 2 STATUARY POLISHED STONE 1-1/4" x 12" x 3/4" LINER MOLDING PROJECTION: 3/4"	1.0000 LF per PC 0.98 LB per LF 0.98 LB per PC 30 PC per BX 30.00 LF per BX 29.40 LB per BX	\$ 22.00 EA
	SESTOP1POL	OPUS 1 STATUARY POLISHED STONE 1/2" x 12" x 3/4" BACCELLO MOLDING PROJECTION: 3/4"	1.0000 LF per PC 0.50 LB per LF 0.50 LB per PC 28 PC per BX 28.00 LF per BX 14.00 LB per BX	\$ 17.00 EA
	SESTOP3POL	OPUS 3 STATUARY POLISHED STONE 1-7/8" x 12" x 1/2" CORNICE MOLDING PROJECTION: 1-1/8"	1.0000 LF per PC 1.60 LB per LF 1.60 LB per PC 18 PC per BX 18.00 LF per BX 28.80 LB per BX	\$ 45.00 EA

BX (IN BOLD), SOLD IN FULL BOXES
 TEAL, SPECIAL ORDER ITEMS
 PURPLE, IN-HOUSE FABRICATION










 LOT PHOTO APPROVAL
 INSTALLATION GUIDELINES

 COMMODITY PRICING
 CUSTOM CUTTING

STONE COLORS S



STONE



IMAGE	CODE	DESCRIPTION	LIST	U/M
	SESTOP5POL	OPUS 5 STATUARY POLISHED STONE 4-7/8" x 12" x 3/8" BASE MOLDING PROJECTION: 5/8"	1.0000 LF per PC 3.00 LB per LF 3.00 LB per PC 10 PC per BX 10.00 LF per BX 30.00 LB per BX	\$ 55.00 EA
	MESTPBJ3	STATUARY POLISHED STONE 1-1/4" X 1-1/4" X 3/8" BROKEN JOINT 3.0CM MOSAIC INTERLOCKING SHEET 3CM ROW INFO: 10 ROWS OF RANDOM PLACED PIECES SHEET COVERAGE AREA: 12-9/16" x 12-1/6" x 3/8" (1.0500 SF/PC)	1.0500 SF per PC 4.43 LB per SF 4.65 LB per PC 10 PC per BX 10.50 SF per BX 46.52 LB per BX	\$ 33.00 S/F 
	MESTPHX	STATUARY POLISHED STONE 1-1/4" X 1-1/4" X 3/8" HEXAGON 3.0CM MOSAIC INTERLOCKING SHEET 3CM ROW INFO: 9 ROWS OF 11 (99 PIECES PER SHEET) SHEET COVERAGE AREA: 12-1/8" x 11-7/16" x 3/8" (0.9600 SF/PC)	0.9600 SF per PC 4.15 LB per SF 3.98 LB per PC 10 PC per BX 9.60 SF per BX 39.84 LB per BX	\$ 40.00 S/F 
	MESTPSJ1 SPECIAL ORDER	STATUARY POLISHED STONE 5/8" X 5/8" X 3/8" STRAIGHT JOINT 1.5CM MOSAIC 1.5CM ROW INFO: 18 ROWS OF 18 (324 PIECES PER SHEET) SHEET COVERAGE AREA: 12" x 12" x 3/8" (1.0000 SF/PC) min. qty: 50 SF lead time: 90 days	1.0000 SF per PC 3.82 LB per SF 3.82 LB per PC 10 PC per BX 10.00 SF per BX 38.20 LB per BX	\$ 33.00 S/F 
	SLSPRHP3	SUPER WHITE POLISHED STONE 1-1/4" SLAB 3CM THICK Material Type: Marble Material Origin: Brazil Acid Sensitivity: Moderate TECH SPECS: THE M.I.A. RECOMMENDS INSTALLING RESIN-BACKED STONE WITH EPOXY-BASED SETTING MATERIALS. CONSULT YOUR SETTING MATERIALS MANUFACTURER FOR SPECIFIC RECOMMENDATIONS.		\$ 85.00 S/F 

BX (IN BOLD), SOLD IN FULL BOXES
TEAL, SPECIAL ORDER ITEMS
PURPLE, IN-HOUSE FABRICATION





 LOT PHOTO APPROVAL
 INSTALLATION GUIDELINES

 COMMODITY PRICING
 CUSTOM CUTTING

STONE COLORS S

STONE



IMAGE	CODE	DESCRIPTION	LIST	U/M
	<p>SLSPRLTVH3</p>	<p>SUPERLATIVE HONED STONE 1-1/4" SLAB 3CM THICK</p> <p>Material Type: Dolomite Material Origin: Brazil Acid Sensitivity: Minimal</p> <p>TECH SPECS: THE M.I.A. RECOMMENDS INSTALLING RESIN-BACKED STONE WITH EPOXY-BASED SETTING MATERIALS. CONSULT YOUR SETTING MATERIALS MANUFACTURER FOR SPECIFIC RECOMMENDATIONS.</p>	<p>\$ 88.00</p> 	<p>S/F</p>
	<p>SLSPRLTVP2</p>	<p>SUPERLATIVE POLISHED STONE 3/4" SLAB 2CM THICK</p> <p>Material Type: Dolomite Material Origin: Brazil Acid Sensitivity: Minimal</p> <p>TECH SPECS: THE M.I.A. RECOMMENDS INSTALLING RESIN-BACKED STONE WITH EPOXY-BASED SETTING MATERIALS. CONSULT YOUR SETTING MATERIALS MANUFACTURER FOR SPECIFIC RECOMMENDATIONS.</p>	<p>\$ 52.00</p> 	<p>S/F</p>

BX (IN BOLD), SOLD IN FULL BOXES
TEAL, SPECIAL ORDER ITEMS
PURPLE, IN-HOUSE FABRICATION

 LOT PHOTO APPROVAL
 INSTALLATION GUIDELINES

 COMMODITY PRICING
 CUSTOM CUTTING

STONE COLORS T

STONE



IMAGE	CODE	DESCRIPTION	LIST	U/M
	SCHBLWJPESP SPECIAL ORDER	<p>ESPRIT BLANC POLISHED WATERJET 13-7/16" x 11-1/4" x 3/8" WJ MOSAIC INTERLOCKING SHEET min. qty: 1 PC lead time: 90 days</p> <p>thassos polished SUITABLE FOR CARPET CUTTING</p> <p>TECH SPECS: FRACTURES IN DELICATE FEATURES ARE INHERENT.</p>	<p>1.0350 SF per PC 5.02 LB per SF 5.20 LB per PC</p>	\$ 140.00 S/F
	SLMOPQP3	<p>MOTHER OF PEARL QUARTZITE POLISHED STONE 1-1/4" SLAB 3CM THICK</p> <p>Material Type: Quartzite Material Origin: Brazil Acid Sensitivity: Minimal TECH SPECS: THE MARBLE INSTITUTE OF AMERICA RECOMMENDS INSTALLING RESINBACKED STONE WITH EPOXY-BASED SETTING MATERIALS. CONSULT YOUR SETTING MATERIALS MANUFACTURER FOR SPECIFIC RECOMMENDATIONS.</p>		\$ 69.00 S/F
	SLTMP3	<p>TAJ MAHAL POLISHED STONE 1-1/4" SLAB 3CM THICK</p> <p>Material Type: Quartzite Material Origin: Brazil Acid Sensitivity: Minimal TECH SPECS: THE MARBLE INSTITUTE OF AMERICA RECOMMENDS INSTALLING RESIN-BACKED STONE WITH EPOXY-BASED SETTING MATERIALS. CONSULT YOUR SETTING MATERIALS MANUFACTURER FOR SPECIFIC RECOMMENDATIONS.</p>		\$ 82.50 S/F
	STHA1P36	<p>THASSOS A1 SELECT POLISHED STONE 3" x 6" x 3/8" FIELD TILE</p>	<p>0.1250 SF per PC 5.75 LB per SF 0.72 LB per PC 40 PC per BX 5.00 SF per BX 28.75 LB per BX</p>	\$ 25.00 S/F
	STHA1P612	<p>THASSOS A1 SELECT POLISHED STONE 6" x 12" x 3/8" FIELD TILE</p>	<p>0.5000 SF per PC 5.75 LB per SF 2.88 LB per PC 20 PC per BX 10.00 SF per BX 57.50 LB per BX</p>	\$ 23.30 S/F

BX (IN BOLD), SOLD IN FULL BOXES
TEAL, SPECIAL ORDER ITEMS
PURPLE, IN-HOUSE FABRICATION

LOT PHOTO APPROVAL
 INSTALLATION GUIDELINES

COMMODITY PRICING
 CUSTOM CUTTING

STONE COLORS T

STONE



IMAGE	CODE	DESCRIPTION	LIST	U/M
	STHA1P12	THASSOS A1 SELECT POLISHED STONE 12" x 12" x 3/8" FIELD TILE PUREST WHITE	1.0000 SF per PC 5.50 LB per SF 5.50 LB per PC 10 PC per BX 10.00 SF per BX 55.00 LB per BX	\$ 32.00 S/F
	STHA1P1224	THASSOS A1 SELECT POLISHED STONE 12" x 24" x 3/8" FIELD TILE PUREST WHITE	2.0000 SF per PC 5.50 LB per SF 11.00 LB per PC 6 PC per BX 12.00 SF per BX 66.00 LB per BX	\$ 46.00 S/F
	STHA1P18	THASSOS A1 SELECT POLISHED STONE 18" x 18" x 3/8" FIELD TILE PUREST WHITE	2.2500 SF per PC 5.05 LB per SF 11.36 LB per PC 5 PC per BX 11.25 SF per BX 56.81 LB per BX	\$ 49.00 S/F
	SLTHA1P2	THASSOS A1 SELECT POLISHED STONE 3/4" SLAB 2CM THICK Material Type: Marble Material Origin: Greece Acid Sensitivity: Moderate PUREST WHITE		\$ 135.00 S/F
	SLTHA1P3	THASSOS A1 SELECT POLISHED STONE 1-1/4" SLAB 3CM THICK Material Type: Marble Material Origin: Greece Acid Sensitivity: Moderate PUREST WHITE		\$ 189.00 S/F

BX (IN BOLD), SOLD IN FULL BOXES
 TEAL, SPECIAL ORDER ITEMS
 PURPLE, IN-HOUSE FABRICATION

LOT PHOTO APPROVAL
 INSTALLATION GUIDELINES

COMMODITY PRICING
 CUSTOM CUTTING

STONE COLORS T

STONE



IMAGE	CODE	DESCRIPTION	LIST	U/M
	STHA2P12	THASSOS A2 STANDARD POLISHED STONE 12" x 12" x 3/8" FIELD TILE MINIMAL VEINING / SPOTTING	1.0000 SF per PC 5.50 LB per SF 5.50 LB per PC 10 PC per BX 10.00 SF per BX 55.00 LB per BX	\$ 25.00 S/F
	STHA2P1224	THASSOS A2 STANDARD POLISHED STONE 12" x 24" x 3/8" FIELD TILE MINIMAL VEINING / SPOTTING	2.0000 SF per PC 5.50 LB per SF 11.00 LB per PC 6 PC per BX 12.00 SF per BX 66.00 LB per BX	\$ 34.00 S/F
	STHA3P12	THASSOS A3 COMMERCIAL POLISHED STONE 12" x 12" x 3/8" FIELD TILE MORE VEINING	1.0000 SF per PC 5.50 LB per SF 5.50 LB per PC 10 PC per BX 10.00 SF per BX 55.00 LB per BX	\$ 19.00 S/F
	STHA3H1224	THASSOS A3 COMMERCIAL HONED STONE 12" x 24" x 3/8" FIELD TILE	2.0000 SF per PC 5.50 LB per SF 11.00 LB per PC 6 PC per BX 12.00 SF per BX 66.00 LB per BX	\$ 24.00 S/F
	STHA3P18	THASSOS A3 COMMERCIAL POLISHED STONE 18" x 18" x 3/8" FIELD TILE	2.2500 SF per PC 5.05 LB per SF 11.36 LB per PC 5 PC per BX 11.25 SF per BX 56.81 LB per BX	\$ 34.00 S/F

BX (IN BOLD), SOLD IN FULL BOXES
 TEAL, SPECIAL ORDER ITEMS
 PURPLE, IN-HOUSE FABRICATION






LOT PHOTO APPROVAL
 INSTALLATION GUIDELINES

COMMODITY PRICING
 CUSTOM CUTTING

STONE COLORS T

STONE



IMAGE	CODE	DESCRIPTION	LIST	U/M
	STUXTHP	TUXEDO PARK SMALL THASSOS POLISHED STONE 9-1/2" x 2-3/4" x 3/8" FIELD DECORATIVE MIX WITH TUXEDO PARK SMALL DECOS TO CREATE A MORE INTRICATE OVERALL PATTERN	0.1800 SF per PC 5.72 LB per SF 1.03 LB per PC 30 PC per BX 5.40 SF per BX 30.89 LB per BX	\$ 35.00 S/F
	STHHBHEX	THASSOS HONED STONE BEVELED 3- 5/16" x 4- 7/16" x 1/4" FIELD DIMENSIONAL	0.1000 SF per PC	\$ 43.00 S/F
	STHPBHEX	THASSOS POLISHED STONE BEVELED 3- 5/16" x 4- 7/16" x 1/4" FIELD DIMENSIONAL	0.1000 SF per PC	\$ 43.00 S/F
	STHPBSQ	THASSOS POLISHED STONE BEVELED 2 -3/4" x 2 -3/4" x 1/4" FIELD DIMENSIONAL PROJECTION: 1/4"	0.0525 SF per PC	\$ 44.50 S/F
	SACROTHP12	ACROPOLIS THASSOS POLISHED STONE 2-5/16" x 12" x 3/16" FIELD DIMENSIONAL PROJECTION: 1"	0.1900 SF per PC	\$ 130.00 S/F

BX (IN BOLD), SOLD IN FULL BOXES
 TEAL, SPECIAL ORDER ITEMS
 PURPLE, IN-HOUSE FABRICATION

 LOT PHOTO APPROVAL
 INSTALLATION GUIDELINES

 COMMODITY PRICING
 CUSTOM CUTTING

STONE COLORS T

STONE



IMAGE	CODE	DESCRIPTION	LIST	U/M
	STHRP1224	<p>RAKED THASSOS MIXED FINISH STONE 12" x 24" x 3/8" FIELD TILE</p> <p>The deeply incised heavily textured Raked finish reveals the natural range of Thassos Marble. Subtle shade variations of white and inclusions are to be expected.</p>	<p>2.0000 SF per PC</p> <p>5.50 LB per SF</p> <p>11.00 LB per PC</p> <p>5 PC per BX</p> <p>10.00 SF per BX</p> <p>55.00 LB per BX</p>	<p>\$ 38.50 S/F</p> <p></p>
	STHPCHL1	<p>CHELSEA 1 THASSOS POLISHED STONE 3/4" x 12" x 3/4"</p> <p>LINER MOLDING</p> <p>PROJECTION: 3/4</p>	<p>1.0000 LF per PC</p> <p>0.72 LB per LF</p> <p>0.72 LB per PC</p> <p>45 PC per BX</p> <p>45.00 LF per BX</p> <p>32.40 LB per BX</p>	<p>\$ 20.00 EA</p>
	STHPCHL2	<p>CHELSEA 2 THASSOS POLISHED STONE 1-1/4" x 12" x 3/4"</p> <p>LINER MOLDING</p> <p>PROJECTION: 3/4</p>	<p>1.0000 LF per PC</p> <p>0.97 LB per LF</p> <p>0.97 LB per PC</p> <p>30 PC per BX</p> <p>30.00 LF per BX</p> <p>29.10 LB per BX</p>	<p>\$ 25.00 EA</p>
	SETHOP1POL	<p>OPUS 1 THASSOS POLISHED STONE 1/2" x 12" x 3/4"</p> <p>BACCELLO MOLDING</p> <p>PROJECTION: 3/4"</p>	<p>1.0000 LF per PC</p> <p>0.48 LB per LF</p> <p>0.48 LB per PC</p> <p>25 PC per BX</p> <p>25.00 LF per BX</p> <p>12.00 LB per BX</p>	<p>\$ 20.00 EA</p> <p></p>
	SETHOP3POL	<p>OPUS 3 THASSOS POLISHED STONE 1-7/8" x 12" x 1/2"</p> <p>CORNICE MOLDING</p> <p>PROJECTION: 1-1/8</p>	<p>1.0000 LF per PC</p> <p>1.44 LB per LF</p> <p>1.44 LB per PC</p> <p>16 PC per BX</p> <p>16.00 LF per BX</p> <p>23.04 LB per BX</p>	<p>\$ 40.00 EA</p> <p></p>

BX (IN BOLD), SOLD IN FULL BOXES
 TEAL, SPECIAL ORDER ITEMS
 PURPLE, IN-HOUSE FABRICATION

LOT PHOTO APPROVAL
 INSTALLATION GUIDELINES

COMMODITY PRICING
 CUSTOM CUTTING

STONE COLORS T

STONE



IMAGE	CODE	DESCRIPTION	LIST	U/M
	SETHOP5POL	OPUS 5 THASSOS POLISHED STONE 4-7/8" x 12" x 3/8" BASE MOLDING PROJECTION: 5/8"	1.0000 LF per PC 3.28 LB per LF 3.28 LB per PC 10 PC per BX 10.00 LF per BX 32.80 LB per BX	\$ 60.00 EA
	STHMPCHV1X3	THASSOS POLISHED STONE 1" X 3" X 3/8 CHEVRON MOSAIC ROW INFO: 9 ROWS OF 4 (36 PIECES PER SHEET) SHEET COVERAGE AREA: 12-1/16" x 9-3/4" x 3/8" (0.8200 SF/PC)	0.8200 SF per PC 4.73 LB per SF 3.88 LB per PC 10 PC per BX 8.20 SF per BX 38.79 LB per BX	\$ 36.00 S/F
	STHPOCTG	THASSOS POLISHED STONE 5 1/2" X 2" X 3/8 OCTAGONO MOSAIC ROW INFO: 4 ROWS OF 4 OCTAGONS (16 PIECES PER SHEET) SHEET COVERAGE AREA: 12-1/2" x 11-5/16" x 3/8" (0.9800 SF/PC) SHEET REQUIRES 16 DOTS TOTAL PRICE PER SF = UPCHARGE LISTED BELOW + SF LIST PRICE OF THE ITEM UPCHARGE FOR DOTS ADDED TO MESHED SHEETS: GROUP 1: \$20 SF, GROUP 2: \$25 SF, GROUP 3: \$28 SF, GROUP 4: \$34 SF	0.9800 SF per PC 4.69 LB per SF 4.60 LB per PC 10 PC per BX 9.80 SF per BX 45.96 LB per BX	\$ 40.90 S/F
	METHASHHX SPECIAL ORDER	THASSOS HONED STONE 1-1/4" X 1-1/4" X 3/8 HEXAGON 3.0CM MOSAIC INTERLOCKING SHEET 3CM ROW INFO: 9 ROWS OF 11 (99 PIECES PER SHEET) SHEET COVERAGE AREA: 11-3/8" x 12" x 3/8" (0.9600 SF/PC) min. qty: 50 SF lead time: 90 days TECH SPECS: INSTALL WITH WHITE THINSET ONLY. IF JOB REQUIRES MUD WORK, WHITE PORTLAND CEMENT MUST BE USED	0.9600 SF per PC 4.40 LB per SF 4.22 LB per PC 10 PC per BX 9.60 SF per BX 42.24 LB per BX	\$ 43.50 S/F
	METHHX	THASSOS POLISHED STONE 1-1/4" X 1-1/4" X 3/8 HEXAGON 3.0CM MOSAIC INTERLOCKING SHEET 3CM ROW INFO: 9 ROWS OF 11 (99 PIECES PER SHEET) SHEET COVERAGE AREA: 11-3/8" x 12" x 3/8" (0.9600 SF/PC) TECH SPECS: INSTALL WITH WHITE THINSET ONLY. IF JOB REQUIRES MUD WORK, WHITE PORTLAND CEMENT MUST BE USED	0.9600 SF per PC 4.40 LB per SF 4.22 LB per PC 10 PC per BX 9.60 SF per BX 42.24 LB per BX	\$ 43.50 S/F

BX (IN BOLD), SOLD IN FULL BOXES
TEAL, SPECIAL ORDER ITEMS
PURPLE, IN-HOUSE FABRICATION









LOT PHOTO APPROVAL
 INSTALLATION GUIDELINES

COMMODITY PRICING
 CUSTOM CUTTING

STONE COLORS T



STONE



IMAGE	CODE	DESCRIPTION	LIST	U/M
	METHPBJ3	THASSOS POLISHED STONE 1-1/4" X 1-1/4" X 3/8" BROKEN JOINT 3.0CM MOSAIC INTERLOCKING SHEET 3CM ROW INFO: 10 ROWS OF RANDOM PLACED PIECES SHEET COVERAGE AREA: 12" x 12" x 3/8" (1.0000 SF/PC)	1.0000 SF per PC 4.90 LB per SF 4.90 LB per PC 10 PC per BX 10.00 SF per BX 49.00 LB per BX	\$ 32.00 S/F 
	METHPSJ1	THASSOS POLISHED STONE 5/8" X 5/8" X 3/8" STRAIGHT JOINT 1.5CM MOSAIC 1.5CM ROW INFO: 19 ROWS OF 19 (361 PIECES PER SHEET) SHEET COVERAGE AREA: 12" x 12" x 3/8" (1.0000 SF/PC)	1.0000 SF per PC 4.15 LB per SF 4.15 LB per PC 10 PC per BX 10.00 SF per BX 41.50 LB per BX	\$ 30.50 S/F 
	METHPSJ3	THASSOS POLISHED STONE 1-1/4" X 1-1/4" X 3/8" STRAIGHT JOINT 3.0CM MOSAIC 3CM ROW INFO: 10 ROWS OF 10 (100 PIECES PER SHEET) SHEET COVERAGE AREA: 12" x 12" x 3/8" (1.0000 SF/PC)	1.0000 SF per PC 5.00 LB per SF 5.00 LB per PC 10 PC per BX 10.00 SF per BX 50.00 LB per BX	\$ 28.00 S/F 
	STMNS	NATURAL SPLIT THASSOS NATURAL CLEFT STONE APPROX: 3/8" X 3/4" MOSAIC INTERLOCKING SHEET ROW INFO: 30 ROWS OF 15 (450 PIECES PER SHEET) SHEET COVERAGE AREA: 11-7/8" x 11-7/8" x 3/8" (1.0000 SF/PC) NOT RECOMMENDED FOR USE IN WET APPLICATIONS	1.0000 SF per PC 4.30 LB per SF 4.30 LB per PC 8 PC per BX 8.00 SF per BX 34.40 LB per BX	\$ 46.00 S/F
	SMNSINPTH	SINUOUS THASSOS POLISHED STONE MOSAIC INTERLOCKING SHEET SHEET COVERAGE AREA: 11-3/8" x 11-3/8" x 3/8" (0.8900 SF/PC) SUITABLE FOR CARPET CUTTING TECH SPECS: VARIATION MAY INCLUDE SOME CLUSTERING OF COLOR	0.8900 SF per PC 4.47 LB per SF 3.98 LB per PC 10 PC per BX 8.90 SF per BX 39.78 LB per BX	\$ 75.00 S/F

BX (IN BOLD), SOLD IN FULL BOXES
 TEAL, SPECIAL ORDER ITEMS
 PURPLE, IN-HOUSE FABRICATION

 LOT PHOTO APPROVAL
 INSTALLATION GUIDELINES

 COMMODITY PRICING
 CUSTOM CUTTING

STONE COLORS T

STONE



IMAGE	CODE	DESCRIPTION	LIST	U/M
	SCIRTHMP	STUDS THASSOS POLISHED STONE 1/2 STUDS MOSAIC INTERLOCKING SHEET ROW INFO: 26 ROWS OF 22 (572 PIECES PER SHEET) SHEET COVERAGE AREA: 12" x 12-1/3" x 3/8" (1.0300 SF/PC)	1.0300 SF per PC 3.70 LB per SF 3.81 LB per PC 10 PC per BX 10.30 SF per BX 38.11 LB per BX	\$ 43.00 S/F
	STHTHB	THIN HERRINGBONE THASSOS POLISHED STONE 3/16" X 1 7/8" HERRINGBONE MOSAIC INTERLOCKING SHEET SHEET COVERAGE AREA: 11" x 11-9/16" x 3/8" (0.8800 SF/PC)	0.8800 SF per PC 3.98 LB per SF 3.50 LB per PC 5 PC per BX 4.40 SF per BX 17.51 LB per BX	\$ 50.00 S/F
	SETOTHWJP	ETOILE THASSOS POLISHED WATERJET 11-1/8" x 12-1/4" x 3/8" WJ MOSAIC INTERLOCKING SHEET SUITABLE FOR CARPET CUTTING	0.9500 SF per PC 3.75 LB per SF 3.56 LB per PC 10 PC per BX 9.50 SF per BX 35.63 LB per BX	\$ 70.00 S/F
	SLTSWVCP2	TUSCAN SUPERWHITE VEIN CUT POLISHED STONE 3/4" SLAB 2CM THICK Material Type: Marble Material Origin: Italy Acid Sensitivity: High TECH SPECS: THE M.I.A. RECOMMENDS INSTALLING RESINBACKED STONE WITH EPOXY-BASED SETTING MATERIALS. CONSULT YOUR SETTING MATERIALS MANUFACTURER FOR SPECIFIC RECOMMENDATIONS.		\$ 35.50 S/F

BX (IN BOLD), SOLD IN FULL BOXES
 TEAL, SPECIAL ORDER ITEMS
 PURPLE, IN-HOUSE FABRICATION





LOT PHOTO APPROVAL
 INSTALLATION GUIDELINES

COMMODITY PRICING
 CUSTOM CUTTING

STONE COLORS V


STONE



IMAGE	CODE	DESCRIPTION	LIST	U/M
	SVOXVCP1224	<p>VANILLA ONYX VEIN CUT POLISHED STONE ARIS EDGE 12" x 24" x 3/8" FIELD TILE</p> <p>TECH SPECS: THE MARBLE INSTITUTE OF AMERICA RECOMMENDS INSTALLING RESIN-BACKED STONE WITH EPOXY-BASED SETTING MATERIALS. CONSULT YOUR SETTING MATERIALS MANUFACTURER FOR SPECIFIC PRODUCT RECOMMENDATIONS.</p>	<p>2.0000 SF per PC</p> <p>5.25 LB per SF</p> <p>10.50 LB per PC</p> <p>6 PC per BX</p> <p>12.00 SF per BX</p> <p>63.00 LB per BX</p>	<p>\$ 51.00 S/F</p> <p></p>
	SVOXVCSLP2	<p>VANILLA ONYX VEIN CUT POLISHED STONE 3/4" SLAB 2CM THICK</p> <p>Material Type: Onyx Material Origin: Turkey Acid Sensitivity: High</p> <p>TECH SPECS: THE M.I.A. RECOMMENDS INSTALLING RESIN-BACKED STONE WITH EPOXY-BASED SETTING MATERIALS. CONSULT YOUR SETTING MATERIALS MANUFACTURER FOR SPECIFIC RECOMMENDATIONS.</p>		<p>\$ 130.00 S/F</p> <p></p>

BX (IN BOLD), SOLD IN FULL BOXES
 TEAL, SPECIAL ORDER ITEMS
 PURPLE, IN-HOUSE FABRICATION











 LOT PHOTO APPROVAL
 INSTALLATION GUIDELINES

 COMMODITY PRICING
 CUSTOM CUTTING

STONE COLORS W



STONE



IMAGE	CODE	DESCRIPTION	LIST	U/M
	SWCVCB1224	<p>WALLACE CREEK BRUSHED STONE STRAIGHT EDGE 12" x 24" x 3/8" FIELD TILE</p> <p>Iron Pyrite deposits are inherent and unavoidable in Wallace Creek.</p> <p>CRATED MATERIAL; PACKED TO ORDER QUARRIED IN SOUTHERN QUEBEC, CANADA, LESS THAN 500 MILES FROM NEW YORK CITY, MAY CONTRIBUTE TO LEED CERTIFICATION</p>	<p>2.0000 SF per PC</p> <p>5.30 LB per SF</p> <p>10.60 LB per PC</p> <p>1 PC per BX</p> <p>2.00 SF per BX</p> <p>10.60 LB per BX</p>	<p>\$ 40.00 S/F</p> <p></p>
	SLWHDIAMA1P2	<p>WHITE DIAMOND A1 SELECT POLISHED STONE 3/4" SLAB 2CM THICK</p> <p>Material Type: Quartzite Material Origin: Brazil Acid Sensitivity: Minimal</p> <p>TECH SPECS: THE M.I.A. RECOMMENDS INSTALLING RESIN-BACKED STONE WITH EPOXY-BASED SETTING MATERIALS. CONSULT YOUR SETTING MATERIALS MANUFACTURER FOR SPECIFIC RECOMMENDATIONS.</p>		<p>\$ 237.00 S/F</p> <p></p>
	SLWHDIAMA2P2	<p>WHITE DIAMOND A2 STANDARD POLISHED STONE 3/4" SLAB 2CM THICK</p> <p>Material Type: Quartzite Material Origin: Brazil Acid Sensitivity: Minimal</p> <p>TECH SPECS: THE M.I.A. RECOMMENDS INSTALLING RESIN-BACKED STONE WITH EPOXY-BASED SETTING MATERIALS. CONSULT YOUR SETTING MATERIALS MANUFACTURER FOR SPECIFIC RECOMMENDATIONS.</p>		<p>\$ 216.00 S/F</p> <p></p>
	SLWHMACP3	<p>WHITE MACAUBA POLISHED STONE 1-1/4" SLAB 3CM THICK</p> <p>Material Type: Quartzite Material Origin: Brazil Acid Sensitivity: Minimal</p> <p>TECH SPECS: THE M.I.A. RECOMMENDS INSTALLING RESIN-BACKED STONE WITH EPOXY-BASED SETTING MATERIALS. CONSULT YOUR SETTING MATERIALS MANUFACTURER FOR SPECIFIC RECOMMENDATIONS.</p>		<p>\$ 66.00 S/F</p> <p></p>
	SWSP24	<p>WHITE SAND POLISHED STONE 24" x 24" x 1/2" FIELD TILE</p> <p>TECH SPECS: WE STRONGLY SUGGEST A DRY LAYOUT AND 25% OVERAGE OF MATERIAL TO ALLOW FOR PROPER BLENDING.</p>	<p>4.0000 SF per PC</p>	<p>\$ 22.00 S/F</p> <p></p>

BX (IN BOLD), SOLD IN FULL BOXES
TEAL, SPECIAL ORDER ITEMS
PURPLE, IN-HOUSE FABRICATION



 LOT PHOTO APPROVAL
 INSTALLATION GUIDELINES

 COMMODITY PRICING
 CUSTOM CUTTING

STONE COLORS W

STONE



IMAGE	CODE	DESCRIPTION	LIST	U/M
	<p>SLWHTRRNCNP3</p>	<p>WHITE TORRONCINO POLISHED STONE 1-1/4" SLAB 3CM THICK</p> <p>Material Type: Granite Material Origin: Brazil Acid Sensitivity: Minimal</p>	<p>\$ 52.00</p> 	<p>S/F</p>

BX (IN BOLD), SOLD IN FULL BOXES
TEAL, SPECIAL ORDER ITEMS
PURPLE, IN-HOUSE FABRICATION






 LOT PHOTO APPROVAL
 INSTALLATION GUIDELINES

 COMMODITY PRICING
 CUSTOM CUTTING

STONE COLORS Z

STONE



IMAGE	CODE	DESCRIPTION	LIST	U/M
	SVSTZBRVCB12X24	ZEBRANO VEIN CUT DEEP BRUSHED STONE 12" x 24" x 3/8" FIELD TILE EXTREME RANGE VARIATION, CROSS-VEINING TO BE EXPECTED	2.0000 SF per PC 6.00 LB per SF 12.00 LB per PC 5 PC per BX 10.00 SF per BX 60.00 LB per BX	\$ 21.00 S/F
	SLZBRVCVSB3	ZEBRANO VEIN CUT DEEP BRUSHED STONE 1-1/4" SLAB 3CM THICK Material Type: Marble Material Origin: China Acid Sensitivity: High EXPECT VARIATION; OCCASIONAL PINK VEINING MAY APPEAR		\$ 60.00 S/F 
	SLZBLKP2	ZEBRANO BLACK POLISHED STONE 3/4" SLAB 2CM THICK Material Type: Marble Material Origin: Italy Acid Sensitivity: High TECH SPECS: THE M.I.A. RECOMMENDS INSTALLING RESIN-BACKED STONE WITH EPOXY-BASED SETTING MATERIALS. CONSULT YOUR SETTING MATERIALS MANUFACTURER FOR SPECIFIC RECOMMENDATIONS.		\$ 52.00 S/F 





BX (IN BOLD), SOLD IN FULL BOXES
 TEAL, SPECIAL ORDER ITEMS
 PURPLE, IN-HOUSE FABRICATION

 LOT PHOTO APPROVAL
 INSTALLATION GUIDELINES

 COMMODITY PRICING
 CUSTOM CUTTING



STUDS STONE



IMAGE	CODE	DESCRIPTION	LIST	U/M
	SCIRBCMP	STUDS BIANCO CARRARA POLISHED STONE 1/2 STUDS MOSAIC INTERLOCKING SHEET ROW INFO: 26 ROWS OF 22 (572 PIECES PER SHEET) SHEET COVERAGE AREA: 12" x 12-1/3" x 3/8" (1.0300 SF/PC)	1.0300 SF per PC 3.70 LB per SF 3.81 LB per PC 10 PC per BX 10.30 SF per BX 38.11 LB per BX	\$ 36.00 S/F
	SCIRBLUMP	STUDS BLUE POLISHED STONE 1/2 STUDS MOSAIC INTERLOCKING SHEET ROW INFO: 26 ROWS OF 22 (572 PIECES PER SHEET) SHEET COVERAGE AREA: 12" x 12-1/3" x 3/8" (1.0300 SF/PC) thassos polished 33%, ming green polished 33%, azul cielo polished 34%	1.0300 SF per PC 3.70 LB per SF 3.81 LB per PC 10 PC per BX 10.30 SF per BX 38.11 LB per BX	\$ 65.00 S/F
	SCIRCGMP	STUDS CALACATTA GOLD POLISHED STONE 1/2 STUDS MOSAIC INTERLOCKING SHEET ROW INFO: 26 ROWS OF 22 (572 PIECES PER SHEET) SHEET COVERAGE AREA: 12" x 12-1/3" x 3/8" (1.0300 SF/PC)	1.0300 SF per PC 3.50 LB per SF 3.61 LB per PC 10 PC per BX 10.30 SF per BX 36.05 LB per BX	\$ 47.00 S/F
	SCIRTHMP	STUDS THASSOS POLISHED STONE 1/2 STUDS MOSAIC INTERLOCKING SHEET ROW INFO: 26 ROWS OF 22 (572 PIECES PER SHEET) SHEET COVERAGE AREA: 12" x 12-1/3" x 3/8" (1.0300 SF/PC)	1.0300 SF per PC 3.70 LB per SF 3.81 LB per PC 10 PC per BX 10.30 SF per BX 38.11 LB per BX	\$ 43.00 S/F

BX (IN BOLD), SOLD IN FULL BOXES
 TEAL, SPECIAL ORDER ITEMS
 PURPLE, IN-HOUSE FABRICATION

 LOT PHOTO APPROVAL
 INSTALLATION GUIDELINES

 COMMODITY PRICING
 CUSTOM CUTTING

TEXTURA

STONE



IMAGE	CODE	DESCRIPTION	LIST	U/M
	STEXBCCEVMX	<p>TEXTURA BIANCO CARRARA MIXED FINISH STONE CHEVRON MOSAIC INTERLOCKING SHEET PARTS A AND B SHEET COVERAGE AREA: 13-7/8" x 7-1/8" x 3/8" (0.6900 SF/PC)</p> <p>VARYING PIECES OF 5" LENGTH SOLD IN FULL BOXES OF A AND B SETS FOR MORE RANDOM LAYOUT</p>	<p>0.6900 SF per PC 4.93 LB per SF 3.40 LB per PC 8 PC per BX 5.52 SF per BX 27.21 LB per BX</p>	\$ 47.50 S/F
	STEXBCHEVMX	<p>TEXTURA BIANCO CARRARA MIXED FINISH STONE 1-1/4" X 1-1/4" HEXAGON MOSAIC INTERLOCKING SHEET ROW INFO: 9 ROWS OF 10 (90 PIECES PER SHEET) SHEET COVERAGE AREA: 11-5/8" x 12-1/16" x 3/8" (0.9700 SF/PC)</p>	<p>0.9700 SF per PC 4.75 LB per SF 4.61 LB per PC 11 PC per BX 10.67 SF per BX 50.68 LB per BX</p>	\$ 45.00 S/F
	STEXGFCEVMX	<p>CHEVRON GREY FOUSSANA MIXED FINISH STONE MOSAIC INTERLOCKING SHEET PARTS A AND B SHEET COVERAGE AREA: 13-7/8" x 7-1/8" x 3/8" (0.6900 SF/PC)</p> <p>VARYING PIECES OF 5" LENGTH SOLD IN FULL BOXES OF A AND B SETS FOR MORE RANDOM LAYOUT</p>	<p>0.6900 SF per PC 4.93 LB per SF 3.40 LB per PC 8 PC per BX 5.52 SF per BX 27.21 LB per BX</p>	\$ 47.50 S/F
	STEXGRFCEVMX	<p>CHEVRON GRAFITE MIXED FINISH STONE MOSAIC INTERLOCKING SHEET PARTS A AND B SHEET COVERAGE AREA: 13-7/8" x 7-1/8" x 3/8" (0.6900 SF/PC)</p> <p>VARYING PIECES OF 5" LENGTH SOLD IN FULL BOXES OF A AND B SETS FOR MORE RANDOM LAYOUT</p>	<p>0.6900 SF per PC 4.93 LB per SF 3.40 LB per PC 8 PC per BX 5.52 SF per BX 27.21 LB per BX</p>	\$ 53.50 S/F
	STEXGRFHEVMX	<p>HEXAGON GRAFITE MIXED FINISH STONE 1-1/4" X 1-1/4" MOSAIC INTERLOCKING SHEET ROW INFO: 9 ROWS OF 10 (90 PIECES PER SHEET) SHEET COVERAGE AREA: 11-5/8" x 12-1/16" x 3/8" (0.9700 SF/PC)</p> <p>TECH SPECS: MUST INSTALL WITH MAPEI GRANIRAPID</p>	<p>0.9700 SF per PC 4.75 LB per SF 4.61 LB per PC 11 PC per BX 10.67 SF per BX 50.68 LB per BX</p>	\$ 50.00 S/F

BX (IN BOLD), SOLD IN FULL BOXES
 TEAL, SPECIAL ORDER ITEMS
 PURPLE, IN-HOUSE FABRICATION



LOT PHOTO APPROVAL
 INSTALLATION GUIDELINES

COMMODITY PRICING
 CUSTOM CUTTING

TEXTURA

STONE



IMAGE	CODE	DESCRIPTION	LIST	U/M
	STEXNICEVMX	CHEVRON NERO ITALIA MIXED FINISH STONE MOSAIC INTERLOCKING SHEET PARTS A AND B SHEET COVERAGE AREA: 13-7/8" x 7-1/8" x 3/8" (0.6900 SF/PC) VARYING PIECES OF 5" LENGTH SOLD IN FULL BOXES OF A AND B SETS FOR MORE RANDOM LAYOUT	0.6900 SF per PC 4.93 LB per SF 3.40 LB per PC 8 PC per BX 5.52 SF per BX 27.21 LB per BX	\$ 53.50 S/F
	STEXNIHEXMX	HEXAGON NERO ITALIA MIXED FINISH STONE 1-1/4" X 1-1/4" MOSAIC INTERLOCKING SHEET ROW INFO: 9 ROWS OF 10 (90 PIECES PER SHEET) SHEET COVERAGE AREA: 11-5/8" x 12-1/16" x 3/8" (0.9700 SF/PC)	0.9700 SF per PC 4.75 LB per SF 4.61 LB per PC 11 PC per BX 10.67 SF per BX 50.68 LB per BX	\$ 50.00 S/F

BX (IN BOLD), SOLD IN FULL BOXES
 TEAL, SPECIAL ORDER ITEMS
 PURPLE, IN-HOUSE FABRICATION

 LOT PHOTO APPROVAL
 INSTALLATION GUIDELINES

 COMMODITY PRICING
 CUSTOM CUTTING

TEXTURES

STONE



IMAGE	CODE	DESCRIPTION	LIST	U/M
	SVSCLVCBCHEV	CHEVRON CLOUD DEEP BRUSHED STONE STRAIGHT EDGE 6" x 24" x 3/8" FIELD TILE TWO PIECE PATTERN A & B EXPECT VARIATION; OCCASIONAL PINK VEINING MAY APPEAR, CROSS-VEINING TO BE EXPECTED Parts A & B are packed separately. 12-pcs/box-Part A and 12-pc/box Part B. Sold as complete units in increments of 20.16-square feet.	0.8400 SF per PC 4.60 LB per SF 3.86 LB per PC 24 PC per BX 20.16 SF per BX 92.74 LB per BX	\$ 22.00 S/F
	SCORDBC12	CORDA BIANCO CARRARA/BRONZE TEXTURED STONE 12" x 12" x 3/8" FIELD DIMENSIONAL WALL ONLY TECH SPECS: CORDA SHOULD BE CAREFULLY BAG GROUTED OR LEFT UNGROUTED. SUITABLE FOR DRY INSTALLATIONS ONLY.	1.0000 SF per PC 5.10 LB per SF 5.10 LB per PC 10 PC per BX 10.00 SF per BX 51.00 LB per BX	\$ 50.00 S/F
	SCIGPUNT1224	PUNTI CINDER GREY BUSH HAMMERED STONE 12" x 24" x 3/8" FIELD TILE INSTALL WITH MAPEI GRANIRAPID SYSTEM TECH SPECS: INSTALL WITH MAPEI GRANIRAPID SYSTEM	2.0000 SF per PC 5.50 LB per SF 11.00 LB per PC 5 PC per BX 10.00 SF per BX 55.00 LB per BX	\$ 27.00 S/F
	SCIGRP1224	RAKED CINDER GREY MIXED FINISH STONE 12" x 24" x 3/8" FIELD TILE INSTALL WITH MAPEI GRANIRAPID SYSTEM TECH SPECS: INSTALL WITH MAPEI GRANIRAPID SYSTEM	2.0000 SF per PC 5.30 LB per SF 10.60 LB per PC 5 PC per BX 10.00 SF per BX 53.00 LB per BX	\$ 27.00 S/F
	SHLRP1224	RAKED HLILA MIXED FINISH STONE 12" x 24" x 3/8" FIELD TILE	2.0000 SF per PC 5.94 LB per SF 11.88 LB per PC 5 PC per BX 10.00 SF per BX 59.40 LB per BX	\$ 27.00 S/F

BX (IN BOLD), SOLD IN FULL BOXES
 TEAL, SPECIAL ORDER ITEMS
 PURPLE, IN-HOUSE FABRICATION

LOT PHOTO APPROVAL
 INSTALLATION GUIDELINES

COMMODITY PRICING
 CUSTOM CUTTING

TEXTURES

STONE



IMAGE	CODE	DESCRIPTION	LIST	U/M
	SJPRP1224	RAKED JERUSALEM PEARL MIXED FINISH STONE 12" x 24" x 3/8" FIELD TILE	2.0000 SF per PC 6.24 LB per SF 12.48 LB per PC 5 PC per BX 10.00 SF per BX 62.40 LB per BX	\$ 27.00 S/F
	STHRP1224	RAKED THASSOS MIXED FINISH STONE 12" x 24" x 3/8" FIELD TILE The deeply incised heavily textured Raked finish reveals the natural range of Thassos Marble. Subtle shade variations of white and inclusions are to be expected.	2.0000 SF per PC 5.50 LB per SF 11.00 LB per PC 5 PC per BX 10.00 SF per BX 55.00 LB per BX	\$ 38.50 S/F
	SBLKSCRAF1224	SCRAFITTO BLACK MIXED FINISH STONE 12" x 24" x 3/8" FIELD TILE	2.0000 SF per PC 5.30 LB per SF 10.60 LB per PC 5 PC per BX 10.00 SF per BX 53.00 LB per BX	\$ 38.00 S/F
	SCIGSCRAF1224	SCRAFITTO CINDER GREY MIXED FINISH STONE 12" x 24" x 3/8" FIELD TILE INSTALL WITH MAPEI GRANIRAPID SYSTEM TECH SPECS: INSTALL WITH MAPEI GRANIRAPID SYSTEM	2.0000 SF per PC 5.30 LB per SF 10.60 LB per PC 5 PC per BX 10.00 SF per BX 53.00 LB per BX	\$ 30.00 S/F
	SJPSCRAF1224	SCRAFITTO JERUSALEM PEARL MIXED FINISH STONE 12" x 24" x 3/8" FIELD TILE	2.0000 SF per PC 5.40 LB per SF 10.80 LB per PC 5 PC per BX 10.00 SF per BX 54.00 LB per BX	\$ 30.00 S/F

BX (IN BOLD), SOLD IN FULL BOXES
 TEAL, SPECIAL ORDER ITEMS
 PURPLE, IN-HOUSE FABRICATION








LOT PHOTO APPROVAL
 INSTALLATION GUIDELINES

COMMODITY PRICING
 CUSTOM CUTTING

TEXTURES



STONE



IMAGE	CODE	DESCRIPTION	LIST	U/M
	SSUMTGFMX	SUMMIT GREY FOUSSANA MIXED FINISH STONE 11-15/16" x 8-7/8" x 3/8" FIELD DECORATIVE INTERLOCKING MESHED SHEET TECH SPECS: MUST BE INSTALLED WITH MAPEI GRANIRAPID SYSTEM	0.7300 SF per PC 5.22 LB per SF 3.81 LB per PC 10 PC per BX 7.30 SF per BX 38.11 LB per BX	\$ 75.00 S/F
	STEXBC918	TEXTURA BIANCO CARRARA TEXTURED STONE 9" x 18" x 3/8" FIELD TILE TECH SPECS: DO NOT USE COLOR ENHANCER	1.1250 SF per PC 5.00 LB per SF 5.63 LB per PC 6 PC per BX 6.75 SF per BX 33.75 LB per BX	\$ 40.00 S/F 
	STEXGRF918	TEXTURA GREY FOUSSANA TEXTURED STONE 9" x 18" x 3/8" FIELD TILE TECH SPECS: INSTALL WITH MAPEI GRANIRAPID ONLY; DO NOT USE COLOR ENHANCER	1.1250 SF per PC 5.00 LB per SF 5.63 LB per PC 6 PC per BX 6.75 SF per BX 33.75 LB per BX	\$ 40.00 S/F 
	STEXSM918	TEXTURA SMOKE TEXTURED STONE 9" x 18" x 3/8" FIELD TILE TECH SPECS: INSTALL WITH MAPEI GRANIRAPID ONLY; DO NOT USE COLOR ENHANCER	1.1250 SF per PC 5.00 LB per SF 5.63 LB per PC 6 PC per BX 6.75 SF per BX 33.75 LB per BX	\$ 40.00 S/F 

BX (IN BOLD), SOLD IN FULL BOXES
 TEAL, SPECIAL ORDER ITEMS
 PURPLE, IN-HOUSE FABRICATION

 LOT PHOTO APPROVAL
 INSTALLATION GUIDELINES

 COMMODITY PRICING
 CUSTOM CUTTING

TUXEDO PARK

STONE



IMAGE	CODE	DESCRIPTION	LIST	U/M
	STUXCGP	TUXEDO PARK SMALL CALACATTA GOLD POLISHED STONE 9-1/2" x 2-3/4" x 3/8" FIELD DECORATIVE MIX WITH TUXEDO PARK SMALL DECOS TO CREATE A MORE INTRICATE OVERALL PATTERN	0.1800 SF per PC 5.72 LB per SF 1.03 LB per PC 30 PC per BX 5.40 SF per BX 30.89 LB per BX	\$ 35.00 S/F
	STUXNMDP	TUXEDO PARK SMALL DECO NERO/THASSOS POLISHED STONE 9-1/2" x 2-3/4" x 3/8" FIELD DECORATIVE nero marquina polished body, thassos polished lines MIX WITH TUXEDO PARK SMALL FIELD TILE TO CREATE A MORE INTRICATE OVERALL PATTERN TECH SPECS: TUXEDO DECO IS A SINGLE UNIT ON A MESHED SHEET	0.1800 LF per PC 5.67 LB per LF 1.02 LB per PC 20 PC per BX 3.60 LF per BX 20.41 LB per BX	\$ 15.00 EA
	STUXNMP	TUXEDO PARK SMALL NERO MARQUINA POLISHED STONE 9-1/2" x 2-3/4" x 3/8" FIELD DECORATIVE MIX WITH TUXEDO PARK SMALL DECOS TO CREATE A MORE INTRICATE OVERALL PATTERN	0.1800 SF per PC 5.72 LB per SF 1.03 LB per PC 30 PC per BX 5.40 SF per BX 30.89 LB per BX	\$ 20.00 S/F
	STUXTHDP	TUXEDO PARK SMALL DECO THASSOS/NERO POLISHED STONE 9-1/2" x 2-3/4" x 3/8" FIELD DECORATIVE thassos polished body, nero marquina polished lines MIX WITH TUXEDO PARK SMALL FIELD TILE TO CREATE A MORE INTRICATE OVERALL PATTERN TECH SPECS: TUXEDO DECO IS A SINGLE UNIT ON A MESHED SHEET	0.1800 LF per PC 5.67 LB per LF 1.02 LB per PC 20 PC per BX 3.60 LF per BX 20.41 LB per BX	\$ 15.00 EA
	STUXTHP	TUXEDO PARK SMALL THASSOS POLISHED STONE 9-1/2" x 2-3/4" x 3/8" FIELD DECORATIVE MIX WITH TUXEDO PARK SMALL DECOS TO CREATE A MORE INTRICATE OVERALL PATTERN	0.1800 SF per PC 5.72 LB per SF 1.03 LB per PC 30 PC per BX 5.40 SF per BX 30.89 LB per BX	\$ 35.00 S/F

BX (IN BOLD), SOLD IN FULL BOXES
 TEAL, SPECIAL ORDER ITEMS
 PURPLE, IN-HOUSE FABRICATION

LOT PHOTO APPROVAL
 INSTALLATION GUIDELINES

COMMODITY PRICING
 CUSTOM CUTTING

VESTIGE

STONE



IMAGE	CODE	DESCRIPTION	LIST	U/M
	SVSASHVCMB212	ASH VEIN CUT DEEP BRUSHED STONE 2" X 12" X 3/8 CHEVRON MOSAIC 4 ROWS OF 2 (8 PIECES PER SHEET) SHEET COVERAGE AREA: 10-7/16" x 17-1/16" x 3/8" (1.2400 SF/PC) TECH SPECS: INSTALL WITH MAPEI GRANIRAPID ONLY	1.2400 SF per PC 5.90 LB per SF 7.32 LB per PC 8 PC per BX 9.92 SF per BX 58.53 LB per BX	\$ 22.00 S/F
	SLASHVCVSB2	ASH VEIN CUT DEEP BRUSHED STONE 3/4" SLAB 2CM THICK Material Type: Limestone Material Origin: China Acid Sensitivity: High TECH SPECS: INSTALL WITH MAPEI GRANIRAPID ONLY		\$ 28.50 S/F
	5VSTASHVCB12X24	ASH VEIN CUT DEEP BRUSHED STONE 12" x 24" x 3/8" FIELD TILE CROSS-VEINING TO BE EXPECTED TECH SPECS: EXPECT VARIATION; INSTALL WITH MAPEI GRANIRAPID ONLY	2.0000 SF per PC 5.00 LB per SF 10.00 LB per PC 6 PC per BX 12.00 SF per BX 60.00 LB per BX	\$ 18.00 S/F
	SVSCARB1224	CARBON GREY VEIN CUT DEEP BRUSHED STONE 12" x 24" x 3/8" FIELD TILE EXPECT VARIATION TECH SPECS: INSTALL WITH MAPEI GRANIRAPID ONLY	2.0000 SF per PC 5.00 LB per SF 10.00 LB per PC 6 PC per BX 12.00 SF per BX 60.00 LB per BX	\$ 16.00 S/F
	SVSCLDBHX3 SPECIAL ORDER	CLOUD BRUSHED STONE 1-1/4" X 1-1/4" X 3/8 HEXAGON 3.0CM MOSAIC INTERLOCKING SHEET 3 CM ROW INFO: 9 ROWS OF 11 (99 PIECES PER SHEET) SHEET COVERAGE AREA: 12-1/8" x 11-3/8" x 3/8" (0.9600 SF/PC) min. qty: 48 SF lead time: 90 days	0.9600 SF per PC 3.91 LB per SF 3.75 LB per PC 10 PC per BX 9.60 SF per BX 37.54 LB per BX	\$ 20.00 S/F

BX (IN BOLD), SOLD IN FULL BOXES
TEAL, SPECIAL ORDER ITEMS
PURPLE, IN-HOUSE FABRICATION






LOT PHOTO APPROVAL
 INSTALLATION GUIDELINES

COMMODITY PRICING
 CUSTOM CUTTING

VESTIGE



STONE



IMAGE	CODE	DESCRIPTION	LIST	U/M
	SVSCLDBRB	CLOUD BRUSHED STONE 3/8" X 1-3/16 ROMAN BRICK MOSAIC INTERLOCKING SHEET ROW INFO: 24 ROWS OF 9 (216 PIECES PER SHEET) SHEET COVERAGE AREA: 11-1/4" x 11-1/16" x 3/8" (0.8700 SF/PC)	0.8700 SF per PC \$ 20.00	S/F
	SVSCLVCMB212	CLOUD VEIN CUT DEEP BRUSHED STONE 2" X 12" X 3/8 CHEVRON MOSAIC 4 ROWS OF 2 (8 PIECES PER SHEET) SHEET COVERAGE AREA: 10-7/16" x 17-1/16" x 3/8" (1.2400 SF/PC) EXPECT VARIATION; OCCASIONAL PINK VEINING MAY APPEAR	1.2400 SF per PC 5.90 LB per SF 7.32 LB per PC 8 PC per BX 9.92 SF per BX 58.53 LB per BX	\$ 22.00 S/F
	SLCLVCVSB2	CLOUD VEIN CUT DEEP BRUSHED STONE 3/4" SLAB 2CM THICK Material Type: Limestone Material Origin: China Acid Sensitivity: High EXPECT VARIATION; OCCASIONAL PINK VEINING MAY APPEAR	\$ 28.50	S/F
	SVSCLVCB12X24	CLOUD VEIN CUT DEEP BRUSHED STONE 12" x 24" x 3/8" FIELD TILE EXPECT VARIATION; OCCASIONAL PINK VEINING MAY APPEAR, CROSS-VEINING TO BE EXPECTED TECH SPECS: INSTALL WITH MAPEI GRANIRAPID ONLY	2.0000 SF per PC 5.00 LB per SF 10.00 LB per PC 6 PC per BX 12.00 SF per BX 60.00 LB per BX	\$ 18.00 S/F
	SVSCLVCB1836	CLOUD VEIN CUT DEEP BRUSHED STONE 18" x 36" x 3/8" FIELD TILE CROSS-VEINING TO BE EXPECTED TECH SPECS: INSTALL WITH MAPEI GRANIRAPID ONLY	4.5000 SF per PC 4.94 LB per SF 22.23 LB per PC 4 PC per BX 18.00 SF per BX 88.92 LB per BX	\$ 20.00 S/F

BX (IN BOLD), SOLD IN FULL BOXES
 TEAL, SPECIAL ORDER ITEMS
 PURPLE, IN-HOUSE FABRICATION



 LOT PHOTO APPROVAL
 INSTALLATION GUIDELINES

 COMMODITY PRICING
 CUSTOM CUTTING

VESTIGE

STONE




IMAGE	CODE	DESCRIPTION	LIST	U/M
	SLZBRVCVSB3	ZEBRANO VEIN CUT DEEP BRUSHED STONE 1-1/4" SLAB 3CM THICK Material Type: Marble Material Origin: China Acid Sensitivity: High EXPECT VARIATION; OCCASIONAL PINK VEINING MAY APPEAR	\$ 60.00	S/F
	5VSTZBRVCB12X24	ZEBRANO VEIN CUT DEEP BRUSHED STONE 12" x 24" x 3/8" FIELD TILE EXTREME RANGE VARIATION, CROSS-VEINING TO BE EXPECTED	2.0000 SF per PC 5.00 LB per SF 10.00 LB per PC 5 PC per BX 10.00 SF per BX 50.00 LB per BX	\$ 21.00 S/F

BX (IN BOLD), SOLD IN FULL BOXES
 TEAL, SPECIAL ORDER ITEMS
 PURPLE, IN-HOUSE FABRICATION

 LOT PHOTO APPROVAL
 INSTALLATION GUIDELINES



 COMMODITY PRICING
 CUSTOM CUTTING



IMAGE	CODE	DESCRIPTION	LIST	U/M
	<p>SVILABKWHMP</p>	<p>VILLA BLACK & WHITE POLISHED STONE MOSAIC INTERLOCKING SHEET SHEET COVERAGE AREA: 11-3/8" x 22-11/16" x 3/8" (1.7900 SF/PC)</p> <p>bianco carrara polished, thassos polished, nero marquina polished</p> <p>TECH SPECS: FRACTURES IN DELICATE FEATURES ARE INHERENT.</p>	<p>1.7900 SF per PC 3.64 LB per SF 6.52 LB per PC 5 PC per BX 8.95 SF per BX 32.58 LB per BX</p>	<p>\$ 140.00 S/F</p>

BX (IN BOLD), SOLD IN FULL BOXES
 TEAL, SPECIAL ORDER ITEMS
 PURPLE, IN-HOUSE FABRICATION




 LOT PHOTO APPROVAL
 INSTALLATION GUIDELINES

 COMMODITY PRICING
 CUSTOM CUTTING

WHIRLWIND

STONE



IMAGE	CODE	DESCRIPTION	LIST	U/M
	SWHIRLACMP	WHIRLWIND® AZUL CIELO POLISHED STONE MOSAIC SHEET COVERAGE AREA: 10-1/2" x 16-1/4" x 3/8" (1.1800 SF/PC)	1.1800 SF per PC 5.00 LB per SF 5.90 LB per PC 10 PC per BX 11.80 SF per BX 59.00 LB per BX	\$ 120.00 S/F
	SWHIRLBCMP	WHIRLWIND® BIANCO CARRARA POLISHED STONE MOSAIC SHEET COVERAGE AREA: 10-1/2" x 16-1/4" x 3/8" (1.1800 SF/PC)	1.1800 SF per PC 5.00 LB per SF 5.90 LB per PC 10 PC per BX 11.80 SF per BX 59.00 LB per BX	\$ 90.00 S/F
	SWHIRLCGMP	WHIRLWIND® CALACATTA GOLD POLISHED STONE MOSAIC SHEET COVERAGE AREA: 10-1/2" x 16-1/4" x 3/8" (1.1800 SF/PC)	1.1800 SF per PC 5.00 LB per SF 5.90 LB per PC 10 PC per BX 11.80 SF per BX 59.00 LB per BX	\$ 95.00 S/F
	SWHIRLSMMH	WHIRLWIND® SMOKE HONED STONE MOSAIC SHEET COVERAGE AREA: 10-1/2" x 16-1/4" x 3/8" (1.1800 SF/PC) TECH SPECS: MUST BE INSTALLED WITH MAPEI GRANIRAPID SYSTEM	1.1800 SF per PC 5.00 LB per SF 5.90 LB per PC 10 PC per BX 11.80 SF per BX 59.00 LB per BX	\$ 95.00 S/F

BX (IN BOLD), SOLD IN FULL BOXES
 TEAL, SPECIAL ORDER ITEMS
 PURPLE, IN-HOUSE FABRICATION

 LOT PHOTO APPROVAL
 INSTALLATION GUIDELINES

 COMMODITY PRICING
 CUSTOM CUTTING

TECHNICAL INFO

TAILORED TO



PRICING AND LEAD TIME

Standard discounts apply to all tailored to prices which are shown at list.

Tailored to mosaics, field tile, bull nosing, and finishing have a 2 week lead time (10 business days). If you wish to have your order rushed, there is an additional fee of \$350 to have your order ready in 1 week (5 business days). If you require your tailored to order completed in less than 5 days, please contact us and we will try to accommodate you.

Tailored to water jet orders have a 3-4 week lead time. We do not offer a rush service on this, but if you contact us we will try to accommodate you as best we can.

Published group pricing includes labor and material with enough overage to properly manufacture your order quantity. When blending materials, use the group pricing from the highest grouped material in the blend unless otherwise noted in the item description. If all material is from the same group, there is no additional charge for blending. Please specify on your order if your blend is random or if a specific placement is required.

On items like basket weaves and water jet patterns with smaller details, there is often a note for a small upcharge when using a higher group for that detail.

ADDITIONAL INFORMATION

Sizes are nominal; actual sizes are provided for your reference.

Bullnose is available for stone only, at this time we do not bullnose porcelain.

Please indicate on your purchase order if multiple field sizes are intended for use in a modular pattern.

Custom mosaic carpets required piece may not exceed 4'x 8' in dimensions. For sizes larger than this, please contact customer service. We do many carpets with irregular shapes and cutouts.

Custom Cut purchase orders may not be cancelled.

Custom Cut orders must ship within 2 weeks of completion.

Custom cut orders may not be returned all sales are final. It is highly advised to get lot photos and samples prior to sending an order.

Feel free to contact us for custom cuts not listed and we will try to accommodate you the best we can.

IMPORTANT NOTICE

Please note cut to size field stone does not modulate with stock field

To create a modular pattern, all material must be cut to size. Please note modular requirements on purchase order.

Stocked mosaics and custom mosaics do not modulate with each other; for example, a 1.5cm stock mosaic does not modulate with a Tailored To 1.5cm.

If you have any questions we did not answer here, we are happy to help you over the phone, please call us at 201-864-7000



All items are priced by group. Below is the breakdown of Group 1 through Group 5. When blending stones of different groups, the price will be calculated based on the use of the highest priced stone unless otherwise noted within the product description. For any combinations not listed, please call for pricing. Stock finish options are noted below. Finished may be changed on most natural stones for mosaic production. Add \$5.00/sf (suggested list) to the published group pricing when ordering finishing.

Group 1

Ash Brushed	Crema Marfil Polished* ²
Bianco Antico Polished	Grafite Waxed 12" x12" Chipped
Bianco Carrara Honed/Polished * ¹	Grey Foussana Honed ²
Bianco Carrara Honed/Polished Chipped*	Marmara Polished*
Bianco Dolomiti Select Polished ²	Ming Green Polished*
Bianco Dolomiti Standard A2 Polished	Pacific White Honed/Polished* ¹
Calacatta Gold Honed/Polished Chipped*	Spring White Polished
China Black Polished*	Thassos A3 Polished - expect some veins/spots* ²
Cloud Brushed ¹	Thassos Polished Chipped - expect some veins/spots
Crema Luna Honed Chipped	

Group 2

Aspen Blue 24"x24"	Hlila Raked	Thassos A2 Polished - minimal veins/spots* ²
Bardiglio Nuvolato Polished 18" x 18"	Jerusalem Pearl Raked/Scrafitto	Thassos A3 Honed 12"x24" - expect some veins/spots*
Bardiglio Imperiale Honed	Ocean Beige Honed	Textura Grey Foussana 9" x 18" Chipped
Bianco Dolomiti Select Polished	Ocean Brown Polished	Textura Smoke 9" x 18" Chipped
Carbon Grey	Palisandro Bluette Polished Chipped 18"x18"	White Sand Polished ³
Cinder Gray Honed	Silver Travertine	
Cinder Grey Punti/Raked/Scrafitto	Silver Wave Polished	
Grigio Toscana	Smoke Honed/Waxed ¹	

Group 3

Azul Cielo Polished	Danby Imperiale Honed	Ocean Blue Honed
Bianco Carrara Roman A. straight edge 18"x18"	Dark Arabescato Orobico	Scrafitto Black
Bianco Dolomiti Extra Polished	Ferrara Honed	Statuary Polished/Honed*
Bianco Dolomiti Select Honed	Galaxy Grey 18"x 18"***	Thassos Raked
Bianco Onyx Polished	Gibraltar Antiqued/Brushed**	Thassos A1 Polished - whitest selection (selected from A2/A3)* ²
Calacatta Gold Honed/Polished ¹	Grafite Waxed	Wallace Creek Brushed
Calacatta Lincoln Honed	Moda Stone Honed	
Crema Luna Honed 18"x18"	Odessa Black Roman A. straight edge 18" x 18"	

Group 4

Covelano Oro Polished	Textura Smoke 9" x 18" (Not Fusioni)
Calacatta Bluette	Vanilla Onyx Polished
Calacatta Gold Honed/Polished 24"x24"	Oceanside Glass: #100 Clear (Non-Iridescent) ⁴
Calacatta Gioia Polished 18"x18"	#000 Clear #106 Pale Sand
Palisandro Bluette Polished 18"x18"	#001 White #108 Anchor Bronze
Palisandro Bluette Polished 12"x24"	#025 Aqua
Textura Bianco Carrara 9" x 18" (Not Fusioni)	#027 Tidal Blue
Textura Grey Foussana 9" x 18" (Not Fusioni)	#037 Sea Green (Iridescent) ⁴

MATERIAL INFORMATION

- *Commodity pricing
- **Tailor To - 2" (5cm) Smallest Custom Size
- ¹ Does not include 24" x 24" or 18" x 36" sizes
- ² 12" x 12" size only
- ³ Thickness differs from 3/8" standard
- ⁴ Cut pieces less than 5" in any measurement
- GL = Glossy
- ST = Satin






Group 5

White Rivershell Glossy

1. MOSAICS - STONE



TAILORED TO



IMAGE	CODE	DESCRIPTION	LIST	U/M
	CUTFRET	<p>TAILORED TO 5/8" X 5/8" X 3/8" FRET MOSAIC INTERLOCKING SHEET ROW INFO: 5 ROWS OF 10 SHEET COVERAGE AREA: 3-1/4" x 6-1/2" (0.1450 SF/PC)</p> <p>lead time: 14 days</p> <p>BUTT JOINT; SPECIFY COLORS & PLACEMENT</p> <p>TECH SPECS: 35% OVERAGE BASED ON 12" X 12" TILE</p>	0.1450 SF per PC	<p><u>Group 1 \$ 86.00 SF</u></p> <p><u>Group 2 \$103.00 SF</u></p> <p><u>Group 3 \$ 116.00 SF</u></p> <p><u>Group 4 \$190.00 SF</u></p> <p><u>Group 5 \$220.00 SF</u></p>
	CUTFUSIONI	<p>TAILORED TO FUSIONI MOSAIC INTERLOCKING SHEET ROW INFO: 6 ROWS OF 1 (6 PIECES PER SHEET) SHEET COVERAGE AREA: 10" x 15-7/16" (1.0700 SF/PC)</p> <p>lead time: 14 days</p> <p>*NOT AVAILABLE IN CREMA MARFIL USE 16" X 16" TILE ONLY</p> <p>TECH SPECS: 20% OVERAGE BASED ON 16" X 16" TILE</p>	1.0700 SF per PC	<p><u>Group 1 \$ 42.00 SF</u></p> <p><u>Group 2 \$ 53.00 SF</u></p> <p><u>Group 3 \$ 63.00 SF</u></p> <p><u>Group 4 \$112.00 SF</u></p> <p><u>Group 5 \$142.00 SF</u></p>
	CUTFUSIONI12	<p>TAILORED TO FUSIONI MOSAIC INTERLOCKING SHEET ROW INFO: 6 ROWS OF 1 (6 PIECES PER SHEET) SHEET COVERAGE AREA: 9-7/8" x 11-5/8" (0.8000 SF/PC)</p> <p>lead time: 14 days</p> <p>*NOT AVAILABLE IN CREMA MARFIL</p> <p>TECH SPECS: 20% OVERAGE BASED ON 12" X 12" TILE TECH SPECS: NOT AVAILABLE IN CREMA MARFIL</p>	0.8000 SF per PC	<p><u>Group 1 \$ 42.00 SF</u></p> <p><u>Group 2 \$ 54.00 SF</u></p> <p><u>Group 3 \$ 64.00 SF</u></p> <p><u>Group 4 \$118.00 SF</u></p> <p><u>Group 5 \$148.00 SF</u></p>
	CUTLINEA	<p>LINEA TAILORED TO 5/8" X 4" STRAIGHT JOINT 1.5CM X 10.0CM MOSAIC ROW INFO: 18 ROWS OF 3 (54 PIECES PER SHEET) SHEET COVERAGE AREA: 11-1/4" x 11-1/2" (0.9000 SF/PC)</p> <p>lead time: 14 days</p> <p>TECH SPECS: 20% OVERAGE BASED ON 12" X 12" TILE</p>	0.9000 SF per PC	<p><u>Group 1 \$ 56.00 SF</u></p> <p><u>Group 2 \$ 69.00 SF</u></p> <p><u>Group 3 \$ 79.00 SF</u></p> <p><u>Group 4 \$136.00 SF</u></p> <p><u>Group 5 \$166.00 SF</u></p>
	CUTLINEAHB	<p>LINEA TAILORED TO 5/8" X 4" HERRINGBONE 1.5CM X 10.0CM MOSAIC INTERLOCKING SHEET ROW INFO: 12 ROWS OF 4 (48 PIECES PER SHEET) SHEET COVERAGE AREA: 9-5/8" x 10-3/4" (0.7200 SF/PC)</p> <p>lead time: 14 days</p> <p>TECH SPECS: 20% OVERAGE BASED ON 12" X 12" TILE</p>	0.7200 SF per PC	<p><u>Group 1 \$ 54.00 SF</u></p> <p><u>Group 2 \$ 66.00 SF</u></p> <p><u>Group 3 \$ 76.00 SF</u></p> <p><u>Group 4 \$130.00 SF</u></p> <p><u>Group 5 \$160.00 SF</u></p>

BX (IN BOLD), SOLD IN FULL BOXES
 TEAL, SPECIAL ORDER ITEMS
 PURPLE, IN-HOUSE FABRICATION

 LOT PHOTO APPROVAL
 INSTALLATION GUIDELINES

 COMMODITY PRICING
 CUSTOM CUTTING

1. MOSAICS - STONE

TAILORED TO



IMAGE	CODE	DESCRIPTION	LIST	U/M
	CUTLINEARB	<p>LINEA TAILORED TO 5/8" X 4" RUNNING BOND 1.5CM X 10.0CM MOSAIC INTERLOCKING SHEET ROW INFO: 18 ROWS OF 3 (54 PIECES PER SHEET) SHEET COVERAGE AREA: 11-1/4" x 11-7/16" (0.8900 SF/PC)</p> <p>lead time: 14 days</p> <p>TECH SPECS: 20% OVERAGE BASED ON 12" X 12" TILE</p>	0.8900 SF per PC	<p>Group 1 \$ 56.00 SF</p> <p>Group 2 \$ 69.00 SF</p> <p>Group 3 \$ 79.00 SF</p> <p>Group 4 \$136.00 SF</p> <p>Group 5 \$166.00 SF</p>
	CUTLINEARB6	<p>LINEA TAILORED TO 5/8" X 6" RUNNING BOND 1.5CM X 15.0CM MOSAIC INTERLOCKING SHEET ROW INFO: 18 ROWS OF 2 (36 PIECES PER SHEET) SHEET COVERAGE AREA: 11-1/4" x 11-7/16" (0.8900 SF/PC)</p> <p>lead time: 14 days</p> <p>*NOT AVAILABLE IN CREMA MARFIL</p> <p>TECH SPECS: 35% OVERAGE BASED ON 12" X 12" TILE</p>	0.8900 SF per PC	<p>Group 1 \$ 56.00 SF</p> <p>Group 2 \$ 69.00 SF</p> <p>Group 3 \$ 79.00 SF</p> <p>Group 4 \$136.00 SF</p> <p>Group 5 \$166.00 SF</p>
	CUTLINEASJ6	<p>LINEA TAILORED TO 5/8" X 6" STRAIGHT JOINT 1.5CM X 15.0CM MOSAIC INTERLOCKING SHEET ROW INFO: 18 ROWS OF 2 (36 PIECES PER SHEET) SHEET COVERAGE AREA: 11-1/4" x 11-7/16" (0.8900 SF/PC)</p> <p>lead time: 14 days</p> <p>*NOT AVAILABLE IN CREMA MARFIL</p> <p>TECH SPECS: 20% OVERAGE BASED ON 12" X 12" TILE</p>	0.8900 SF per PC	<p>Group 1 \$ 56.00 SF</p> <p>Group 2 \$ 69.00 SF</p> <p>Group 3 \$ 79.00 SF</p> <p>Group 4 \$136.00 SF</p> <p>Group 5 \$166.00 SF</p>
	CUTM2DIAM	<p>TAILORED TO 2" DIAMOND 5.0CM MOSAIC INTERLOCKING SHEET SHEET COVERAGE AREA: 11-1/4" x 10-13/16" (0.8400 SF/PC)</p> <p>lead time: 14 days</p> <p>TECH SPECS: 40% OVERAGE BASED ON 12" X 12" TILE</p>	0.8400 SF per PC	<p>Group 1 \$ 59.00 SF</p> <p>Group 2 \$ 73.00 SF</p> <p>Group 3 \$ 84.00 SF</p> <p>Group 4 \$144.00 SF</p> <p>Group 5 \$174.00 SF</p>
	CUTM2HEX	<p>TAILORED TO 2" X 2" HEXAGON 5.0CM MOSAIC INTERLOCKING SHEET ROW INFO: 8 ROWS OF 6 SHEET COVERAGE AREA: 13-3/8" x 11-9/16" (1.0700 SF/PC)</p> <p>lead time: 14 days</p> <p>TECH SPECS: 68% OVERAGE BASED ON 12" X 12" TILE</p>	1.0700 SF per PC	<p>Group 1 \$ 64.00 SF</p> <p>Group 2 \$ 80.00 SF</p> <p>Group 3 \$ 92.00 SF</p> <p>Group 4 \$163.00 SF</p> <p>Group 5 \$193.00 SF</p>

BX (IN BOLD), SOLD IN FULL BOXES
TEAL, SPECIAL ORDER ITEMS
PURPLE, IN-HOUSE FABRICATION

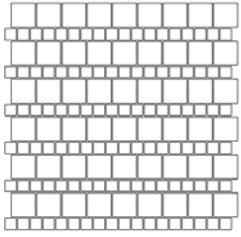



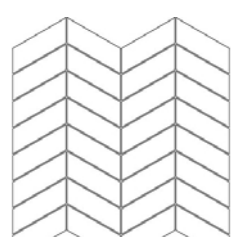
LOT PHOTO APPROVAL
 INSTALLATION GUIDELINES

COMMODITY PRICING
 CUSTOM CUTTING

1. MOSAICS - STONE

TAILORED TO



IMAGE	CODE	DESCRIPTION	LIST	U/M
	CUTMALT31	<p>TAILORED TO 1-1/4" X 1-1/4" ALTERNATING ROW MOSAIC INTERLOCKING SHEET</p> <p>ROW INFO: 9 ROWS OF 12 (108 PIECES) PER SHEET</p> <p>SHEET COVERAGE AREA: 11-7/16" x 11-7/16" (0.9100 SF/PC)</p> <p>lead time: 14 days</p> <p>TECH SPECS: 25% OVERAGE BASED ON 12" X 12" TILE</p>	0.9100 SF per PC	<p>Group 1 \$ 74.00 SF</p> <p>Group 2 \$ 86.00 SF</p> <p>Group 3 \$ 96.00 SF</p> <p>Group 4 \$ 148.00 SF</p> <p>Group 5 \$ 178.00 SF</p>
	CUTMBJ3	<p>TAILORED TO 1-1/4" X 1-1/4" BROKEN JOINT 3.0CM MOSAIC INTERLOCKING SHEET</p> <p>3CM</p> <p>SHEET COVERAGE AREA: 12-11/16" x 12-11/16" (1.1200 SF/PC)</p> <p>lead time: 14 days</p> <p>TECH SPECS: 35% OVERAGE BASED ON 12" X 12" TILE</p>	1.1200 SF per PC	<p>Group 1 \$ 60.00 SF</p> <p>Group 2 \$ 72.00 SF</p> <p>Group 3 \$ 82.00 SF</p> <p>Group 4 \$ 136.00 SF</p> <p>Group 5 \$ 166.00 SF</p>
	CUTMBW	<p>TAILORED TO BASKETWEAVE MOSAIC</p> <p>72 PCS PER INTERLOCKING SHEET</p> <p>ROW INFO: 6 ROWS OF 6 BARS, 6 ROWS OF 6 DOTS</p> <p>SHEET COVERAGE AREA: 11- 5/16" x 11- 5/16" (0.8900 SF/PC)</p> <p>lead time: 14 days</p> <p>TECH SPECS: WHEN BLENDING A HIGHER GROUP NUMBER FOR THE DOT INSERT ADD THE ADDITIONAL SF CHARGE LISTED BELOW TO THE LIST PRICE OF THE PRIMARY GROUP YOU ARE USING. GROUP 2: \$ 2.00 GROUP 3: \$ 3.00 GROUP 4: \$ 9.00 GROUP 5: \$ 18.00</p>	0.8900 SF per PC	<p>Group 1 \$ 52.00 SF</p> <p>Group 2 \$ 65.00 SF</p> <p>Group 3 \$ 96.00 SF</p> <p>Group 4 \$ 132.00 SF</p> <p>Group 5 \$ 162.00 SF</p>
	CUTMCANESTRO	<p>TAILORED TO CANESTRO MOSAIC</p> <p>128 PCS PER INTERLOCKING SHEET</p> <p>ROW INFO: 8 ROWS OF 8 BARS, 8 ROWS OF 8 DOTS</p> <p>SHEET COVERAGE AREA: 10-1/8" x 10-1/8" (0.7100 SF/PC)</p> <p>lead time: 14 days</p>	0.7100 SF per PC	<p>Group 1 \$ 76.00 SF</p> <p>Group 2 \$ 89.00 SF</p> <p>Group 3 \$ 99.00 SF</p> <p>Group 4 \$ 156.00 SF</p> <p>Group 5 \$ 186.00 SF</p>
	CUTMCHEV1X3	<p>TAILORED TO 1" X 3" CHEVRON MOSAIC</p> <p>8 ROWS OF 4 (32 PIECES PER SHEET)</p> <p>SHEET COVERAGE AREA: 11 - 7/8" x 11 - 11/16" (0.9600 SF/PC)</p> <p>lead time: 14 days</p>	0.9600 SF per PC	<p>Group 1 \$ 64.00 SF</p> <p>Group 2 \$ 77.00 SF</p> <p>Group 3 \$ 86.00 SF</p> <p>Group 4 \$ 140.00 SF</p> <p>Group 5 \$ 170.00 SF</p>

BX (IN BOLD), SOLD IN FULL BOXES
TEAL, SPECIAL ORDER ITEMS
PURPLE, IN-HOUSE FABRICATION

 LOT PHOTO APPROVAL
 INSTALLATION GUIDELINES

 COMMODITY PRICING
 CUSTOM CUTTING

1. MOSAICS - STONE

TAILORED TO



IMAGE	CODE	DESCRIPTION	LIST	U/M
	CUTMDECBW	<p>TAILORED TO 2-1/2" X 5" DECO BASKETWEAVE MOSAIC INTERLOCKING SHEET</p> <p>ROW INFO: 8 BARS 8 CIRCLES PER UNIT</p> <p>SHEET COVERAGE AREA: 7-5/8" x 15- 3/16" (0.8000 SF/PC)</p> <p>lead time: 14 days</p> <p>FOR USE WITH 1" PRATT & LARSON CIRCULAR DOT INSERTS</p> <p>TECH SPECS: 35% OVERAGE BASED ON 12" X 12" TILE</p>	0.8000 SF per PC	<p>Group 1 \$ 50.00 SF</p> <p>Group 2 \$ 63.00 SF</p> <p>Group 3 \$ 73.00 SF</p> <p>Group 4 \$131.00 SF</p> <p>Group 5 \$ 161.00 SF</p>
	CUTMDECBWSQ	<p>TAILORED TO 2-1/2" X 5" DECO BASKETWEAVE MOSAIC INTERLOCKING SHEET</p> <p>ROW INFO: 8 BARS WITH 8 SQUARES PER UNIT</p> <p>SHEET COVERAGE AREA: 7-5/8" x 15-3/16" (0.8000 SF/PC)</p> <p>lead time: 14 days</p> <p>TECH SPECS: WHEN BLENDING A HIGHER GROUP NUMBER FOR THE DOT INSERT ADD THE ADDITIONAL SF CHARGE LISTED BELOW TO THE LIST PRICE OF THE PRIMARY GROUP</p>	0.8000 SF per PC	<p>Group 1 \$ 67.00 SF</p> <p>Group 2 \$ 80.00 SF</p> <p>Group 3 \$ 90.00 SF</p> <p>Group 4 \$147.00 SF</p> <p>Group 5 \$177.00 SF</p>
	CUTMDIAM3	<p>TAILORED TO 1-1/4" DIAMOND MOSAIC INTERLOCKING SHEET</p> <p>ROW INFO: 8 ROWS OF 8 (64 PIECES PER SHEET)</p> <p>SHEET COVERAGE AREA: 10-3/16" x 11-3/4" (0.8300 SF/PC)</p> <p>lead time: 14 days</p> <p>TECH SPECS: 30% OVERAGE BASED ON 12" X 12" TILE</p>	0.8300 SF per PC	<p>Group 1 \$ 64.00 SF</p> <p>Group 2 \$ 77.00 SF</p> <p>Group 3 \$ 86.00 SF</p> <p>Group 4 \$140.00 SF</p> <p>Group 5 \$170.00 SF</p>
	CUTMDIAM3CHEV	<p>CHEVRON TAILORED TO 3CM DIAMOND 3.0CM MOSAIC</p> <p>ROW INFO: 8 ROWS OF 10 PIECES, 80 PCS PER SHEET</p> <p>SHEET COVERAGE AREA: 11-3/4" x 12-11/16" (1.0400 SF/PC)</p> <p>lead time: 14 days</p>	<p>1.0400 SF per PC</p> <p>10 PC per BX</p> <p>10.40 SF per BX</p>	<p>Group 1 \$ 64.00 SF</p> <p>Group 2 \$ 77.00 SF</p> <p>Group 3 \$ 86.00 SF</p> <p>Group 4 \$140.00 SF</p> <p>Group 5 \$170.00 SF</p>
	CUTMDIAM3CUBE	<p>DIAMOND CUBE TAILORED TO 3CM DIAMOND 3.0CM MOSAIC</p> <p>90 PIECES PER SHEET</p> <p>SHEET COVERAGE AREA: 12-11/16" x 13-3/16" (1.1600 SF/PC)</p> <p>lead time: 14 days</p>	<p>1.1600 SF per PC</p> <p>10 PC per BX</p> <p>11.60 SF per BX</p>	<p>Group 1 \$ 64.00 SF</p> <p>Group 2 \$ 77.00 SF</p> <p>Group 3 \$ 86.00 SF</p> <p>Group 4 \$140.00 SF</p> <p>Group 5 \$170.00 SF</p>

BX (IN BOLD), SOLD IN FULL BOXES
TEAL, SPECIAL ORDER ITEMS
PURPLE, IN-HOUSE FABRICATION

LOT PHOTO APPROVAL
 INSTALLATION GUIDELINES

COMMODITY PRICING
 CUSTOM CUTTING

1. MOSAICS - STONE

TAILORED TO



IMAGE	CODE	DESCRIPTION	LIST	U/M
	CUTMFRAME	<p>TAILORED TO FRAME MOSAIC INTERLOCKING SHEET ROW INFO: 4 UNITS PER SHEET SHEET COVERAGE AREA: 7-1/2" x 7-1/2" (0.3900 SF/PC)</p> <p>lead time: 14 days</p> <p>SHORT BAR SIZE: 1.5CM X 6CM LONG BAR SIZE: 1.5CM X 9CM BRICK SIZE: 3CM X 6CM</p>	0.3900 SF per PC	<p>Group 1 \$ 74.00 SF</p> <p>Group 2 \$ 85.25 SF</p> <p>Group 3 \$ 94.50 SF</p> <p>Group 4 \$146.64 SF</p> <p>Group 5 \$176.64 SF</p>
	CUTMGEO13	<p>TAILORED TO 1-1/4" X 1-1/4" WINDOWPANE MOSAIC 25 PCS 3CM PER SHEET ROW INFO: 20 ROWS OF 20 375 PIECES OF 5/8 X 5/8 SHEET COVERAGE AREA: 12-11/16" x 12-11/16" (1.1200 SF/PC)</p> <p>lead time: 14 days</p> <p>TECH SPECS: 30% OVERAGE BASED ON 12" X 12" TILE</p>	1.1200 SF per PC	<p>Group 1 \$ 79.00 SF</p> <p>Group 2 \$ 92.00 SF</p> <p>Group 3 \$102.00 SF</p> <p>Group 4 \$150.00 SF</p> <p>Group 5 \$180.00 SF</p>
	CUTMHB3	<p>TAILORED TO 5/8" X 1-1/4" HERRINGBONE 1.5CM X 3.0CM MOSAIC INTERLOCKING SHEET 1.5CM X 3CM ROW INFO: 14 ROWS OF 12 (168 PIECES PER SHEET) SHEET COVERAGE AREA: 12-1/4" x 10-13/16" (0.9200 SF/PC) min. qty: 1 PC lead time: 14 days</p> <p>TECH SPECS: 35% OVERAGE BASED ON 12" X 12" TILE</p>	0.9200 SF per PC	<p>Group 1 \$ 64.00 SF</p> <p>Group 2 \$ 76.00 SF</p> <p>Group 3 \$ 86.00 SF</p> <p>Group 4 \$140.00 SF</p> <p>Group 5 \$170.00 SF</p>
	CUTMHB36	<p>TAILORED TO 1-1/4" X 2-3/8" HERRINGBONE 3.0CM X 6.0CM MOSAIC INTERLOCKING SHEET 3CM X 6 CM ROW INFO: 6 ROWS OF 6 (36 PIECES PER SHEET) SHEET COVERAGE AREA: 10-13/16" x 10-11/16" (0.8000 SF/PC)</p> <p>lead time: 14 days</p> <p>TECH SPECS: 40% OVERAGE BASED ON 12" X 12" TILE</p>	0.8000 SF per PC	<p>Group 1 \$ 48.00 SF</p> <p>Group 2 \$ 60.00 SF</p> <p>Group 3 \$ 70.00 SF</p> <p>Group 4 \$124.00 SF</p> <p>Group 5 \$154.00 SF</p>
	CUTMHEX3	<p>TAILORED TO 1-1/4" X 1-1/4" HEXAGON 3.0CM MOSAIC INTERLOCKING SHEET ROW INFO: 9 ROWS OF 11 (99 PIECES PER SHEET) SHEET COVERAGE AREA: 11-7/16" x 12-1/8" (0.9600 SF/PC)</p> <p>lead time: 14 days</p> <p>TECH SPECS: 50% OVERAGE BASED ON 12" X 12" TILE; 55% OVERAGE BASED ON 18" X 18" TILE</p>	0.9600 SF per PC	<p>Group 1 \$ 70.00 SF</p> <p>Group 2 \$ 86.00 SF</p> <p>Group 3 \$ 98.00 SF</p> <p>Group 4 \$165.00 SF</p> <p>Group 5 \$195.00 SF</p>

BX (IN BOLD), SOLD IN FULL BOXES
TEAL, SPECIAL ORDER ITEMS
PURPLE, IN-HOUSE FABRICATION

LOT PHOTO APPROVAL
 INSTALLATION GUIDELINES

COMMODITY PRICING
 CUSTOM CUTTING

1. MOSAICS - STONE

TAILORED TO



IMAGE	CODE	DESCRIPTION	LIST	U/M
	CUTMHEXBIG3	RIVERSIDE DRIVE HEX TAILORED TO 1-1/4" X 1-1/4" HEXAGON 3.0CM MOSAIC INTERLOCKING SHEET SHEET COVERAGE AREA: 11-7/16" x 13-3/16" (1.0500 SF/PC) TECH SPECS: 50% OVERAGE BASED ON 12" X 12" TILE; 55% OVERAGE BASED ON 18" X 18" TILE	1.0500 SF per PC	Group 1 <u>\$ 73.00 SF</u> Group 2 <u>\$ 89.00 SF</u> Group 3 <u>\$ 101.00 SF</u> Group 4 <u>\$ 168.00 SF</u> Group 5 <u>\$ 198.00 SF</u>
	CUTMHEXDIAM3	RIVERSIDE DRIVE DIAMOND TAILORED TO 1-1/4" X 1-1/4" HEXAGON 3.0CM MOSAIC INTERLOCKING SHEET SHEET COVERAGE AREA: 13-3/16" x 7-5/8" (0.7000 SF/PC) TECH SPECS: 50% OVERAGE BASED ON 12" X 12" TILE; 55% OVERAGE BASED ON 18" X 18" TILE	0.7000 SF per PC	Group 1 <u>\$ 75.00 SF</u> Group 2 <u>\$ 91.00 SF</u> Group 3 <u>\$ 103.00 SF</u> Group 4 <u>\$ 170.00 SF</u> Group 5 <u>\$ 200.00 SF</u>
	CUTMHEXDOT3	RIVERSIDE DRIVE DOT TAILORED TO 1-1/4" X 1-1/4" HEXAGON 3.0CM MOSAIC INTERLOCKING SHEET SHEET COVERAGE AREA: 13-3/16" x 10-3/16" (0.9300 SF/PC) TECH SPECS: 50% OVERAGE BASED ON 12" X 12" TILE; 55% OVERAGE BASED ON 18" X 18" TILE	0.9300 SF per PC	Group 1 <u>\$ 73.00 SF</u> Group 2 <u>\$ 89.00 SF</u> Group 3 <u>\$ 101.00 SF</u> Group 4 <u>\$ 168.00 SF</u> Group 5 <u>\$ 198.00 SF</u>
	CUTMMMOD	TAILORED TO MINI MODULAR MOSAIC INTERLOCKING SHEET SHEET COVERAGE AREA: 11-3/8" x 11-3/8" (0.9000 SF/PC) lead time: 14 days TECH SPECS: 30% OVERAGE BASED ON 12" X 12" TILE	0.9000 SF per PC	Group 1 <u>\$ 76.00 SF</u> Group 2 <u>\$ 89.00 SF</u> Group 3 <u>\$ 99.00 SF</u> Group 4 <u>\$ 156.00 SF</u> Group 5 <u>\$ 186.00 SF</u>
	CUTMOCT5	TAILORED TO 2"OCTAGON WITH 5/8" DOT OCTAGONO MOSAIC 72 TOTAL PIECES PER SHEET ROW INFO: 6 ROWS OF 6 OCTAGONS, 6 ROWS OF 6 SQUARE INSERTS SHEET COVERAGE AREA: 11-7/16" x 11-7/16" (0.9100 SF/PC) lead time: 14 days	0.9100 SF per PC	Group 1 <u>\$ 76.00 SF</u> Group 2 <u>\$ 89.00 SF</u> Group 3 <u>\$ 99.00 SF</u> Group 4 <u>\$ 156.00 SF</u> Group 5 <u>\$ 186.00 SF</u>

BX (IN BOLD), SOLD IN FULL BOXES
TEAL, SPECIAL ORDER ITEMS
PURPLE, IN-HOUSE FABRICATION

LOT PHOTO APPROVAL
 INSTALLATION GUIDELINES

COMMODITY PRICING
 CUSTOM CUTTING

1. MOSAICS - STONE

TAILORED TO



IMAGE	CODE	DESCRIPTION	LIST	U/M
	CUTMOCTAGONO	<p>TAILORED TO OCTAGONO MOSAIC INTERLOCKING SHEET</p> <p>ROW INFO: 16-OCTAGONS, 16-5/8" DOTS</p> <p>SHEET COVERAGE AREA: 10-5/8" x 12-9/16" (0.9300 SF/PC)</p> <p>min. qty: 1</p> <p>lead time: 14 days</p> <p>16-octagons, 16-5/8" dots</p> <p>TECH SPECS: WHEN BLENDING A HIGHER GROUP NUMBER FOR THE DOT INSERT ADD THE ADDITIONAL SF CHARGE</p>	<p>0.9300 SF per PC</p> <p>1 PC per BX</p> <p>0.93 SF per BX</p>	<p>Group 1 \$ 87.40 SF</p> <p>Group 2 \$102.35 SF</p> <p>Group 3 \$113.85 SF</p> <p>Group 4 \$179.40 SF</p> <p>Group 5 \$209.40 SF</p>
	CUTMPW1	<p>TAILORED TO 5/8" X 5/8 PINWHEEL MOSAIC</p> <p>ROW INFO: 6 ROWS OF 6 (36 PIECES PER SHEET)</p> <p>SHEET COVERAGE AREA: 11- 3/8" x 11- 3/8" (0.9000 SF/PC)</p> <p>lead time: 14 days</p>	0.9000 SF per PC	<p>Group 1 \$ 76.00 SF</p> <p>Group 2 \$ 89.00 SF</p> <p>Group 3 \$ 99.00 SF</p> <p>Group 4 \$156.00 SF</p> <p>Group 5 \$186.00 SF</p>
	CUTMPW3	<p>TAILORED TO 1-1/4" X 1-1/4 PINWHEEL MOSAIC</p> <p>25 PCS PER SHEET</p> <p>ROW INFO: 5 ROWS OF 5 (25 PIECES PER SHEET)</p> <p>SHEET COVERAGE AREA: 12- 9/16" x 12 - 9/16" (1.1000 SF/PC)</p> <p>lead time: 14 days</p> <p>TECH SPECS: 30% OVERAGE BASED ON 12" X 12" TILE</p>	1.1000 SF per PC	<p>Group 1 \$ 74.00 SF</p> <p>Group 2 \$ 86.00 SF</p> <p>Group 3 \$ 96.00 SF</p> <p>Group 4 \$150.00 SF</p> <p>Group 5 \$180.00 SF</p>
	CUTMRB1	<p>TAILORED TO 5/8" X 5/8" RUNNING BOND 1.5CM MOSAIC</p> <p>1.5CM</p> <p>ROW INFO: 20 ROWS OF 20 (400 PIECES PER SHEET)</p> <p>SHEET COVERAGE AREA: 12- 11/16" x 12- 11/16" (1.1200 SF/PC)</p> <p>lead time: 14 days</p> <p>TECH SPECS: 36% OVERAGE BASED ON 12" X 12" TILE</p>	1.1200 SF per PC	<p>Group 1 \$ 80.00 SF</p> <p>Group 2 \$ 94.00 SF</p> <p>Group 3 \$104.00 SF</p> <p>Group 4 \$ 161.00 SF</p> <p>Group 5 \$191.00 SF</p>
	CUTMRB3	<p>TAILORED TO 1-1/4" X 1-1/4 RUNNING BOND 3.0CM MOSAIC</p> <p>ROW INFO: 10 ROWS OF 10 (100 PIECES PER SHEET)</p> <p>SHEET COVERAGE AREA: 12- 11/16" x 12- 11/16" (1.1200 SF/PC)</p> <p>lead time: 14 days</p> <p>TECH SPECS: 18% OVERAGE BASED ON 12" X 12" TILE</p>	1.1200 SF per PC	<p>Group 1 \$ 48.00 SF</p> <p>Group 2 \$ 59.00 SF</p> <p>Group 3 \$ 67.00 SF</p> <p>Group 4 \$114.00 SF</p> <p>Group 5 \$144.00 SF</p>

BX (IN BOLD), SOLD IN FULL BOXES
TEAL, SPECIAL ORDER ITEMS
PURPLE, IN-HOUSE FABRICATION

LOT PHOTO APPROVAL
 INSTALLATION GUIDELINES

COMMODITY PRICING
 CUSTOM CUTTING

1. MOSAICS - STONE

TAILORED TO



IMAGE	CODE	DESCRIPTION	LIST	U/M
	CUTMRB315	<p>TAILORED TO 1-1/4" X 5-5/8" RUNNING BOND 3.0CM X 15.0CM MOSAIC INTERLOCKING SHEET 3CM X 15CM ROW INFO: 10 ROWS OF 2 (20 PIECES PER SHEET) SHEET COVERAGE AREA: 12-11/16" x 11-3/8" (1.0000 SF/PC)</p> <p>lead time: 14 days</p> <p>*NOT AVAILABLE IN PACIFIC HONEY ONYX</p>	1.0000 SF per PC	<p><u>Group 1 \$ 43.00 SF</u></p> <p><u>Group 2 \$ 55.00 SF</u></p> <p><u>Group 3 \$ 64.00 SF</u></p> <p><u>Group 4 \$ 114.00 SF</u></p> <p><u>Group 5 \$ 144.00 SF</u></p>
	CUTMRB330	<p>TAILORED TO 1-1/4" X 11-15/16" RUNNING BOND 3.0CM X 30.0CM MOSAIC INTERLOCKING SHEET 3CM X 30 CM ROW INFO: 10 ROWS OF 1 (10 PIECES PER SHEET) SHEET COVERAGE AREA: 12 - 11/16" x 11- 3/8" (1.0000 SF/PC)</p> <p>lead time: 14 days</p> <p>*NOT AVAILABLE IN CREMA MARFIL</p>	1.0000 SF per PC	<p><u>Group 1 \$ 43.00 SF</u></p> <p><u>Group 2 \$ 54.00 SF</u></p> <p><u>Group 3 \$ 63.00 SF</u></p> <p><u>Group 4 \$ 114.00 SF</u></p> <p><u>Group 5 \$ 144.00 SF</u></p>
	CUTMRB35	<p>TAILORED TO 1-1/4" X 2" RUNNING BOND 3.0CM X 5.0CM MOSAIC INTERLOCKING SHEET 3CM X 5 CM ROW INFO: 10 ROWS OF 6 (60 PIECES PER SHEET) SHEET COVERAGE AREA: 12- 11/16" x 11- 3/8" (1.0000 SF/PC)</p> <p>lead time: 14 days</p> <p>TECH SPECS: 18% OVERAGE BASED ON 12" X 12" TILE</p>	1.0000 SF per PC	<p><u>Group 1 \$ 45.00 SF</u></p> <p><u>Group 2 \$ 56.00 SF</u></p> <p><u>Group 3 \$ 64.00 SF</u></p> <p><u>Group 4 \$ 111.00 SF</u></p> <p><u>Group 5 \$ 141.00 SF</u></p>
	CUTMRB39	<p>TAILORED TO 1-1/4" X 3- 1/2" RUNNING BOND 3.0CM X 9.0CM MOSAIC INTERLOCKING SHEET 3CM X 9CM ROW INFO: 10 ROWS OF 3 (30 PIECES PER SHEET) SHEET COVERAGE AREA: 12-11/16" x 11-3/8" (1.0000 SF/PC)</p> <p>lead time: 14 days</p> <p>TECH SPECS: 20% OVERAGE BASED ON 12" X 12" TILE</p>	1.0000 SF per PC	<p><u>Group 1 \$ 45.00 SF</u></p> <p><u>Group 2 \$ 56.00 SF</u></p> <p><u>Group 3 \$ 65.00 SF</u></p> <p><u>Group 4 \$ 116.00 SF</u></p> <p><u>Group 5 \$ 146.00 SF</u></p>
	CUTMRB5	<p>TAILORED TO 2" X 2" RUNNING BOND 5.0CM MOSAIC INTERLOCKING SHEET 5CM ROW INFO: 6 ROWS OF 6 (36 PIECES PER SHEET) SHEET COVERAGE AREA: 11- 3/8" x 11- 3/8" (0.9000 SF/PC)</p> <p>lead time: 14 days</p> <p>TECH SPECS: 15% OVERAGE BASED ON 12" X 12" TILE</p>	0.9000 SF per PC	<p><u>Group 1 \$ 43.00 SF</u></p> <p><u>Group 2 \$ 54.00 SF</u></p> <p><u>Group 3 \$ 63.00 SF</u></p> <p><u>Group 4 \$ 114.00 SF</u></p> <p><u>Group 5 \$ 144.00 SF</u></p>

BX (IN BOLD), SOLD IN FULL BOXES
TEAL, SPECIAL ORDER ITEMS
PURPLE, IN-HOUSE FABRICATION

LOT PHOTO APPROVAL
 INSTALLATION GUIDELINES

COMMODITY PRICING
 CUSTOM CUTTING

1. MOSAICS - STONE

TAILORED TO



IMAGE	CODE	DESCRIPTION	LIST	U/M
	CUTMRB510	<p>TAILORED TO 2" X 4" RUNNING BOND 5.0CM X 10.0CM MOSAIC</p> <p>INTERLOCKING SHEET</p> <p>ROW INFO: 6 ROWS OF 3 (18 PIECES PER SHEET)</p> <p>SHEET COVERAGE AREA: 11-3/8" x 11-3/8" (0.9000 SF/PC)</p> <p>lead time: 14 days</p> <p>TECH SPECS: 17% OVERAGE BASED ON 12" X 12" TILE</p>	0.9000 SF per PC	<p><u>Group 1 \$ 40.00 SF</u></p> <p><u>Group 2 \$ 52.00 SF</u></p> <p><u>Group 3 \$ 61.00 SF</u></p> <p><u>Group 4 \$ 111.00 SF</u></p> <p><u>Group 5 \$ 141.00 SF</u></p>
	CUTMRBMSJ15	<p>TAILORED TO 5/8" X 1-7/8" STRAIGHT JOINT ROMAN BRICK MOSAIC</p> <p>INTERLOCKING SHEET</p> <p>ROW INFO: 20 ROWS OF 6 (120 PIECES PER SHEET)</p> <p>SHEET COVERAGE AREA: 12 - 11/16" x 11-3/8" (1.0000 SF/PC)</p> <p>lead time: 14 days</p> <p>TECH SPECS: 30% OVERAGE ON RAW STOCK, 40% IF AZUL MACAUBAS OR ONYX.</p>	1.0000 SF per PC	<p><u>Group 1 \$ 73.00 SF</u></p> <p><u>Group 2 \$ 85.00 SF</u></p> <p><u>Group 3 \$ 94.00 SF</u></p> <p><u>Group 4 \$ 148.00 SF</u></p> <p><u>Group 5 \$ 178.00 SF</u></p>
	CUTMROMANBR15	<p>TAILORED TO 5/8" X 1-7/8" ROMAN BRICK MOSAIC</p> <p>INTERLOCKING SHEET</p> <p>ROW INFO: 20 ROWS OF 6 (120 PIECES PER SHEET)</p> <p>SHEET COVERAGE AREA: 12-11/16" x 11-3/8" (1.0000 SF/PC)</p> <p>lead time: 14 days</p> <p>IN-HOUSE PRODUCTION VARIES IN SIZE FROM ORIGINAL STOCKED PRODUCT</p> <p>TECH SPECS: 30% OVERAGE BASED ON 12" X 12" TILE</p>	1.0000 SF per PC	<p><u>Group 1 \$ 73.00 SF</u></p> <p><u>Group 2 \$ 85.00 SF</u></p> <p><u>Group 3 \$ 94.00 SF</u></p> <p><u>Group 4 \$ 148.00 SF</u></p> <p><u>Group 5 \$ 178.00 SF</u></p>
	CUTMROS	<p>TAILORED TO RECTANGULAR OFFSET MOSAIC</p> <p>84 PCS PER INTERLOCKING SHEET</p> <p>ROW INFO: 7 ROWS OF 6 RECTANGLES, 7 ROWS OF 6 DOTS</p> <p>SHEET COVERAGE AREA: 9-3/4" x 12" (0.8100 SF/PC)</p> <p>lead time: 14 days</p> <p>TECH SPECS: WHEN BLENDING A HIGHER GROUP NUMBER FOR THE DOT INSERT ADD THE ADDITIONAL SF CHARGE LISTED BELOW TO THE LIST PRICE OF THE PRIMARY GROUP</p>	0.8100 SF per PC	<p><u>Group 1 \$ 49.00 SF</u></p> <p><u>Group 2 \$ 62.00 SF</u></p> <p><u>Group 3 \$ 70.00 SF</u></p> <p><u>Group 4 \$ 120.00 SF</u></p> <p><u>Group 5 \$ 150.00 SF</u></p>
	CUTMSJ1	<p>TAILORED TO 5/8" X 5/8" STRAIGHT JOINT 1.5CM MOSAIC</p> <p>1.5CM</p> <p>ROW INFO: 20 ROWS OF 20 (400 PIECES PER SHEET)</p> <p>SHEET COVERAGE AREA: 12- 11/16" x 12- 11/16" (1.1200 SF/PC)</p> <p>lead time: 14 days</p> <p>TECH SPECS: 36% OVERAGE BASED ON 12" X 12" TILE</p>	1.1200 SF per PC	<p><u>Group 1 \$ 80.00 SF</u></p> <p><u>Group 2 \$ 94.00 SF</u></p> <p><u>Group 3 \$ 104.00 SF</u></p> <p><u>Group 4 \$ 161.00 SF</u></p> <p><u>Group 5 \$ 191.00 SF</u></p>

BX (IN BOLD), SOLD IN FULL BOXES
TEAL, SPECIAL ORDER ITEMS
PURPLE, IN-HOUSE FABRICATION

LOT PHOTO APPROVAL
 INSTALLATION GUIDELINES

COMMODITY PRICING
 CUSTOM CUTTING

1. MOSAICS - STONE

TAILORED TO



IMAGE	CODE	DESCRIPTION	LIST	U/M
	CUTMSJ3	<p>TAILORED TO 1-1/4" X 1-1/4" STRAIGHT JOINT 3.0CM MOSAIC 3CM</p> <p>ROW INFO: 10 ROWS OF 10 (100 PIECES PER SHEET)</p> <p>SHEET COVERAGE AREA: 12- 11/16" x 12- 11/16" (1.1200 SF/PC)</p> <p>lead time: 14 days</p> <p>TECH SPECS: 18% OVERAGE BASED ON 12" X 12" TILE</p>	1.1200 SF per PC	<p><u>Group 1 \$ 48.00 SF</u></p> <p><u>Group 2 \$ 59.00 SF</u></p> <p><u>Group 3 \$ 67.00 SF</u></p> <p><u>Group 4 \$114.00 SF</u></p> <p><u>Group 5 \$144.00 SF</u></p>
	CUTMSJ315	<p>TAILORED TO 1-1/4" X 5-5/8" STRAIGHT JOINT 3.0CM X 15.0CM MOSAIC 3CM X 15CM</p> <p>ROW INFO: 10 ROWS OF 2 (20 PIECES PER SHEET)</p> <p>SHEET COVERAGE AREA: 12-11/16" x 11-3/8" (1.0000 SF/PC)</p> <p>lead time: 14 days</p> <p>*NOT AVAILABLE IN PACIFIC HONEY ONYX</p> <p>TECH SPECS: 25% OVERAGE BASED ON 12" X 12" TILE</p>	1.0000 SF per PC	<p><u>Group 1 \$ 43.00 SF</u></p> <p><u>Group 2 \$ 55.00 SF</u></p> <p><u>Group 3 \$ 64.00 SF</u></p> <p><u>Group 4 \$114.00 SF</u></p> <p><u>Group 5 \$144.00 SF</u></p>
	CUTMSJ330	<p>TAILORED TO 1-1/4" X 11-15/16" STRAIGHT JOINT 3.0CM X 30.0CM MOSAIC 3CM X 30CM</p> <p>ROW INFO: 10 ROWS OF 1 (10 PIECES PER SHEET)</p> <p>SHEET COVERAGE AREA: 11-3/8" x 12-11/16" (1.0000 SF/PC)</p> <p>lead time: 14 days</p> <p>*NOT AVAILABLE IN CREMA MARFIL</p> <p>TECH SPECS: 27% OVERAGE BASED ON 12" X 12" TILE</p>	1.0000 SF per PC	<p><u>Group 1 \$43.00 SF</u></p> <p><u>Group 2 \$ 54.00 SF</u></p> <p><u>Group 3 \$ 63.00 SF</u></p> <p><u>Group 4 \$114.00 SF</u></p> <p><u>Group 5 \$144.00 SF</u></p>
	CUTMSJ35	<p>TAILORED TO 1-1/4" X 2" STRAIGHT JOINT 3.0CM X 5.0CM MOSAIC 3CM X 5CM</p> <p>ROW INFO: 10 ROWS OF 5 (50 PIECES PER SHEET)</p> <p>SHEET COVERAGE AREA: 12- 11/16" x 11- 3/8" (1.0000 SF/PC)</p> <p>lead time: 14 days</p> <p>TECH SPECS: 18% OVERAGE BASED ON 12" X 12" TILE</p>	1.0000 SF per PC	<p><u>Group 1 \$45.00 SF</u></p> <p><u>Group 2 \$ 56.00 SF</u></p> <p><u>Group 3 \$ 64.00 SF</u></p> <p><u>Group 4 \$111.00 SF</u></p> <p><u>Group 5 \$141.00 SF</u></p>
	CUTMSJ39	<p>TAILORED TO 1-1/4" X 3-1/2" STRAIGHT JOINT 3.0CM X 9.0CM MOSAIC 3CM X 9CM</p> <p>ROW INFO: 10 ROWS OF 3 (30 PIECES PER SHEET)</p> <p>SHEET COVERAGE AREA: 12- 11/16" x 11- 7/16" (1.0000 SF/PC)</p> <p>lead time: 14 days</p> <p>TECH SPECS: 20% OVERAGE BASED ON 12" X 12" TILE</p>	1.0000 SF per PC	<p><u>Group 1 \$45.00 SF</u></p> <p><u>Group 2 \$ 56.00 SF</u></p> <p><u>Group 3 \$ 65.00 SF</u></p> <p><u>Group 4 \$116.00 SF</u></p> <p><u>Group 5 \$146.00 SF</u></p>

BX (IN BOLD), SOLD IN FULL BOXES
TEAL, SPECIAL ORDER ITEMS
PURPLE, IN-HOUSE FABRICATION

LOT PHOTO APPROVAL
 INSTALLATION GUIDELINES

COMMODITY PRICING
 CUSTOM CUTTING

1. MOSAICS - STONE

TAILORED TO



IMAGE	CODE	DESCRIPTION	LIST	U/M
	CUTMSJ5	<p>TAILORED TO 2" X 2" STRAIGHT JOINT 5.0CM MOSAIC 5CM</p> <p>ROW INFO: 6 ROWS OF 6 (36 PIECES PER SHEET)</p> <p>SHEET COVERAGE AREA: 11-3/8" x 11-3/8" (0.9000 SF/PC)</p> <p>lead time: 14 days</p> <p>TECH SPECS: 15% OVERAGE BASED ON 12" X 12" TILE</p>	0.9000 SF per PC	<p><u>Group 1 \$ 43.00 SF</u></p> <p><u>Group 2 \$ 54.00 SF</u></p> <p><u>Group 3 \$ 63.00 SF</u></p> <p><u>Group 4 \$114.00 SF</u></p> <p><u>Group 5 \$144.00 SF</u></p>
	CUTMSJ510	<p>TAILORED TO 2" X 4" STRAIGHT JOINT 5.0CM X 10.0CM MOSAIC 5CM X 10 CM</p> <p>ROW INFO: 6 ROWS OF 3 (18 PIECES PER SHEET)</p> <p>SHEET COVERAGE AREA: 11-3/8" x 11-3/8" (0.9000 SF/PC)</p> <p>lead time: 14 days</p> <p>TECH SPECS: 17% OVERAGE BASED ON 12" X 12" TILE</p>	0.9000 SF per PC	<p><u>Group 1 \$ 40.00 SF</u></p> <p><u>Group 2 \$ 52.00 SF</u></p> <p><u>Group 3 \$ 61.00 SF</u></p> <p><u>Group 4 \$ 111.00 SF</u></p> <p><u>Group 5 \$141.00 SF</u></p>
	CUTMSJ8	<p>TAILORED TO 2.75" X 2.75" STRAIGHT JOINT 8.0CM MOSAIC 8 CM</p> <p>ROW INFO: 4 ROWS OF 4 (16 PIECES PER SHEET)</p> <p>SHEET COVERAGE AREA: 11-5/16" x 11-5/16" (0.8900 SF/PC)</p> <p>lead time: 14 days</p> <p>TECH SPECS: 15% OVERAGE BASED ON 12" X 12" TILE</p>	0.8900 SF per PC	<p><u>Group 1 \$ 43.00 SF</u></p> <p><u>Group 2 \$ 54.00 SF</u></p> <p><u>Group 3 \$ 63.00 SF</u></p> <p><u>Group 4 \$114.00 SF</u></p> <p><u>Group 5 \$144.00 SF</u></p>
	CUTMSJSTRIPE3	<p>TAILORED TO 1-1/4" X 1-1/4" CHATHAM STRIPE 3.0CM MOSAIC 3CM</p> <p>SHEET COVERAGE AREA: 8-3/4" x 12-3/4" (0.7800 SF/PC)</p> <p>lead time: 14 days</p> <p>TECH SPECS: 18% OVERAGE BASED ON 12" X 12" TILE</p>	0.7800 SF per PC	<p><u>Group 1 \$ 48.00 SF</u></p> <p><u>Group 2 \$ 59.00 SF</u></p> <p><u>Group 3 \$ 67.00 SF</u></p> <p><u>Group 4 \$114.00 SF</u></p> <p><u>Group 5 \$144.00 SF</u></p>
	CUTMSOS5	<p>TAILORED TO SQUARE OFFSET MOSAIC</p> <p>50 PCS PER INTERLOCKING SHEET</p> <p>ROW INFO: 5 ROWS OF 5 SQUARES, 5 ROWS OF 5 DOTS</p> <p>SHEET COVERAGE AREA: 10" x 10" (0.6900 SF/PC)</p> <p>lead time: 14 days</p> <p>TECH SPECS: WHEN BLENDING A HIGHER GROUP NUMBER FOR THE DOT INSERT ADD THE ADDITIONAL SF CHARGE LISTED BELOW TO THE LIST PRICE OF THE PRIMARY GROUP</p>	0.6900 SF per PC	<p><u>Group 1 \$ 44.00 SF</u></p> <p><u>Group 2 \$ 55.00 SF</u></p> <p><u>Group 3 \$ 64.00 SF</u></p> <p><u>Group 4 \$142.00 SF</u></p> <p><u>Group 5 \$172.00 SF</u></p>

BX (IN BOLD), SOLD IN FULL BOXES
TEAL, SPECIAL ORDER ITEMS
PURPLE, IN-HOUSE FABRICATION

LOT PHOTO APPROVAL
 INSTALLATION GUIDELINES

COMMODITY PRICING
 CUSTOM CUTTING

1. MOSAICS - STONE

TAILORED TO



IMAGE	CODE	DESCRIPTION	LIST	U/M
	<p>CUTMSOS5BLANK</p>	<p>TAILORED TO SQUARE OFFSET MOSAIC INTERLOCKING SHEET ROW INFO: 5 ROWS OF 5 SQUARES (25 PIECES PER SHEET) SHEET COVERAGE AREA: 10" x 10" (0.6900 SF/PC)</p> <p>lead time: 14 days</p> <p>TECH SPECS: 15% OVERAGE BASED ON 12" X 12" TILE</p>	<p>0.6900 SF per PC</p>	<p><u>Group 1 \$ 40.00 SF</u></p> <p><u>Group 2 \$ 53.00 SF</u></p> <p><u>Group 3 \$ 63.00 SF</u></p> <p><u>Group 4 \$120.00 SF</u></p> <p><u>Group 5 \$150.00 SF</u></p>
	<p>CUTSTILO</p>	<p>TAILORED TO STILO MOSAIC INTERLOCKING SHEET ROW INFO: 13 ROWS OF 2 (26 PIECES PER SHEET) SHEET COVERAGE AREA: 11- 7/16" x 11- 9/16" (0.9200 SF/PC)</p> <p>lead time: 14 days</p> <p>*NOT AVAILABLE IN CREMA MARFIL</p> <p>TECH SPECS: 40% OVERAGE BASED ON 12" X 12" TILE</p>	<p>0.9200 SF per PC</p>	<p><u>Group 1 \$ 57.00 SF</u></p> <p><u>Group 2 \$ 71.00 SF</u></p> <p><u>Group 3 \$ 83.00 SF</u></p> <p><u>Group 4 \$147.00 SF</u></p> <p><u>Group 5 \$177.00 SF</u></p>

BX (IN BOLD), SOLD IN FULL BOXES
 TEAL, SPECIAL ORDER ITEMS
 PURPLE, IN-HOUSE FABRICATION



LOT PHOTO APPROVAL



COMMODITY PRICING



INSTALLATION GUIDELINES





CUSTOM CUTTING

2. MOSAICS - STONE BORDER

TAILORED TO



IMAGE	CODE	DESCRIPTION	LIST	U/M
	<p>CUTMSUTTONBDR</p>	<p>SUTTON PLACE TAILORED TO 4-1/2" x 12-3/4" BORDER</p> <p>lead time: 14 days</p> <p>COLOR A: 1.5CM MOSAIC EDGE (1SF NEEDED), COLOR B: 3CM MOSAIC CENTER (1 SF NEEDED) YIELDS 4 BORDERS; 2 COLOR</p>	<p>1.0600 LF per PC</p>	<p><u>Group 1 \$ 44.00 SF</u></p> <p><u>Group 2 \$ 49.00 SF</u></p> <p><u>Group 3 \$ 52.00 SF</u></p> <p><u>Group 4 \$ 73.00 SF</u></p> <p><u>Group 5 \$ 103.00 SF</u></p>
	<p>CUTMSUTTONCRN</p>	<p>SUTTON PLACE TAILORED TO 12-3/4" x 12-3/4" BORDER</p> <p>lead time: 14 days</p> <p>COLOR A: 1.5CM MOSAIC EDGE (1SF NEEDED), COLOR B: 3CM MOSAIC (1 SF NEEDED) & COLOR C: 4" X 4" CENTER (1 SF NEEDED) YIELDS 1 CORNER 3 COLOR</p>	<p>1.0600 LF per PC</p>	<p><u>Group 1 \$ 114.00 SF</u></p> <p><u>Group 2 \$ 127.00 SF</u></p> <p><u>Group 3 \$ 137.00 SF</u></p> <p><u>Group 4 \$ 194.00 SF</u></p> <p><u>Group 5 \$ 224.00 SF</u></p>

BX (IN BOLD), SOLD IN FULL BOXES
 TEAL, SPECIAL ORDER ITEMS
 PURPLE, IN-HOUSE FABRICATION

 LOT PHOTO APPROVAL
 INSTALLATION GUIDELINES

 COMMODITY PRICING
 CUSTOM CUTTING

MOSAICS PORCELAIN



TAILORED TO GROUP PRICING

All items in the Mosaics Section are priced by group. Below is the breakdown of Group A through Group D.

Group A

Agora Beige	Loom - Zigzag
Agora Dark Grey	Mojave 24"x24"
Agora Grey	Newport Light Grey
Brushstroke *** CUTMSJ8 only ***	Newport White
Carrara Select *** CUTMSJ8 only ***	Raw *** CUTMSJ8 only ***
Calacatta Modena Matte	Solid
Calacatta Modena Textured	Tivoli Beige
Ironworks Copper	Tivoli Silver
Ironworks Steel	Trevi Polished/Matte
Loom - Honespun	White Dolomiti

Group B

Balkan Beige	Foussana Beige	Timeworn Light Grey
Belgium Blue	Foussana Grey	Timeworn White
Canyon Dark	Matrix	Utah Grey
Canyon Light	Smoke	Utah Sand
Cubo Velluto Calacatta Gold Textured	Timeworn Dark Grey	Utah White
Calacatta Modena Polished		

Group C

Kauri 24" x 48"
Mojave 24" x 48"

Group D

Molten

3. MOSAICS - PORCELAIN

TAILORED TO



IMAGE	CODE	DESCRIPTION	LIST	U/M
	CUTFUSION12	<p>TAILORED TO FUSIONI MOSAIC INTERLOCKING SHEET</p> <p>ROW INFO: 6 ROWS OF 1 (6 PIECES PER SHEET)</p> <p>SHEET COVERAGE AREA: 9-7/8" x 11-5/8" (0.8000 SF/PC)</p> <p>lead time: 14 days</p> <p>*NOT AVAILABLE IN CREMA MARFIL</p> <p>TECH SPECS: 20% OVERAGE BASED ON 12" X 12" TILE</p> <p>TECH SPECS: NOT AVAILABLE IN CREMA MARFIL</p>	0.8000 SF per PC	<p><u>Group A \$ 31.00 SF</u></p> <p><u>Group B \$ 35.00 SF</u></p> <p><u>Group C \$ 40.00 SF</u></p> <p><u>Group D \$ 175.20 SF</u></p>
	CUTMRB5	<p>TAILORED TO 2" X 2" RUNNING BOND 5.0CM MOSAIC INTERLOCKING SHEET</p> <p>5CM</p> <p>ROW INFO: 6 ROWS OF 6 (36 PIECES PER SHEET)</p> <p>SHEET COVERAGE AREA: 11-3/8" x 11-3/8" (0.9000 SF/PC)</p> <p>lead time: 14 days</p> <p>TECH SPECS: 15% OVERAGE BASED ON 12" X 12" TILE</p>	0.9000 SF per PC	<p><u>Group A \$ 26.00 SF</u></p> <p><u>Group B \$ 35.00 SF</u></p> <p><u>Group C \$ 39.00 SF</u></p> <p><u>Group D \$ 140.50 SF</u></p>
	CUTMRB510	<p>TAILORED TO 2" X 4" RUNNING BOND 5.0CM X 10.0CM MOSAIC INTERLOCKING SHEET</p> <p>ROW INFO: 6 ROWS OF 3 (18 PIECES PER SHEET)</p> <p>SHEET COVERAGE AREA: 11-3/8" x 11-3/8" (0.9000 SF/PC)</p> <p>lead time: 14 days</p> <p>TECH SPECS: 17% OVERAGE BASED ON 12" X 12" TILE</p>	0.9000 SF per PC	<p><u>Group A \$ 29.00 SF</u></p> <p><u>Group B \$ 33.00 SF</u></p> <p><u>Group C \$ 36.00 SF</u></p> <p><u>Group D \$ 139.00 SF</u></p>
	CUTMSJ5	<p>TAILORED TO 2" X 2" STRAIGHT JOINT 5.0CM MOSAIC 5CM</p> <p>ROW INFO: 6 ROWS OF 6 (36 PIECES PER SHEET)</p> <p>SHEET COVERAGE AREA: 11-3/8" x 11-3/8" (0.9000 SF/PC)</p> <p>lead time: 14 days</p> <p>TECH SPECS: 15% OVERAGE BASED ON 12" X 12" TILE</p>	0.9000 SF per PC	<p><u>Group A \$ 26.00 SF</u></p> <p><u>Group B \$ 35.00 SF</u></p> <p><u>Group C \$ 39.00 SF</u></p> <p><u>Group D \$ 140.50 SF</u></p>
	CUTMSJ510	<p>TAILORED TO 2" X 4" STRAIGHT JOINT 5.0CM X 10.0CM MOSAIC 5CM X 10 CM</p> <p>ROW INFO: 6 ROWS OF 3 (18 PIECES PER SHEET)</p> <p>SHEET COVERAGE AREA: 11-3/8" x 11-3/8" (0.9000 SF/PC)</p> <p>lead time: 14 days</p> <p>TECH SPECS: 17% OVERAGE BASED ON 12" X 12" TILE</p>	0.9000 SF per PC	<p><u>Group A \$ 29.00 SF</u></p> <p><u>Group B \$ 33.00 SF</u></p> <p><u>Group C \$ 36.00 SF</u></p> <p><u>Group D \$ 139.00 SF</u></p>

BX (IN BOLD), SOLD IN FULL BOXES
TEAL, SPECIAL ORDER ITEMS
PURPLE, IN-HOUSE FABRICATION

LOT PHOTO APPROVAL
 INSTALLATION GUIDELINES

COMMODITY PRICING
 CUSTOM CUTTING

3. MOSAICS - PORCELAIN

TAILORED TO



IMAGE	CODE	DESCRIPTION	LIST	U/M
	<p>CUTMSJ8</p>	<p>TAILORED TO 2.75" X 2.75" STRAIGHT JOINT 8.0CM MOSAIC 8 CM</p> <p>ROW INFO: 4 ROWS OF 4 (16 PIECES PER SHEET)</p> <p>SHEET COVERAGE AREA: 11-5/16" X 11-5/16" (0.8900 SF/PC)</p> <p>lead time: 14 days</p> <p>TECH SPECS: 15% OVERAGE BASED ON 12" X 12" TILE</p>	<p>0.8900 SF per PC</p>	<p><u>Group A \$ 26.00 SF</u></p> <p><u>Group B \$ 35.00 SF</u></p> <p><u>Group C \$ 39.00 SF</u></p> <p><u>Group D \$140.50 SF</u></p>

BX (IN BOLD), SOLD IN FULL BOXES
TEAL, SPECIAL ORDER ITEMS
PURPLE, IN-HOUSE FABRICATION



LOT PHOTO APPROVAL



COMMODITY PRICING



INSTALLATION GUIDELINES



CUSTOM CUTTING

TECHNICAL INFO

TAILORED TO



PRICING AND LEAD TIME

Standard discounts apply to all tailored to prices which are shown at list.

Tailored to mosaics, field tile, bull nosing, and finishing have a 2 week lead time (10 business days). If you wish to have your order rushed, there is an additional fee of \$350 to have your order ready in 1 week (5 business days). If you require your tailored to order completed in less than 5 days, please contact us and we will try to accommodate you.

Tailored to water jet orders have a 3-4 week lead time. We do not offer a rush service on this, but if you contact us we will try to accommodate you as best we can.

Published group pricing includes labor and material with enough overage to properly manufacture your order quantity. When blending materials, use the group pricing from the highest grouped material in the blend unless otherwise noted in the item description. If all material is from the same group, there is no additional charge for blending. Please specify on your order if your blend is random or if a specific placement is required.

On items like basket weaves and water jet patterns with smaller details, there is often a note for a small upcharge when using a higher group for that detail.

ADDITIONAL INFORMATION

Sizes are nominal; actual sizes are provided for your reference.

Bullnose is available for stone only, at this time we do not bullnose porcelain.

Please indicate on your purchase order if multiple field sizes are intended for use in a modular pattern.

Custom mosaic carpets required piece may not exceed 4'x 8' in dimensions. For sizes larger than this, please contact customer service. We do many carpets with irregular shapes and cutouts.

Custom Cut purchase orders may not be cancelled.

Custom Cut orders must ship within 2 weeks of completion.

Custom cut orders may not be returned all sales are final. It is highly advised to get lot photos and samples prior to sending an order.

Feel free to contact us for custom cuts not listed and we will try to accommodate you the best we can.

IMPORTANT NOTICE

Please note cut to size field stone does not modulate with stock field

To create a modular pattern, all material must be cut to size. Please note modular requirements on purchase order.

Stocked mosaics and custom mosaics do not modulate with each other; for example, a 1.5cm stock mosaic does not modulate with a Tailored To 1.5cm.

If you have any questions we did not answer here, we are happy to help you over the phone, please call us at 201-864-7000



All items are priced by group. Below is the breakdown of Group 1 through Group 5. When blending stones of different groups, the price will be calculated based on the use of the highest priced stone unless otherwise noted within the product description. For any combinations not listed, please call for pricing. Stock finish options are noted below. Finished may be changed on most natural stones for mosaic production. Add \$5.00/sf (suggested list) to the published group pricing when ordering finishing.

Group 1

Ash Brushed	Crema Marfl Polished * ²
Bianco Antico Polished	Grey Foussana Honed ²
Bianco Carrara Honed/Polished * ¹	Marmara Polished*
Bianco Dolomiti Select Polished ²	Ming Green Polished*
Bianco Dolomiti Standard A2 Polished	Pacific White Honed/Polished* ¹
China Black Polished*	Spring White Polished
Cloud Brushed 1	Thassos A3 Polished - expect some veins/spots* ²

Group 2

Aspen Blue 24"x24"	Hliia Raked	Silver Wave Polished
Bardiglio Nuvolato Polished 18" x 18"	Jerusalem Pearl Raked/Scrafitto	Thassos A2 Polished - minimal veins/spots* ²
Bardiglio Imperiale Honed	Ocean Beige Honed	Thassos A3 Honed 12"x24" -expect some veins/spots*
Bianco Dolomiti Select Polished	Ocean Brown Polished	White Sand Polished ³
Carbon Grey	Opera Glass Aria Aqua 3/8"(GL) ²	
Cinder Grey Honed	Opera Glass Wolfgang White 3/8"(GL,ST) ²	
Cinder Grey Punti/Raked/Scrafitto	Smoke Honed/Waxed ¹	
Grigio Toscana	Silver Travertine	

Group 3

Azul Cielo Polished	Dark Arabescato Orobico	Statuary Polished/Honed*
Bianco Carrara Roman A. straight edge 18"x18"	Ferrara Honed	Thassos Raked
Bianco Dolomiti Extra Polished	Galaxy Grey 18"x 18"	Thassos A1 Polished - whitest selection (selected from A2/A3)* ²
Bianco Dolomiti Select Honed	Gibraltar Antiqued/Brushed	Wallace Creek Brushed
Bianco Onyx Polished	Grafite Waxed	
Calacatta Gold Honed/Polished* ¹	Moda Stone Honed	
Calacatta Lincoln Honed	Ocean Blue Honed	
Crema Luna Honed 18"x18"	Odessa Black Roman A. straight edge 18" x 18"	
Danby Imperiale Honed	Scrafitto Black	

Group 4

Covelano Oro Polished	Palisandro Bluette polished 12"x24"
Calacatta Bluette	Textura Bianco Carrara 9" x 18" (Not Fusioni)
Calacatta Gioia Polished 18"x18"	Textura Grey Foussana 9" x 18" (Not Fusioni)
Calacatta Gold Honed/Polished 24" x 24"	Textura Smoke 9" x 18" (Not Fusioni)
Palisandro Bluette Polished 18" x 18"	Vanilla Onyx Polished

Group 5

Charleston 3/8" Antique Glass	White Rivershell Glossy
La Leaf Glass	
Watter Glass ³	

MATERIAL INFORMATION

* Commodity pricing
¹ Does not include 24" x 24" or 18" x 36" sizes
² 12" x 12" size only
³ Thickness differs from 3/8" standard
 GL = Glossy
 ST = Satin


JAZZ CLUB FIELD TILE



TAILORED TO

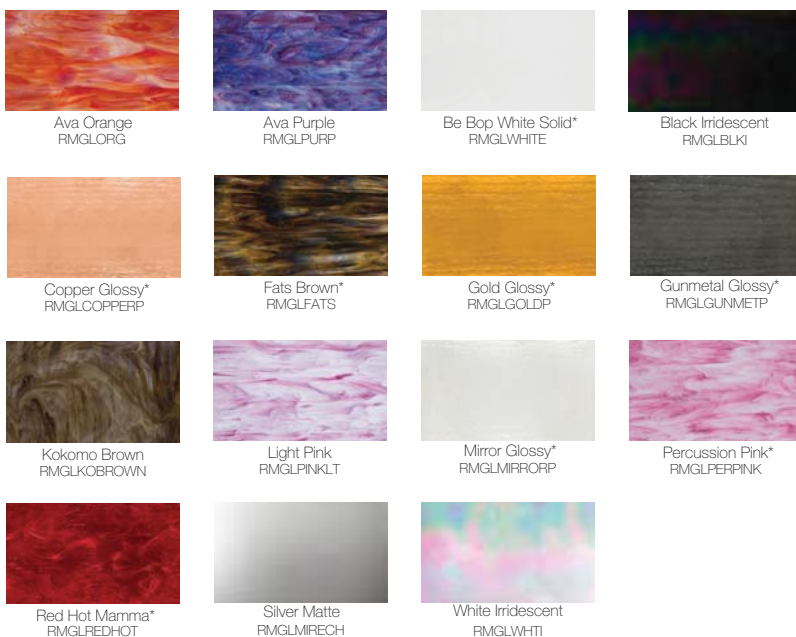
Jazz Club field tile and mosaics are handmade and can vary slightly in size, exhibit uneven edges, and occasionally chipped edges. Please consider these handmade factors when determining grout joint.

Group 1



Size (Nominal)	Packaging	Group 1	Group 2	UM
2 X 8	0.11 <i>SF per PC</i>	\$38	\$44	SF
3 X 6	0.12 <i>SF per PC</i>	\$38	\$44	SF
3 X 9	0.18 <i>SF per PC</i>	\$40	\$46	SF
3 X 12	0.25 <i>SF per PC</i>	\$36	\$42	SF
4 X 12	0.33 <i>SF per PC</i>	\$36	\$42	SF
4 X 16	0.44 <i>SF per PC</i>	\$36	\$42	SF
6 X 6	0.25 <i>SF per PC</i>	\$36	\$42	SF
6 X 12	0.50 <i>SF per PC</i>	\$36	\$42	SF

Group 2



*These colors are available on special order basis for any jazz glass mosaic pattern or field cut with a 6-8 week lead time. Special order from Mexico

4. WATERJET - PATTERNS

TAILORED TO



IMAGE	CODE	DESCRIPTION	STONE/GLASS/ SHELL	JAZZ CLUB
	CUTMWJHEX12	12" HEX TAILORED TO 9" x 10 3/8" WJ MOSAIC INTERLOCKING SHEET min. qty: 1 PC lead time: 28 days Custom cutting is not cancellable or returnable. All sales final. Payment in full for all cut material is due 30 days from date of completion, not date of shipment/invoicing. TECH SPECS: DOES NOT COME MESHED. N/A IN JAZZ GLASS TECH SPEC: MATERIAL MUST BE 12"X12" OR LARGER	Group 1 \$70.00 SF Group 2 \$85.00 SF Group 3 \$105.00 SF Group 4 \$140.00 SF Group 5 \$250.00 SF	
	YALLISONTHPWJ	ALLISON® THASSOS POLISHED TAILORED TO WATERJET INTERLOCKING SHEET SHEET COVERAGE AREA: 10-1/4" x 13-11/16" (0.9700 SF/PC) min. qty: 1 PC lead time: 28 days thassos polished, wolfgang white satin, rivershell polished	\$ 266.00 SF	
	CUTMWJALLI	ALLISON® TAILORED TO 10-1/4" x 13-11/16" WJ MOSAIC INTERLOCKING SHEET min. qty: 1 PC lead time: 28 days Custom cutting is not cancellable or returnable. All sales final. Payment in full for all cut material is due 30 days from date of completion, not date of shipment/invoicing. TECH SPECS: ADD \$25 SF FOR GROUP 4 DETAIL (ARABESQUE ONLY) TECH SPECS: ADD \$50 SF FOR GROUP 5 DETAIL (ARABESQUE ONLY)	Group 1 \$190.00 SF Group 2 \$200.00 SF Group 3 \$222.00 SF Group 4 \$266.00 SF Group 5 \$320.00 SF	Group 1 \$110.00 SF Group 2 \$140.00 SF Jazz Club Group 2 Detail with Group 1 Background \$120.00 SF
	CUTMWJARP12	ARPELL 12" TAILORED TO 12-5/8" x 12-5/8" WJ MOSAIC NOT MESHED - LOOSE PIECES min. qty: 1 PC lead time: 28 days Custom cutting is not cancellable or returnable. All sales final. Payment in full for all cut material is due 30 days from date of completion, not date of shipment/invoicing. NOT SUITABLE FOR CARPET CUTTING.	Group 1 \$70.00 SF Group 2 \$90.00 SF Group 3 \$110.00 SF Group 4 \$150.00 SF Group 5 \$265.00 SF	Group 1 \$65.00 SF Group 2 \$100.00 SF
	CUTMWJARP6	ARPELL 6" TAILORED TO 13-7/16" x 13-7/16" WJ MOSAIC INTERLOCKING SHEET min. qty: 1 PC lead time: 28 days Custom cutting is not cancellable or returnable. All sales final. Payment in full for all cut material is due 30 days from date of completion, not date of shipment/invoicing.	Group 1 \$75.00 SF Group 2 \$90.00 SF Group 3 \$110.00 SF Group 4 \$145.00 SF Group 5 \$245.00 SF	Group 1 \$70.00 SF Group 2 \$100.00 SF

BX (IN BOLD), SOLD IN FULL BOXES
TEAL, SPECIAL ORDER ITEMS
PURPLE, IN-HOUSE FABRICATION

LOT PHOTO APPROVAL
 INSTALLATION GUIDELINES

COMMODITY PRICING
 CUSTOM CUTTING

4. WATERJET - PATTERNS

TAILORED TO



IMAGE	CODE	DESCRIPTION	STONE/GLASS/ SHELL	JAZZ CLUB
	CUTMWJARPEL	ARPELL TAILORED TO 10-15/16" x 10-15/16" WJ MOSAIC INTERLOCKING SHEET min. qty: 1 PC lead time: 28 days Custom cutting is not cancellable or returnable. All sales final. Payment in full for all cut material is due 30 days from date of completion, not date of shipment/invoicing. TECH SPECS: It will not interlock with stocked material	Group 1 \$208.00 SF Group 2 \$227.00 SF Group 3 \$250.00 SF Group 4 \$292.00 SF Group 5 \$435.00 SF	Group 1 \$202.00 SF Group 2 \$240.00 SF
	GLWJAVA1	AVA BRIGHT GLOSS TAILORED TO WATERJET INTERLOCKING SHEET SHEET COVERAGE AREA: 8-1/8" x 10-1/8" x 1/8" (0.5700 SF/PC) min. qty: 1 PC lead time: 28 days coltrane cream gloss, bourbon st caramel gloss, light pink gloss, ava purple gloss, ava orange gloss TECH SPECS: NOT SUITABLE FOR FLOOR APPLICATIONS.		\$ 140.00 S/F
	GLWJAVA2	AVA GREY GLOSS TAILORED TO WATERJET INTERLOCKING SHEET SHEET COVERAGE AREA: 8-1/8" x 10-1/8" x 1/8" (0.5700 SF/PC) min. qty: 1 PC lead time: 28 days be bop white gloss, denim blue gloss, charcoal gloss, mingus grey gloss TECH SPECS: NOT SUITABLE FOR FLOOR APPLICATIONS.		\$ 128.00 S/F
	CUTMWJAVA	AVA TAILORED TO 8-1/8" x 10-1/8" WJ MOSAIC INTERLOCKING SHEET min. qty: 1 PC lead time: 28 days Custom cutting is not cancellable or returnable. All sales final. Payment in full for all cut material is due 30 days from date of completion, not date of shipment/invoicing. TECH SPECS: ADD \$30 SF FOR GROUP 5 DETAIL (FLOWERS ONLY) TECH SPECS: ADD \$60 SF FOR GROUP 5 DETAIL (FLOWERS ONLY)	Group 1 \$140.00 SF Group 2 \$165.00 SF Group 3 \$190.00 SF Group 4 \$240.00 SF Group 5 \$440.00 SF	Group 1 \$128.00 SF Group 2 \$190.00 SF Jazz Club Group 2 Detail with Group 1 Background \$140.00 SF
	CUTMWJBAND	BANDEAU TAILORED TO 11-1/2" x 12-3/4" WJ MOSAIC min. qty: 1 PC lead time: 28 days Custom cutting is not cancellable or returnable. All sales final. Payment in full for all cut material is due 30 days from date of completion, not date of shipment/invoicing.	Group 1 \$190.00 SF Group 2 \$205.00 SF Group 3 \$225.00 SF Group 4 \$260.00 SF Group 5 \$370.00 SF	Group 1 \$150.00 SF Group 2 \$185.00 SF

BX (IN BOLD), SOLD IN FULL BOXES
TEAL, SPECIAL ORDER ITEMS
PURPLE, IN-HOUSE FABRICATION

LOT PHOTO APPROVAL
 INSTALLATION GUIDELINES

COMMODITY PRICING
 CUSTOM CUTTING

4. WATERJET - PATTERNS

TAILORED TO



IMAGE	CODE	DESCRIPTION	STONE/GLASS/ SHELL	JAZZ CLUB M
	CUTMWJBELLE	<p>BELLEZZA® TAILORED TO 10-3/16" x 8-11/16" WJ MOSAIC INTERLOCKING SHEET min. qty: 1 PC lead time: 28 days</p> <p>Custom cutting is not cancellable or returnable. All sales final. Payment in full for all cut material is due 30 days from date of completion, not date of shipment/invoicing.</p> <p>TECH SPECS: 1/32" GROUT SPACING ONLY</p>	<p><u>Group 1 \$275.00 SF</u></p> <p><u>Group 2 \$300.00 SF</u></p> <p><u>Group 3 \$325.00 SF</u></p> <p><u>Group 4 \$375.00 SF</u></p> <p><u>Group 5 \$525.00 SF</u></p>	<p><u>Group 1 \$265.00 SF</u></p> <p><u>Group 2 \$315.00 SF</u></p>
	CUTMWJLGSEV	<p>BLOCK SEVILLE TAILORED TO 12-15/16" x 12-15/16" WJ MOSAIC INTERLOCKING SHEET min. qty: 1 PC lead time: 28 days</p> <p>Custom cutting is not cancellable or returnable. All sales final. Payment in full for all cut material is due 30 days from date of completion, not date of shipment/invoicing.</p> <p>TECH SPECS: ADD \$60 SF FOR GROUP 4 DETAIL (SQUARES ONLY) TECH SPECS: ADD \$90 SF FOR GROUP 5 DETAIL (SQUARES ONLY)</p>	<p><u>Group 1 \$85.00 SF</u></p> <p><u>Group 2 \$103.00 SF</u></p> <p><u>Group 3 \$126.00 SF</u></p> <p><u>Group 4 \$163.00 SF</u></p> <p><u>Group 5 \$260.00 SF</u></p>	<p><u>Group 1 \$79.00 SF</u></p> <p><u>Group 2 \$115.00 SF</u></p>
	CUTMWJBLMSQ	<p>BLOOMSBURY SQUARE TAILORED TO 15-3/8" x 10-1/8" WJ MOSAIC INTERLOCKING SHEET min. qty: 1 PC lead time: 28 days</p> <p>Custom cutting is not cancellable or returnable. All sales final. Payment in full for all cut material is due 30 days from date of completion, not date of shipment/invoicing.</p> <p>TECH SPECS: ADD \$30/SF FOR GROUP 4 DETAIL (DETAIL LINE ONLY) TECH SPECS: ADD \$60/SF FOR GROUP 5 DETAIL (DETAIL LINE ONLY)</p>	<p><u>Group 1 \$125.00 SF</u></p> <p><u>Group 2 \$140.00 SF</u></p> <p><u>Group 3 \$155.00 SF</u></p> <p><u>Group 4 \$185.00 SF</u></p> <p><u>Group 5 \$280.00 SF</u></p>	
	CUTMWJBULB	<p>BULB TAILORED TO 9" x 7-3/8" WJ MOSAIC min. qty: 1 PC lead time: 28 days</p> <p>TECH SPECS: CUSTOM CUTTING IS NOT CANCELLABLE OR RETURNABLE. ALL SALES FINAL. PAYMENT IN FULL FOR ALL CUT MATERIAL IS DUE 30 DAYS FROM DATE OF COMPLETION, NOT DATE OF SHIPMENT/INVOICING.</p>	<p><u>Group 1 \$105.00 SF</u></p> <p><u>Group 2 \$130.00 SF</u></p> <p><u>Group 3 \$155.00 SF</u></p> <p><u>Group 4 \$205.00 SF</u></p> <p><u>Group 5 \$350.00 SF</u></p>	<p><u>Group 1 \$100.00 SF</u></p> <p><u>Group 2 \$150.00 SF</u></p>
	CUTMWJBURANO	<p>BURANO TAILORED TO 9" x 7-13/16" WJ MOSAIC INTERLOCKING SHEET min. qty: 1 PC lead time: 28 days</p> <p>Custom cutting is not cancellable or returnable. All sales final. Payment in full for all cut material is due 30 days from date of completion, not date of shipment/invoicing.</p> <p>TECH SPECS: ADD \$35/SF FOR GROUP 4 DETAIL (DOTS & CENTER OVALS ONLY) TECH SPECS: ADD \$70/SF FOR GROUP 5 DETAIL (DOTS & CENTER OVALS ONLY)</p>	<p><u>Group 1 \$205.00 SF</u></p> <p><u>Group 2 \$230.00 SF</u></p> <p><u>Group 3 \$255.00 SF</u></p> <p><u>Group 4 \$305.00 SF</u></p> <p><u>Group 5 \$445.00 SF</u></p>	<p><u>Group 1 \$175.00 SF</u></p> <p><u>Group 2 \$215.00 SF</u></p>

BX (IN BOLD), SOLD IN FULL BOXES
TEAL, SPECIAL ORDER ITEMS
PURPLE, IN-HOUSE FABRICATION




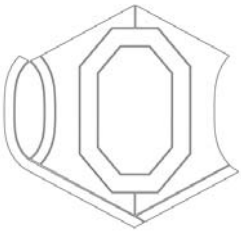
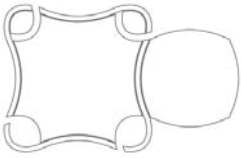
LOT PHOTO APPROVAL
 INSTALLATION GUIDELINES

COMMODITY PRICING
 CUSTOM CUTTING

4. WATERJET - PATTERNS

TAILORED TO



IMAGE	CODE	DESCRIPTION	STONE/GLASS/ SHELL	JAZZ CLUB
	CUTMWJCANE	<p>CANE TAILORED TO 7 3/4" x 7 3/4" WJ MOSAIC INTERLOCKING SHEET min. qty: 1 PC lead time: 28 days</p> <p>Custom cutting is not cancellable or returnable. All sales final. Payment in full for all cut material is due 30 days from date of completion, not date of shipment/invoicing.</p>	<p>Group 1 \$100.00 SF</p> <p>Group 2 \$115.00 SF</p> <p>Group 3 \$135.00 SF</p> <p>Group 4 \$170.00SF</p> <p>Group 5 \$280.00 SF</p>	<p>Group 1 \$90.00 SF</p> <p>Group 2 \$125.00 SF</p>
	SCAPCBWJ	<p>CAPRI CHINA BLACK HONED TAILORED TO WATERJET INTERLOCKING SHEET SHEET COVERAGE AREA: 9-5/16" x 11-15/16" x 3/8" (0.7700 SF/PC) min. qty: 1 PC lead time: 28 days</p> <p>china black honed, bianco carrara honed, grey foussana honed</p> <p>TECH SPECS: INSTALL WITH MAPEI GRANIRAPID ONLY</p>	\$ 175.00 SF	
	SCAPSMWJ	<p>CAPRI SMOKE HONED TAILORED TO WATERJET INTERLOCKING SHEET SHEET COVERAGE AREA: 9-5/16" x 11-15/16" x 3/8" (0.7700 SF/PC) min. qty: 1 PC lead time: 28 days</p> <p>smoke honed, calacatta gold honed, bianco antico honed</p> <p>TECH SPECS: INSTALL WITH MAPEI GRANIRAPID ONLY</p>	\$ 190.00 SF	
	CUTMWJCAPRI	<p>CAPRI TAILORED TO 9-5/16" x 11-15/16" WJ MOSAIC INTERLOCKING SHEET min. qty: 1 PC lead time: 28 days</p> <p>Custom cutting is not cancellable or returnable. All sales final. Payment in full for all cut material is due 30 days from date of completion, not date of shipment/invoicing.</p> <p>TECH SPECS: ADD \$50 SF FOR GROUP 4 DETAIL (OUTLINES ONLY) TECH SPECS: ADD \$80 SF FOR GROUP 5 DETAIL (OUTLINES ONLY)</p>	<p>Group 1 \$160.00 SF</p> <p>Group 2 \$175.00 SF</p> <p>Group 3 \$190.00 SF</p> <p>Group 4 \$245.00 SF</p> <p>Group 5 \$420.00 SF</p>	<p>Group 1 \$115.00 SF</p> <p>Group 2 \$145.00 SF</p> <p>Jazz Club Group 2 Detail with Group 1 Background \$125.00 SF</p>
	CUTMWJCHNCIRC	<p>CHAINS/CIRCLES TAILORED TO 7-5/16" x 14-11/16" WJ MOSAIC INTERLOCKING SHEET min. qty: 1 PC lead time: 28 days</p> <p>Custom cutting is not cancellable or returnable. All sales final. Payment in full for all cut material is due 30 days from date of completion, not date of shipment/invoicing.</p> <p>TECH SPECS: ADD \$20 SF FOR GROUP 4 DETAIL (CORNER DOTS ONLY) TECH SPECS: ADD \$40 SF FOR GROUP 5 DETAIL (CORNER DOTS ONLY)</p>	<p>Group 1 \$124.00 SF</p> <p>Group 2 \$148.00 SF</p> <p>Group 3 \$168.00 SF</p> <p>Group 4 \$232.00 SF</p> <p>Group 5 \$370.00 SF</p>	<p>Group 1 \$93.00 SF</p> <p>Group 2 \$133.00 SF</p> <p>Jazz Club Group 2 Detail with Group 1 Background \$101.00 SF</p>

BX (IN BOLD), SOLD IN FULL BOXES
TEAL, SPECIAL ORDER ITEMS
PURPLE, IN-HOUSE FABRICATION

 LOT PHOTO APPROVAL
 INSTALLATION GUIDELINES

 COMMODITY PRICING
 CUSTOM CUTTING

4. WATERJET - PATTERNS

TAILORED TO



IMAGE	CODE	DESCRIPTION	STONE/GLASS/ SHELL	JAZZ CLUB
	CUTMWJCHNSQ	<p>CHAINS/SQUARES TAILORED TO 5-9/16" x 11-1/8" WJ MOSAIC INTERLOCKING SHEET min. qty: 1 PC lead time: 28 days</p> <p>Custom cutting is not cancellable or returnable. All sales final. Payment in full for all cut material is due 30 days from date of completion, not date of shipment/invoicing.</p> <p>TECH SPECS: ADD \$30 SF FOR GROUP 4 DETAIL (DOTS ONLY) TECH SPECS: ADD \$60 SF FOR GROUP 5 DETAIL (DOTS ONLY)</p>	<p>Group 1 <u>\$118.00 SF</u></p> <p>Group 2 <u>\$137.00 SF</u></p> <p>Group 3 <u>\$153.00 SF</u></p> <p>Group 4 <u>\$205.00 SF</u></p> <p>Group 5 <u>\$350.00 SF</u></p>	<p>Group 1 <u>\$94.00 SF</u></p> <p>Group 2 <u>\$125.00 SF</u></p> <p>Jazz Club Group 2 Detail with Group 1 Background \$101.00 SF</p>
	CUTMWJCHEWEAV	<p>CHEVRON BASKETWEAVE TAILORED TO 8-1/2" x 13-5/8" WJ MOSAIC INTERLOCKING SHEET min. qty: 1 PC lead time: 28 days</p> <p>Custom cutting is not cancellable or returnable. All sales final. Payment in full for all cut material is due 30 days from date of completion, not date of shipment/invoicing.</p>	<p>Group 1 <u>\$120.00 SF</u></p> <p>Group 2 <u>\$145.00 SF</u></p> <p>Group 3 <u>\$173.00 SF</u></p> <p>Group 4 <u>\$225.00 SF</u></p> <p>Group 5 <u>\$385.00 SF</u></p>	<p>Group 1 <u>\$110.00 SF</u></p> <p>Group 2 <u>\$160.00 SF</u></p> <p>Jazz Club Group 2 Detail with Group 1 Background \$120.00 SF</p>
	CUTMWJCBOOK	<p>CHI TOWN BOOKMATCH TAILORED TO 11-1/2" x 23" WJ MOSAIC INTERLOCKING SHEET min. qty: 1 PC lead time: 28 days</p> <p>Custom cutting is not cancellable or returnable. All sales final. Payment in full for all cut material is due 30 days from date of completion, not date of shipment/invoicing.</p> <p>TECH SPECS: 1/16" GROUT SPACING ONLY</p>	<p>Group 1 <u>\$164.00 SF</u></p> <p>Group 2 <u>\$190.00 SF</u></p> <p>Group 3 <u>\$220.00 SF</u></p> <p>Group 4 <u>\$278.00 SF</u></p> <p>Group 5 <u>\$444.00 SF</u></p>	
	CUTMWJCDIAG	<p>CHI TOWN DIAGONAL TAILORED TO 12" x 12" WJ MOSAIC INTERLOCKING SHEET min. qty: 1 PC lead time: 28 days</p> <p>Custom cutting is not cancellable or returnable. All sales final. Payment in full for all cut material is due 30 days from date of completion, not date of shipment/invoicing.</p> <p>TECH SPECS: 1/16" GROUT SPACING ONLY, CONTAINS BRASS</p>	<p>Group 1 <u>\$152.00 SF</u></p> <p>Group 2 <u>\$172.00 SF</u></p> <p>Group 3 <u>\$192.00 SF</u></p> <p>Group 4 <u>\$232.00 SF</u></p> <p>Group 5 <u>\$350.00 SF</u></p>	
	CUTMWJCDIAM	<p>CHI TOWN DIAMOND TAILORED TO 7-5/16" x 11-3/8" WJ MOSAIC INTERLOCKING SHEET min. qty: 1 PC lead time: 28 days</p> <p>Custom cutting is not cancellable or returnable. All sales final. Payment in full for all cut material is due 30 days from date of completion, not date of shipment/invoicing.</p> <p>TECH SPECS: 1/16" GROUT SPACING ONLY</p>	<p>Group 1 <u>\$76.00 SF</u></p> <p>Group 2 <u>\$90.00 SF</u></p> <p>Group 3 <u>\$105.00 SF</u></p> <p>Group 4 <u>\$132.00 SF</u></p> <p>Group 5 <u>\$210.00 SF</u></p>	<p>Group 1 <u>\$76.00 SF</u></p> <p>Group 2 <u>\$102.00 SF</u></p>

BX (IN BOLD), SOLD IN FULL BOXES
TEAL, SPECIAL ORDER ITEMS
PURPLE, IN-HOUSE FABRICATION



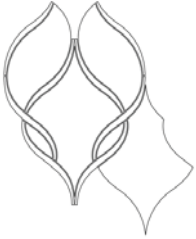


LOT PHOTO APPROVAL
 INSTALLATION GUIDELINES

COMMODITY PRICING
 CUSTOM CUTTING

4. WATERJET - PATTERNS

TAILORED TO



IMAGE	CODE	DESCRIPTION	STONE/GLASS/ SHELL	JAZZ CLUB
	CUTMWJCRYSAN	<p>CHRYSANTHEMUM TAILORED TO 11-11/16" x 11-11/16" WJ MOSAIC INTERLOCKING SHEET min. qty: 1 PC lead time: 28 days</p> <p>Custom cutting is not cancellable or returnable. All sales final. Payment in full for all cut material is due 30 days from date of completion, not date of shipment/invoicing.</p> <p>TECH SPECS: 1/32" GROUT SPACING ONLY</p>	<p><u>Group 1 \$265.00 SF</u></p> <p><u>Group 2 \$290.00 SF</u></p> <p><u>Group 3 \$315.00 SF</u></p> <p><u>Group 4 \$360.00 SF</u></p> <p><u>Group 5 \$490.00 SF</u></p>	<p><u>Group 1 \$260.00 SF</u></p> <p><u>Group 2 \$300.00 SF</u></p>
	CUTMWJCINT	<p>CINTURA TAILORED TO 5-1/4" x 12-5/16" WJ MOSAIC INTERLOCKING SHEET min. qty: 1 lead time: 28 days</p> <p>Custom cutting is not cancellable or returnable. All sales final. Payment in full for all cut material is due 30 days from date of completion, not date of shipment/invoicing.</p>	<p><u>Group 1 \$145.00 SF</u></p> <p><u>Group 2 \$165.00 SF</u></p> <p><u>Group 3 \$185.00 SF</u></p> <p><u>Group 4 \$225.00 SF</u></p> <p><u>Group 5 \$345.00 SF</u></p>	<p><u>Group 1 \$125.00 SF</u></p> <p><u>Group 2 \$160.00 SF</u></p>
	CUTMWJCLAR	<p>CLARIDGES TAILORED TO 11" x 9-5/16" WJ MOSAIC INTERLOCKING SHEET min. qty: 1 PC lead time: 28 days</p> <p>Custom cutting is not cancellable or returnable. All sales final. Payment in full for all cut material is due 30 days from date of completion, not date of shipment/invoicing.</p> <p>TECH SPECS: ADD \$35 SF FOR GROUP 4 DETAIL (LINES ONLY) TECH SPECS: ADD \$70 SF FOR GROUP 5 DETAIL (LINES ONLY)</p>	<p><u>Group 1 \$190.00 SF</u></p> <p><u>Group 2 \$200.00 SF</u></p> <p><u>Group 3 \$222.00 SF</u></p> <p><u>Group 4 \$260.00 SF</u></p> <p><u>Group 5 \$305.00 SF</u></p>	<p><u>Group 1 \$145.00 SF</u></p> <p><u>Group 2 \$175.00 SF</u></p> <p>Jazz Club Group 2 Detail with Group 1 Background \$165.00 SF</p>
	CUTMWJCLOVER	<p>CLOVER TAILORED TO 11" x 11" WJ MOSAIC INTERLOCKING SHEET min. qty: 1 PC lead time: 28 days</p> <p>Custom cutting is not cancellable or returnable. All sales final. Payment in full for all cut material is due 30 days from date of completion, not date of shipment/invoicing.</p>	<p><u>Group 1 \$135.00 SF</u></p> <p><u>Group 2 \$155.00 SF</u></p> <p><u>Group 3 \$175.00 SF</u></p> <p><u>Group 4 \$215.00 SF</u></p> <p><u>Group 5 \$335.00 SF</u></p>	<p><u>Group 1 \$125.00 SF</u></p> <p><u>Group 2 \$160.00 SF</u></p>
	CUTMWJDAMASK	<p>DAMASK TAILORED TO 14-3/4" x 8-1/4" WJ MOSAIC INTERLOCKING SHEET min. qty: 1 PC lead time: 28 days</p> <p>Custom cutting is not cancellable or returnable. All sales final. Payment in full for all cut material is due 30 days from date of completion, not date of shipment/invoicing.</p>	<p><u>Group 1 \$205.00 SF</u></p> <p><u>Group 2 \$229.00 SF</u></p> <p><u>Group 3 \$250.00 SF</u></p> <p><u>Group 4 \$299.00 SF</u></p> <p><u>Group 5 \$415.00 SF</u></p>	<p><u>Group 1 \$175.00 SF</u></p> <p><u>Group 2 \$215.00 SF</u></p> <p>Jazz Club Group 2 Detail with Group 1 Background \$195.00 SF</p>

BX (IN BOLD), SOLD IN FULL BOXES
TEAL, SPECIAL ORDER ITEMS
PURPLE, IN-HOUSE FABRICATION



LOT PHOTO APPROVAL



INSTALLATION GUIDELINES



COMMODITY PRICING



CUSTOM CUTTING

4. WATERJET - PATTERNS

TAILORED TO



IMAGE	CODE	DESCRIPTION	STONE/GLASS/ SHELL	JAZZ CLUB
	CUTMWJDANSE	<p>DANSE© TAILORED TO 13-3/4" x 13-3/4" WJ MOSAIC INTERLOCKING SHEET min. qty: 1 PC lead time: 28 days</p> <p>Custom cutting is not cancellable or returnable. All sales final. Payment in full for all cut material is due 30 days from date of completion, not date of shipment/invoicing.</p> <p>TECH SPECS: 1/32" GROUT SPACING ONLY</p>	<p><u>Group 1 \$260.00 SF</u></p> <p><u>Group 2 \$290.00 SF</u></p> <p><u>Group 3 \$330.00 SF</u></p> <p><u>Group 4 \$400.00 SF</u></p> <p><u>Group 5 \$600.00 SF</u></p>	<p><u>Group 1 \$245.00 SF</u></p> <p><u>Group 2 \$310.00 SF</u></p>
	CUTMWJDECOLG	<p>DECO LARGE TAILORED TO 7-5/8" x 15-1/4" WJ MOSAIC INTERLOCKING SHEET min. qty: 1 PC lead time: 28 days</p> <p>Custom cutting is not cancellable or returnable. All sales final. Payment in full for all cut material is due 30 days from date of completion, not date of shipment/invoicing.</p>	<p><u>Group 1 \$102.00 SF</u></p> <p><u>Group 2 \$133.00 SF</u></p> <p><u>Group 3 \$168.00 SF</u></p> <p><u>Group 4 \$233.00 SF</u></p> <p><u>Group 5 \$325.00 SF</u></p>	<p><u>Group 1 \$92.00 SF</u></p> <p><u>Group 2 \$153.00 SF</u></p>
	CUTMWJDECOSM	<p>DECO SMALL TAILORED TO 8" x 15-15/16" WJ MOSAIC INTERLOCKING SHEET min. qty: 1 PC lead time: 28 days</p> <p>Custom cutting is not cancellable or returnable. All sales final. Payment in full for all cut material is due 30 days from date of completion, not date of shipment/invoicing.</p>	<p><u>Group 1 \$113.00 SF</u></p> <p><u>Group 2 \$138.00 SF</u></p> <p><u>Group 3 \$167.00 SF</u></p> <p><u>Group 4 \$220.00 SF</u></p> <p><u>Group 5 \$365.00 SF</u></p>	<p><u>Group 1 \$104.00 SF</u></p> <p><u>Group 2 \$154.00 SF</u></p> <p>Jazz Club Group 2 Detail with Group 1 Background \$125.00 SF</p>
	CUTMWJDUOMO	<p>DUOMO TAILORED TO 11" x 11-3/4" WJ MOSAIC INTERLOCKING SHEET min. qty: 1 PC lead time: 28 days</p> <p>Custom cutting is not cancellable or returnable. All sales final. Payment in full for all cut material is due 30 days from date of completion, not date of shipment/invoicing.</p> <p>TECH SPECS: ADD \$35 SF FOR GROUP 4 DETAIL (1/3 TRIANGLE ONLY)</p> <p>TECH SPECS: ADD \$70 SF FOR GROUP 5 DETAIL (1/3 TRIANGLE ONLY)</p>	<p><u>Group 1 \$150.00 SF</u></p> <p><u>Group 2 \$165.00 SF</u></p> <p><u>Group 3 \$170.00 SF</u></p> <p><u>Group 4 \$220.00 SF</u></p> <p><u>Group 5 \$355.00 SF</u></p>	<p><u>Group 1 \$145.00 SF</u></p> <p><u>Group 2 \$165.00 SF</u></p>
	CUTMWJELEMENT	<p>ELEMENT TAILORED TO 9-1/2" x 8-1/4" WJ MOSAIC INTERLOCKING SHEET min. qty: 1 PC lead time: 28 days</p> <p>Custom cutting is not cancellable or returnable. All sales final. Payment in full for all cut material is due 30 days from date of completion, not date of shipment/invoicing.</p>	<p><u>Group 1 \$180.00 SF</u></p> <p><u>Group 2 \$205.00 SF</u></p> <p><u>Group 3 \$240.00 SF</u></p> <p><u>Group 4 \$300.00 SF</u></p> <p><u>Group 5 \$480.00 SF</u></p>	<p><u>Group 1 \$150.00 SF</u></p> <p><u>Group 2 \$200.00 SF</u></p>

BX (IN BOLD), SOLD IN FULL BOXES
TEAL, SPECIAL ORDER ITEMS
PURPLE, IN-HOUSE FABRICATION

LOT PHOTO APPROVAL
 INSTALLATION GUIDELINES

COMMODITY PRICING
 CUSTOM CUTTING

4. WATERJET - PATTERNS

TAILORED TO



IMAGE	CODE	DESCRIPTION	STONE/GLASS/ SHELL	JAZZ CLUB
	CUTMWJLGL	ELLE GRANDE TAILORED TO 11-9/16" x 13" WJ MOSAIC INTERLOCKING SHEET ROW INFO: 2 UNITS PER SHEET min. qty: 1 PC lead time: 28 days Custom cutting is not cancellable or returnable. All sales final. Payment in full for all cut material is due 30 days from date of completion, not date of shipment/invoicing. TECH SPECS: ADD \$20 SF FOR GROUP 4 DETAIL (CENTER ONLY) TECH SPECS: ADD \$40 SF FOR GROUP 5 DETAIL (CENTER ONLY)	Group 1 <u>\$90.00 SF</u> Group 2 <u>\$115.00 SF</u> Group 3 <u>\$140.00 SF</u> Group 4 <u>\$190.00 SF</u> Group 5 <u>\$340.00 SF</u>	Group 1 <u>\$80.00 SF</u> Group 2 <u>\$125.00 SF</u> Jazz Club Group 2 Detail with Group 1 Background \$92.00 SF
	CUTMWJSML	ELLE PETIT TAILORED TO 9-3/4" x 11-3/8" WJ MOSAIC INTERLOCKING SHEET ROW INFO: 8 UNITS PER SHEET min. qty: 1 PC lead time: 28 days Custom cutting is not cancellable or returnable. All sales final. Payment in full for all cut material is due 30 days from date of completion, not date of shipment/invoicing. TECH SPECS: ADD \$10 SF FOR GROUP 4 DETAIL (CENTER ONLY) TECH SPECS: ADD \$20 SF FOR GROUP 5 DETAIL (CENTER ONLY)	Group 1 <u>\$95.00 SF</u> Group 2 <u>\$110.00 SF</u> Group 3 <u>\$130.00 SF</u> Group 4 <u>\$165.00 SF</u> Group 5 <u>\$275.00 SF</u>	Group 1 <u>\$90.00 SF</u> Group 2 <u>\$120.00 SF</u> Jazz Club Group 2 Detail with Group 1 Background \$100.00 SF
	CUTMWJELGAR	ELYSIUM GARDEN TAILORED TO 13-1/4" x 24-13/16" WJ MOSAIC INTERLOCKING SHEET min. qty: 1 PC lead time: 28 days Custom cutting is not cancellable or returnable. All sales final. Payment in full for all cut material is due 30 days from date of completion, not date of shipment/invoicing. TECH SPECS: 1/32" GROUT SPACING ONLY TECH SPECS: ADD \$40 SF FOR GROUP 4 DETAIL (LEAVES ONLY) TECH SPECS: ADD \$70 SF FOR GROUP 5 DETAIL (LEAVES ONLY)	Group 1 <u>\$270.00 SF</u> Group 2 <u>\$290.00 SF</u> Group 3 <u>\$315.00 SF</u> Group 4 <u>\$360.00 SF</u> Group 5 <u>\$495.00 SF</u>	Group 1 <u>\$260.00 SF</u> Group 2 <u>\$305.00 SF</u>
	CUTMWJESEWAV	ESSE WAVE TAILORED TO 9-5/8" x 12-7/8" WJ MOSAIC INTERLOCKING SHEET ROW INFO: 42 S-SHAPE PIECES PER SHEET min. qty: 1 PC lead time: 28 days Custom cutting is not cancellable or returnable. All sales final. Payment in full for all cut material is due 30 days from date of completion, not date of shipment/invoicing.	Group 1 <u>\$119.00 SF</u> Group 2 <u>\$137.00 SF</u> Group 3 <u>\$151.00 SF</u> Group 4 <u>\$198.00 SF</u> Group 5 <u>\$335.00 SF</u>	Group 1 <u>\$97.00 SF</u> Group 2 <u>\$126.00 SF</u>
	YETOGRWJ	ETOILE GREY TAILORED TO WATERJET INTERLOCKING SHEET SHEET COVERAGE AREA: 11-3/16" x 12-3/16" x 3/8" (0.9500 SF/PC) min. qty: 1 PC lead time: 28 days grey foussana textura 33%, pavarotti pearl gloss 33%, smoke honed 34%	\$ 267.00 SF	

BX (IN BOLD), SOLD IN FULL BOXES
TEAL, SPECIAL ORDER ITEMS
PURPLE, IN-HOUSE FABRICATION

LOT PHOTO APPROVAL
 INSTALLATION GUIDELINES

COMMODITY PRICING
 CUSTOM CUTTING

4. WATERJET - PATTERNS

TAILORED TO



IMAGE	CODE	DESCRIPTION	STONE/GLASS/ SHELL	JAZZ CLUB
	YETOWHWJ	<p>ETOILE WHITE TAILORED TO WATERJET INTERLOCKING SHEET ROW INFO: 10 ROWS OF 6 PIECES SHEET COVERAGE AREA: 11-3/16" x 12-3/16" x 3/8" (0.9500 SF/PC) min. qty: 1 PC lead time: 28 days</p> <p>calacatta gold polished 33%, wolfgang white glass gloss 33%, wolfgang white glass satin 34%</p>	\$ 210.00 SF	
	CUTMWJETOILE	<p>ETOILE TAILORED TO 11-3/16" x 12-3/16" WJ MOSAIC INTERLOCKING SHEET min. qty: 1 PC lead time: 28 days</p> <p>Custom cutting is not cancellable or returnable. All sales final. Payment in full for all cut material is due 30 days from date of completion, not date of shipment/invoicing.</p>	<p>Group 1 <u>\$195.00 SF</u></p> <p>Group 2 <u>\$210.00 SF</u></p> <p>Group 3 <u>\$230.00 SF</u></p> <p>Group 4 <u>\$267.00 SF</u></p> <p>Group 5 <u>\$387.00 SF</u></p>	<p>Group 1 <u>\$188.00 SF</u></p> <p>Group 2 <u>\$222.00 SF</u></p>
	CUTMWJFLEA	<p>FALLING LEAVES TAILORED TO 13-1/16" x 10-5/8" WJ MOSAIC min. qty: 1 PC lead time: 28 days</p> <p>TECH SPECS: CUSTOM CUTTING IS NOT CANCELLABLE OR RETURNABLE. ALL SALES FINAL. PAYMENT IN FULL FOR ALL CUT MATERIAL IS DUE 30 DAYS FROM DATE OF COMPLETION, NOT DATE OF SHIPMENT/INVOICING.</p>	<p>Group 1 <u>\$140.00 SF</u></p> <p>Group 2 <u>\$160.00 SF</u></p> <p>Group 3 <u>\$185.00 SF</u></p> <p>Group 4 <u>\$230.00 SF</u></p> <p>Group 5 <u>\$350.00 SF</u></p>	<p>Group 1 <u>\$140.00 SF</u></p> <p>Group 2 <u>\$180.00 SF</u></p>
	CUTMWJFALLRIB	<p>FALLING RIBBON TAILORED TO 12" x 10" WJ MOSAIC INTERLOCKING SHEET min. qty: 1 PC lead time: 28 days</p> <p>Custom cutting is not cancellable or returnable. All sales final. Payment in full for all cut material is due 30 days from date of completion, not date of shipment/invoicing.</p> <p>TECH SPECS: ADD \$30 SF FOR GROUP 4 DETAIL (DIAMONDS ONLY) TECH SPECS: ADD \$60 SF FOR GROUP 5 DETAIL (DIAMONDS ONLY)</p>	<p>Group 1 <u>\$160.00 SF</u></p> <p>Group 2 <u>\$170.00 SF</u></p> <p>Group 3 <u>\$180.00 SF</u></p> <p>Group 4 <u>\$200.00 SF</u></p> <p>Group 5 <u>\$430.00 SF</u></p>	<p>Group 1 <u>\$95.00 SF</u></p> <p>Group 2 <u>\$119.00 SF</u></p>
	CUTMWJFIORI	<p>FIORI TAILORED TO 18" x 14-15/16" WJ MOSAIC INTERLOCKING SHEET min. qty: 1 PC lead time: 28 days</p> <p>Custom cutting is not cancellable or returnable. All sales final. Payment in full for all cut material is due 30 days from date of completion, not date of shipment/invoicing.</p> <p>TECH SPECS: 1/32" GROUT SPACING ONLY</p>	<p>Group 1 <u>\$435.00 SF</u></p> <p>Group 2 <u>\$465.00 SF</u></p> <p>Group 3 <u>\$500.00 SF</u></p> <p>Group 4 <u>\$560.00 SF</u></p> <p>Group 5 <u>\$740.00 SF</u></p>	<p>Group 1 <u>\$425.00 SF</u></p> <p>Group 2 <u>\$485.00 SF</u></p>

BX (IN BOLD), SOLD IN FULL BOXES
TEAL, SPECIAL ORDER ITEMS
PURPLE, IN-HOUSE FABRICATION


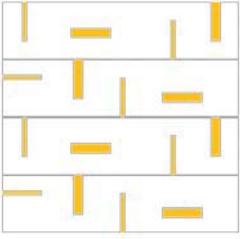
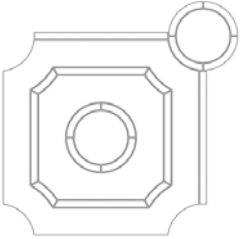


LOT PHOTO APPROVAL
 INSTALLATION GUIDELINES

COMMODITY PRICING
 CUSTOM CUTTING

4. WATERJET - PATTERNS

TAILORED TO



IMAGE	CODE	DESCRIPTION	STONE/GLASS/ SHELL	JAZZ CLUB
	CUTMWJFLARE	<p>FLARE TAILORED TO 8-15/16" x 7-11/16" WJ MOSAIC INTERLOCKING SHEET min. qty: 1 PC lead time: 28 days</p> <p>Custom cutting is not cancellable or returnable. All sales final. Payment in full for all cut material is due 30 days from date of completion, not date of shipment/invoicing.</p> <p>TECH SPECS: ADD \$60 SF FOR GROUP 4 DETAIL TECH SPECS: ADD \$90 SF FOR GROUP 5 DETAIL</p>	<p><u>Group 1 \$175.00 SF</u></p> <p><u>Group 2 \$195.00 SF</u></p> <p><u>Group 3 \$220.00 SF</u></p> <p><u>Group 4 \$265.00 SF</u></p> <p><u>Group 5 \$390.00 SF</u></p>	<p><u>Group 1 \$150.00 SF</u></p> <p><u>Group 2 \$185.00 SF</u></p>
	CUTMWJFOXTROT	<p>FOXTROT TAILORED TO 11-9/16" x 11-5/16" WJ MOSAIC SOLD IN A SET OF 4 LOOSE PIECES min. qty: 1 PC - lead time: 28 days 1 UNIT CONSISTS OF 2 LOOSE "A" PIECES AND 2 LOOSE "B" PIECES. - MOQ OF 4 PCS = 1 UNIT (0.91 SF) TECH SPECS: THIS PATTERN CAN HAVE BRASS OR STAINLESS METAL INSERT DETAIL. REFER TO DSP FOR RECOMMENDED INSTALLATION LAYOUT CUSTOM CUTTING IS NOT CANCELLABLE OR RETURNABLE. ALL SALES FINAL. PAYMENT IN FULL FOR ALL CUT MATERIAL IS DUE 30 DAYS FROM DATE OF COMPLETION, NOT DATE OF SHIPMENT/INVOICING.</p>	<p><u>Group 1 \$120.00 SF</u></p> <p><u>Group 2 \$130.00 SF</u></p> <p><u>Group 3 \$145.00 SF</u></p> <p><u>Group 4 \$170.00 SF</u></p> <p><u>Group 5 \$250.00 SF</u></p>	<p><u>Group 1 \$105.00 SF</u></p> <p><u>Group 2 \$130.00 SF</u></p>
	CUTMWJGAZE	<p>GAZEBO TAILORED TO 12" x 12" WJ MOSAIC INTERLOCKING SHEET min. qty: 1 PC lead time: 28 days</p> <p>Custom cutting is not cancellable or returnable. All sales final. Payment in full for all cut material is due 30 days from date of completion, not date of shipment/invoicing.</p> <p>TECH SPECS: ADD \$35/SF FOR GROUP 4 DETAIL (LINES ONLY) TECH SPECS: ADD \$70/SFFOR GROUP 5 DETAIL (LINES ONLY)</p>	<p><u>Group 1 \$140.00 SF</u></p> <p><u>Group 2 \$160.00 SF</u></p> <p><u>Group 3 \$180.00 SF</u></p> <p><u>Group 4 \$215.00 SF</u></p> <p><u>Group 5 \$320.00 SF</u></p>	
	CUTMWJGENIE	<p>GENIE TAILORED TO 7 13/16" x 7 9/16" WJ MOSAIC INTERLOCKING SHEET min. qty: 1 PC lead time: 28 days</p> <p>Custom cutting is not cancellable or returnable. All sales final. Payment in full for all cut material is due 30 days from date of completion, not date of shipment/invoicing.</p> <p>TECH SPECS: N/A IN OPERA GLASS</p>	<p><u>Group 1 \$180.00 SF</u></p> <p><u>Group 2 \$210.00 SF</u></p> <p><u>Group 3 \$240.00 SF</u></p> <p><u>Group 4 \$300.00 SF</u></p> <p><u>Group 5 \$475.00 SF</u></p>	<p><u>Group 1 \$185.00 SF</u></p> <p><u>Group 2 \$240.00 SF</u></p>
	CUTMWJGIRAF	<p>GIRAFFE© TAILORED TO 12" x 12" WJ MOSAIC INTERLOCKING SHEET min. qty: 1 PC lead time: 35 days</p> <p>Custom cutting is not cancellable or returnable. All sales final. Payment in full for all cut material is due 30 days from date of completion, not date of shipment/invoicing.</p>	<p><u>Group 1 \$190.00 SF</u></p> <p><u>Group 2 \$220.00 SF</u></p> <p><u>Group 3 \$255.00 SF</u></p> <p><u>Group 4 \$315.00 SF</u></p> <p><u>Group 5 \$495.00 SF</u></p>	<p><u>Group 1 \$180.00 SF</u></p> <p><u>Group 2 \$240.00 SF</u></p>

BX (IN BOLD), SOLD IN FULL BOXES
TEAL, SPECIAL ORDER ITEMS
PURPLE, IN-HOUSE FABRICATION






 LOT PHOTO APPROVAL
 INSTALLATION GUIDELINES

 COMMODITY PRICING
 CUSTOM CUTTING

4. WATERJET - PATTERNS

TAILORED TO



IMAGE	CODE	DESCRIPTION	STONE/GLASS/ SHELL	JAZZ CLUB
	CUTMWJGRAN	<p>GRANADA© TAILORED TO 19-7/16" x 19-7/16" WJ MOSAIC INTERLOCKING SHEET min. qty: 1 PC lead time: 28 days</p> <p>Custom cutting is not cancellable or returnable. All sales final. Payment in full for all cut material is due 30 days from date of completion, not date of shipment/invoicing.</p> <p>TECH SPECS: 1/32" GROUT SPACING ONLY ADD \$60 SF FOR GROUP 4 DETAIL (POS 3/4 ONLY) ADD \$90 SF FOR GROUP 5 DETAIL (POS 3/4 ONLY)</p>	<p><u>Group 1 \$210.00 SF</u></p> <p><u>Group 2 \$240.00 SF</u></p> <p><u>Group 3 \$265.00 SF</u></p> <p><u>Group 4 \$325.00 SF</u></p> <p><u>Group 5 \$490.00 SF</u></p>	<p><u>Group 1 \$200.00 SF</u></p> <p><u>Group 2 \$250.00 SF</u></p>
	CUTMWJHELIO	<p>HELIOS TAILORED TO 13-1/16" x 6-1/2" WJ MOSAIC INTERLOCKING SHEET min. qty: 1 PC lead time: 28 days</p> <p>Custom cutting is not cancellable or returnable. All sales final. Payment in full for all cut material is due 30 days from date of completion, not date of shipment/invoicing.</p> <p>TECH SPECS: ADD \$30 SF FOR GROUP 4 DETAIL (LINES ONLY) TECH SPECS: ADD \$60 SF FOR GROUP 5 DETAIL (LINES ONLY)</p>	<p><u>Group 1 \$150.00 SF</u></p> <p><u>Group 2 \$175.00 SF</u></p> <p><u>Group 3 \$200.00 SF</u></p> <p><u>Group 4 \$260.00 SF</u></p> <p><u>Group 5 \$430.00 SF</u></p>	<p><u>Group 1 \$135.00 SF</u></p> <p><u>Group 2 \$190.00 SF</u></p> <p>Jazz Club Group 2 Detail with Group 1 Background \$140.00 SF</p>
	CUTMWJHORTA	<p>HORTA TAILORED TO 17-3/8" x 18" WJ MOSAIC INTERLOCKING SHEET min. qty: 1 PC lead time: 28 days</p> <p>Custom cutting is not cancellable or returnable. All sales final. Payment in full for all cut material is due 30 days from date of completion, not date of shipment/invoicing.</p> <p>TECH SPECS: 1/32" GROUT SPACING ONLY TECH SPECS: ADD \$40 SF FOR GROUP 4 DETAIL (DOTS ONLY) TECH SPECS: ADD \$70 SF FOR GROUP 5 DETAIL (DOTS ONLY)</p>	<p><u>Group 1 \$280.00 SF</u></p> <p><u>Group 2 \$320.00 SF</u></p> <p><u>Group 3 \$365.00 SF</u></p> <p><u>Group 4 \$445.00 SF</u></p> <p><u>Group 5 \$700.00 SF</u></p>	<p><u>Group 1 \$270.00 SF</u></p> <p><u>Group 2 \$345.00 SF</u></p>
	CUTMWJISABEL	<p>ISABELLA TAILORED TO 13-7/8" x 13-7/8" WJ MOSAIC INTERLOCKING SHEET min. qty: 1 PC lead time: 28 days</p> <p>Custom cutting is not cancellable or returnable. All sales final. Payment in full for all cut material is due 30 days from date of completion, not date of shipment/invoicing.</p> <p>TECH SPECS: ADD \$40 SF FOR GROUP 4 DETAIL (DOTS ONLY) TECH SPECS: ADD \$70 SF FOR GROUP 5 DETAIL (DOTS ONLY)</p>	<p><u>Group 1 \$155.00 SF</u></p> <p><u>Group 2 \$175.00 SF</u></p> <p><u>Group 3 \$195.00 SF</u></p> <p><u>Group 4 \$230.00 SF</u></p> <p><u>Group 5 \$330.00 SF</u></p>	<p><u>Group 1 \$135.00 SF</u></p> <p><u>Group 2 \$160.00 SF</u></p>
	CUTMWJJAIPUR	<p>JAIPUR VINE© TAILORED TO 21-1/8" x 10-7/16" WJ MOSAIC INTERLOCKING SHEET - 2 PIECE UNIT min. qty: 1 SET lead time: 28 days</p> <p>Custom cutting is not cancellable or returnable. All sales final. Payment in full for all cut material is due 30 days from date of completion, not date of shipment/invoicing.</p> <p>TECH SPECS: ADD \$25 SF FOR GROUP 4 DETAIL (VINES & LEAVES ONLY) SOLD AS A + B SET TECH SPECS: ADD \$50 SF FOR GROUP 5 DETAIL (VINES & LEAVES ONLY) SOLD AS A + B SET</p>	<p><u>Group 1 \$155.00 SF</u></p> <p><u>Group 2 \$172.00 SF</u></p> <p><u>Group 3 \$186.00 SF</u></p> <p><u>Group 4 \$232.00 SF</u></p> <p><u>Group 5 \$315.00 SF</u></p>	<p><u>Group 1 \$134.00 SF</u></p> <p><u>Group 2 \$162.00 SF</u></p> <p>Jazz Club Group 2 Detail with Group 1 Background \$139.00 SF</p>

BX (IN BOLD), SOLD IN FULL BOXES
TEAL, SPECIAL ORDER ITEMS
PURPLE, IN-HOUSE FABRICATION


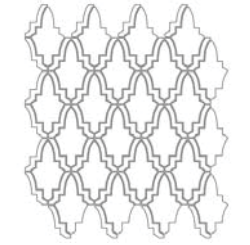
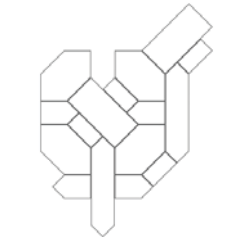
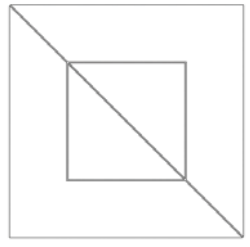

 **LOT PHOTO APPROVAL**
 **INSTALLATION GUIDELINES**

 **COMMODITY PRICING**
 **CUSTOM CUTTING**

4. WATERJET - PATTERNS

TAILORED TO



IMAGE	CODE	DESCRIPTION	STONE/GLASS/ SHELL	JAZZ CLUB
	YJAIPURCGPWJ	<p>JAIPUR VINE CALACATTA GOLD MIXED FINISH TAILORED TO 21-1/8" x 10-7/16" x 3/8" WJ MOSAIC INTERLOCKING SHEET -2 PIECE UNIT</p> <p>min. qty: 1 PC lead time: 28 days</p> <p>calacatta gold polished, charleston mirror antiqued</p>	\$ 197.00 SF	
	CUTMWJJORD	<p>JORDAN TAILORED TO 11-13/16" x 10-15/16" WJ MOSAIC INTERLOCKING SHEET</p> <p>min. qty: 1 PC lead time: 28 days</p> <p>Custom cutting is not cancellable or returnable. All sales final. Payment in full for all cut material is due 30 days from date of completion, not date of shipment/invoicing.</p> <p>TECH SPECS: ADD \$40 SF FOR GROUP 4 DETAIL (LINES ONLY) TECH SPECS: ADD \$70 SF FOR GROUP 5 DETAIL (LINES ONLY)</p>	<p>Group 1 \$198.00 SF</p> <p>Group 2 \$222.00 SF</p> <p>Group 3 \$250.00 SF</p> <p>Group 4 \$300.00 SF</p> <p>Group 5 \$452.00 SF</p>	<p>Group 1 \$190.00 S</p> <p>Group 2 \$238.00 SF</p> <p>Jazz Club Group 2 Detail with Group 1 Background \$200.00 SF</p>
	CUTMWJKINETIC	<p>KINETIC TAILORED TO 12-15/16" x 12-15/16" WJ MOSAIC INTERLOCKING SHEET</p> <p>min. qty: 1 PC lead time: 28 days</p> <p>Custom cutting is not cancellable or returnable. All sales final. Payment in full for all cut material is due 30 days from date of completion, not date of shipment/invoicing.</p>	<p>Group 1 \$125.00 SF</p> <p>Group 2 \$140.00 SF</p> <p>Group 3 \$165.00 SF</p> <p>Group 4 \$190.00 SF</p> <p>Group 5 \$300.00 SF</p>	<p>Group 1 \$120.00 SF</p> <p>Group 2 \$170.00 SF</p>
	CUTFWJKIPS	<p>KIPS BAY TAILORED TO WATERJET INTERLOCKING SHEET</p> <p>SHEET COVERAGE AREA: 12-1/16" x 12-1/16" (1.0000 SF/PC)</p> <p>lead time: 28 days</p>	<p>Group 1 \$87.00 SF</p> <p>Group 2 \$97.00 SF</p> <p>Group 3 \$105.00 SF</p> <p>Group 4 \$132.00 SF</p> <p>Group 5 \$255.00 SF</p>	<p>Group 1 \$109.00 SF</p> <p>Group 2 \$114.00 SF</p>
	YKNOSWHPWJ	<p>KNOSOS THASSOS MIXED FINISH TAILORED TO WATERJET INTERLOCKING SHEET</p> <p>SHEET COVERAGE AREA: 10-11/16" x 13" x 3/8" (0.9700 SF/PC)</p> <p>min. qty: 1 PC lead time: 28 days</p> <p>thassos a1 polished, wolfgang white gloss, rivershell polished</p>	\$ 229.00 SF	

BX (IN BOLD), SOLD IN FULL BOXES
TEAL, SPECIAL ORDER ITEMS
PURPLE, IN-HOUSE FABRICATION

 LOT PHOTO APPROVAL
 INSTALLATION GUIDELINES

 COMMODITY PRICING
 CUSTOM CUTTING

4. WATERJET - PATTERNS

TAILORED TO



IMAGE	CODE	DESCRIPTION	STONE/GLASS/ SHELL	JAZZ CLUB
	CUTMWJKNOSS	<p>KNOSSOS TAILORED TO 10-11/16" x 13" WJ MOSAIC INTERLOCKING SHEET min. qty: 1 PC lead time: 28 days</p> <p>Custom cutting is not cancellable or returnable. All sales final. Payment in full for all cut material is due 30 days from date of completion, not date of shipment/invoicing.</p> <p>TECH SPECS: ADD \$30 SF FOR GROUP 4 DETAIL (DOTS ONLY) TECH SPECS: ADD \$60 SF FOR GROUP 5 DETAIL (DOTS ONLY)</p>	<p><u>Group 1 \$159.00 SF</u></p> <p><u>Group 2 \$181.00 SF</u></p> <p><u>Group 3 \$199.00 SF</u></p> <p><u>Group 4 \$258.00 SF</u></p> <p><u>Group 5 \$410.00 SF</u></p>	<p><u>Group 1 \$131.00 SF</u></p> <p><u>Group 2 \$167.00 SF</u></p> <p>Jazz Club Group 2 Detail with Group 1 Background \$141.00 SF</p>
	CUTMWJMARI	<p>MARIACHI TAILORED TO 13-1/16" x 9-5/8" WJ MOSAIC min. qty: 1 PC lead time: 28 days</p> <p>TECH SPECS: CUSTOM CUTTING IS NOT CANCELLABLE OR RETURNABLE. ALL SALES FINAL. PAYMENT IN FULL FOR ALL CUT MATERIAL IS DUE 30 DAYS FROM DATE OF COMPLETION, NOT DATE OF SHIPMENT/INVOICING.</p>	<p><u>Group 1 \$135.00 SF</u></p> <p><u>Group 2 \$160.00 SF</u></p> <p><u>Group 3 \$190.00 SF</u></p> <p><u>Group 4 \$245.00 SF</u></p> <p><u>Group 5 \$405.00 SF</u></p>	<p><u>Group 1 \$125.00 SF</u></p> <p><u>Group 2 \$170.00 SF</u></p>
	CUTMWJOVAL1X4	<p>MAUI TAILORED TO 11-3/16" x 12-3/16" WJ MOSAIC INTERLOCKING SHEET ROW INFO: 12 ROWS OF 3 (36 PIECES PER SHEET) min. qty: 1 PC lead time: 28 days</p> <p>Custom cutting is not cancellable or returnable. All sales final. Payment in full for all cut material is due 30 days from date of completion, not date of shipment/invoicing.</p>	<p><u>Group 1 \$92.00 SF</u></p> <p><u>Group 2 \$106.00 SF</u></p> <p><u>Group 3 \$118.00 SF</u></p> <p><u>Group 4 \$157.00 SF</u></p> <p><u>Group 5 \$295.00 SF</u></p>	<p><u>Group 1 \$73.00 SF</u></p> <p><u>Group 2 \$97.00 SF</u></p>
	CUTMWJMETRO	<p>METROPOLIS TAILORED TO 8-15/16" x 8-15/16" WJ MOSAIC min. qty: 1 PC lead time: 28 days</p> <p>TECH SPECS: CUSTOM CUTTING IS NOT CANCELLABLE OR RETURNABLE. ALL SALES FINAL. PAYMENT IN FULL FOR ALL CUT MATERIAL IS DUE 30 DAYS FROM DATE OF COMPLETION, NOT DATE OF SHIPMENT/INVOICING.</p>	<p><u>Group 1 \$130.00 SF</u></p> <p><u>Group 2 \$150.00 SF</u></p> <p><u>Group 3 \$170.00 SF</u></p> <p><u>Group 4 \$210.00 SF</u></p> <p><u>Group 5 \$330.00 SF</u></p>	<p><u>Group 1 \$120.00 SF</u></p> <p><u>Group 2 \$160.00 SF</u></p>
	CUTMWJNEPT	<p>NEPTUNE TAILORED TO 9-9/16" x 9-9/16" WJ MOSAIC INTERLOCKING SHEET min. qty: 1 PC lead time: 28 days</p> <p>Custom cutting is not cancellable or returnable. All sales final. Payment in full for all cut material is due 30 days from date of completion, not date of shipment/invoicing.</p> <p>TECH SPECS: ADD \$30 SF FOR GROUP 4 DETAIL (CIRCLES ONLY) TECH SPECS: ADD \$60 SF FOR GROUP 5 DETAIL (CIRCLES ONLY)</p>	<p><u>Group 1 \$190.00 SF</u></p> <p><u>Group 2 \$210.00 SF</u></p> <p><u>Group 3 \$235.00 SF</u></p> <p><u>Group 4 \$275.00 SF</u></p> <p><u>Group 5 \$390.00 SF</u></p>	<p><u>Group 1 \$150.00 SF</u></p> <p><u>Group 2 \$190.00 SF</u></p>

BX (IN BOLD), SOLD IN FULL BOXES
TEAL, SPECIAL ORDER ITEMS
PURPLE, IN-HOUSE FABRICATION

LOT PHOTO APPROVAL
 INSTALLATION GUIDELINES

COMMODITY PRICING
 CUSTOM CUTTING

4. WATERJET - PATTERNS

TAILORED TO



IMAGE	CODE	DESCRIPTION	STONE/GLASS/ SHELL	JAZZ CLUB
	CUTMWJNIMLG	NIMBUS LARGE TAILORED TO 7-9/16" x 15-1/8" WJ MOSAIC min. qty: 1 PC lead time: 28 days TECH SPECS: CUSTOM CUTTING IS NOT CANCELLABLE OR RETURNABLE. ALL SALES FINAL. PAYMENT IN FULL FOR ALL CUT MATERIAL IS DUE 30 DAYS FROM DATE OF COMPLETION, NOT DATE OF SHIPMENT/INVOICING.	Group 1 <u>\$75.00 SF</u> Group 2 <u>\$90.00 SF</u> Group 3 <u>\$110.00 SF</u> Group 4 <u>\$140.00 SF</u> Group 5 <u>\$230.00 SF</u>	Group 1 <u>\$70.00 SF</u> Group 2 <u>\$100.00 SF</u>
	CUTMWJNIMSM	NIMBUS SMALL TAILORED TO 9" x 12" WJ MOSAIC min. qty: 1 PC lead time: 28 days TECH SPECS: CUSTOM CUTTING IS NOT CANCELLABLE OR RETURNABLE. ALL SALES FINAL. PAYMENT IN FULL FOR ALL CUT MATERIAL IS DUE 30 DAYS FROM DATE OF COMPLETION, NOT DATE OF SHIPMENT/INVOICING.	Group 1 <u>\$120.00 SF</u> Group 2 <u>\$135.00 SF</u> Group 3 <u>\$150.00 SF</u> Group 4 <u>\$175.00 SF</u> Group 5 <u>\$260.00 SF</u>	Group 1 <u>\$100.00 SF</u> Group 2 <u>\$125.00 SF</u>
	CUTMWJOCHO	OCHO TAILORED TO 8 1/8" x 16 1/4" WJ MOSAIC INTERLOCKING SHEET min. qty: 1 PC lead time: 28 days Custom cutting is not cancellable or returnable. All sales final. Payment in full for all cut material is due 30 days from date of completion, not date of shipment/invoicing.	Group 1 <u>\$156.00 SF</u> Group 2 <u>\$180.00 SF</u> Group 3 <u>\$208.00 SF</u> Group 4 <u>\$260.00 SF</u> Group 5 <u>\$290.00 SF</u>	Group 1 <u>\$134.00 SF</u> Group 2 <u>\$182.00 SF</u>
	CUTMWJPARASM	PARADISE SMALL TAILORED TO 12-3/16" x 6" WJ MOSAIC INTERLOCKING SHEET min. qty: 1 PC lead time: 28 days Custom cutting is not cancellable or returnable. All sales final. Payment in full for all cut material is due 30 days from date of completion, not date of shipment/invoicing. TECH SPECS: ADD \$30/SF FOR GROUP 4 DETAIL (DOTS ONLY) TECH SPECS: ADD \$60/SFFOR GROUP 5 DETAIL (DOTS ONLY)	Group 1 <u>\$260.00 SF</u> Group 2 <u>\$280.00 SF</u> Group 3 <u>\$310.00 SF</u> Group 4 <u>\$360.00 SF</u> Group 5 <u>\$510.00 SF</u>	Group 1 <u>\$200.00 SF</u> Group 2 <u>\$250.00 SF</u>
	CUTMWJPARA	PARADISE TAILORED TO 6" x 12-3/16" WJ MOSAIC INTERLOCKING SHEET min. qty: 1 PC lead time: 28 days Custom cutting is not cancellable or returnable. All sales final. Payment in full for all cut material is due 30 days from date of completion, not date of shipment/invoicing. TECH SPECS: ADD \$30/SF FOR GROUP 4 DETAIL (DOTS ONLY) ADD \$60/SFFOR GROUP 5 DETAIL (DOTS ONLY)	Group 1 <u>\$165.00 SF</u> Group 2 <u>\$190.00 SF</u> Group 3 <u>\$215.00 SF</u> Group 4 <u>\$265.00 SF</u> Group 5 <u>\$405.00 SF</u>	Group 1 <u>\$125.00 SF</u> Group 2 <u>\$160.00 SF</u>

BX (IN BOLD), SOLD IN FULL BOXES
TEAL, SPECIAL ORDER ITEMS
PURPLE, IN-HOUSE FABRICATION

LOT PHOTO APPROVAL
 INSTALLATION GUIDELINES

COMMODITY PRICING
 CUSTOM CUTTING

4. WATERJET - PATTERNS

TAILORED TO



IMAGE	CODE	DESCRIPTION	STONE/GLASS/ SHELL	JAZZ CLUB
	CUTMWJPARQ	<p>PARQUET TAILORED TO 11-1/4" x 11-1/4" WJ MOSAIC INTERLOCKING SHEET min. qty: 1 PC lead time: 28 days</p> <p>Custom cutting is not cancellable or returnable. All sales final. Payment in full for all cut material is due 30 days from date of completion, not date of shipment/invoicing.</p>	<p>Group 1 <u>\$70.00 SF</u></p> <p>Group 2 <u>\$85.00 SF</u></p> <p>Group 3 <u>\$105.00 SF</u></p> <p>Group 4 <u>\$135.00 SF</u></p> <p>Group 5 <u>\$230.00 SF</u></p>	<p>Group 1 <u>\$70.00 SF</u></p> <p>Group 2 <u>\$95.00 SF</u></p>
	CUTMWJCHWK	<p>PATCHWORK TAILORED TO 12-1/8" x 12-1/8" WJ MOSAIC INTERLOCKING SHEET min. qty: 1 PC lead time: 28 days</p> <p>Custom cutting is not cancellable or returnable. All sales final. Payment in full for all cut material is due 30 days from date of completion, not date of shipment/invoicing.</p> <p>TECH SPECS: 1/32" GROUT SPACING ONLY TECH SPECS: ADD \$30 SF FOR GROUP 4 DETAIL (DOTS ONLY) TECH SPECS: ADD \$60 SF FOR GROUP 5 DETAIL (DOTS ONLY)</p>	<p>Group 1 <u>\$260.00 SF</u></p> <p>Group 2 <u>\$270.00 SF</u></p> <p>Group 3 <u>\$295.00 SF</u></p> <p>Group 4 <u>\$330.00 SF</u></p> <p>Group 5 <u>\$450.00 SF</u></p>	<p>Group 1 <u>\$245.00 SF</u></p> <p>Group 2 <u>\$285.00 SF</u></p>
	CUTMWJPIN	<p>PINCH TAILORED TO 9" x 11" WJ MOSAIC min. qty: 1 PC lead time: 28 days</p> <p>TECH SPECS: CUSTOM CUTTING IS NOT CANCELLABLE OR RETURNABLE. ALL SALES FINAL. PAYMENT IN FULL FOR ALL CUT MATERIAL IS DUE 30 DAYS FROM DATE OF COMPLETION, NOT DATE OF SHIPMENT/INVOICING.</p>	<p>Group 1 <u>\$75.00 SF</u></p> <p>Group 2 <u>\$90.00 SF</u></p> <p>Group 3 <u>\$110.00 SF</u></p> <p>Group 4 <u>\$140.00 SF</u></p> <p>Group 5 <u>\$240.00 SF</u></p>	<p>Group 1 <u>\$75.00 SF</u></p> <p>Group 2 <u>\$105.00 SF</u></p>
	CUTMWJPIXCHEV	<p>PIXEL CHEVRON TAILORED TO 8" x 8" WJ MOSAIC min. qty: 1 PC lead time: 28 days</p> <p>Custom cutting is not cancellable or returnable. All sales final. Payment in full for all cut material is due 30 days from date of completion, not date of shipment/invoicing.</p>	<p>Group 1 <u>\$160.00 SF</u></p> <p>Group 2 <u>\$180.00 SF</u></p> <p>Group 3 <u>\$200.00 SF</u></p> <p>Group 4 <u>\$240.00 SF</u></p> <p>Group 5 <u>\$360.00 SF</u></p>	<p>Group 1 <u>\$125.00 SF</u></p> <p>Group 2 <u>\$160.00 SF</u></p>
	CUTMWJPLUMELG	<p>PLUME LARGE TAILORED TO 7-5/8" x 15-1/4" WJ MOSAIC INTERLOCKING SHEET min. qty: 1 PC lead time: 28 days</p> <p>Custom cutting is not cancellable or returnable. All sales final. Payment in full for all cut material is due 30 days from date of completion, not date of shipment/invoicing.</p>	<p>Group 1 <u>\$102.00 SF</u></p> <p>Group 2 <u>\$133.00 SF</u></p> <p>Group 3 <u>\$168.00 SF</u></p> <p>Group 4 <u>\$233.00 SF</u></p> <p>Group 5 <u>\$425.00 SF</u></p>	<p>Group 1 <u>\$92.00 SF</u></p> <p>Group 2 <u>\$153.00 SF</u></p>

BX (IN BOLD), SOLD IN FULL BOXES
TEAL, SPECIAL ORDER ITEMS
PURPLE, IN-HOUSE FABRICATION

LOT PHOTO APPROVAL
 INSTALLATION GUIDELINES

COMMODITY PRICING
 CUSTOM CUTTING

4. WATERJET - PATTERNS

TAILORED TO



IMAGE	CODE	DESCRIPTION	STONE/GLASS/ SHELL	JAZZ CLUB
	CUTMWJPLUMESM	<p>PLUME SMALL TAILORED TO 12" x 12" WJ MOSAIC INTERLOCKING SHEET min. qty: 1 PC lead time: 28 days</p> <p>Custom cutting is not cancellable or returnable. All sales final. Payment in full for all cut material is due 30 days from date of completion, not date of shipment/invoicing.</p>	<p>Group 1 <u>\$113.00 SF</u></p> <p>Group 2 <u>\$138.00 SF</u></p> <p>Group 3 <u>\$167.00 SF</u></p> <p>Group 4 <u>\$220.00 SF</u></p> <p>Group 5 <u>\$380.00 SF</u></p>	<p>Group 1 <u>\$104.00 SF</u></p> <p>Group 2 <u>\$154.00 SF</u></p> <p>Jazz Club Group 2 Detail with Group 1 Background \$125.00 SF</p>
	CUTMWJQUICK	<p>QUICKSTEP TAILORED TO 18 - 1/2" x 18 - 1/2" WJ MOSAIC min. qty: 1 PC lead time: 28 days</p> <p>TECH SPECS: THIS PATTERN CAN HAVE BRASS OR STAINLESS METAL INSERT DETAIL. CUSTOM CUTTING IS NOT CANCELLABLE OR RETURNABLE. ALL SALES FINAL. PAYMENT IN FULL FOR ALL CUT MATERIAL IS DUE 30 DAYS FROM DATE OF COMPLETION, NOT DATE OF SHIPMENT/INVOICING.</p>	<p>Group 1 <u>\$135.00 SF</u></p> <p>Group 2 <u>\$155.00 SF</u></p> <p>Group 3 <u>\$175.00 SF</u></p> <p>Group 4 <u>\$210.00 SF</u></p> <p>Group 5 <u>\$315.00 SF</u></p>	<p>Group 1 <u>\$130.00 SF</u></p> <p>Group 2 <u>\$165.00 SF</u></p>
	CUTMWJRIALTO	<p>RIALTO TAILORED TO 10" x 7-3/4" WJ MOSAIC INTERLOCKING SHEET min. qty: 1 PC lead time: 28 days</p> <p>Custom cutting is not cancellable or returnable. All sales final. Payment in full for all cut material is due 30 days from date of completion, not date of shipment/invoicing.</p> <p>TECH SPECS: 1/32" GROUT SPACING ONLY ADD \$30 SF FOR GROUP 4 DETAIL (DOTS ONLY) ADD \$60 SF FOR GROUP 5 DETAIL (DOTS ONLY)</p>	<p>Group 1 <u>\$220.00 SF</u></p> <p>Group 2 <u>\$245.00 SF</u></p> <p>Group 3 <u>\$275.00 SF</u></p> <p>Group 4 <u>\$330.00 SF</u></p> <p>Group 5 <u>\$490.00 SF</u></p>	<p>Group 1 <u>\$210.00 SF</u></p> <p>Group 2 <u>\$260.00 SF</u></p>
	CUTMWJRIVI	<p>RIVIERA TAILORED TO 4" x 11 11/16" WJ MOSAIC INTERLOCKING SHEET min. qty: 1 PC lead time: 28 days</p> <p>Custom cutting is not cancellable or returnable. All sales final. Payment in full for all cut material is due 30 days from date of completion, not date of shipment/invoicing.</p> <p>TECH SPECS: ADD \$25/SF FOR GROUP 4 DETAIL (DOTS ONLY) TECH SPECS: ADD \$50/SF FOR GROUP 5 DETAIL (DOTS ONLY)</p>	<p>Group 1 <u>\$170.00 SF</u></p> <p>Group 2 <u>\$195.00 SF</u></p> <p>Group 3 <u>\$220.00 SF</u></p> <p>Group 4 <u>\$270.00 SF</u></p> <p>Group 5 <u>\$410.00 SF</u></p>	<p>Group 1 <u>\$160.00 SF</u></p> <p>Group 2 <u>\$205.00 SF</u></p>
	CUTMWJSEY	<p>SEYCHELLES© TAILORED TO 8-1/2" x 16-11/16" WJ MOSAIC INTERLOCKING SHEET min. qty: 1 PC lead time: 28 days</p> <p>Custom cutting is not cancellable or returnable. All sales final. Payment in full for all cut material is due 30 days from date of completion, not date of shipment/invoicing.</p> <p>TECH SPECS: 1/32" GROUT SPACING ONLY TECH SPECS: ADD \$40 SF FOR GROUP 4 DETAIL (DOTS ONLY) TECH SPECS: ADD \$70 SF FOR GROUP 5 DETAIL (DOTS ONLY)</p>	<p>Group 1 <u>\$235.00 SF</u></p> <p>Group 2 <u>\$260.00 SF</u></p> <p>Group 3 <u>\$285.00 SF</u></p> <p>Group 4 <u>\$335.00 SF</u></p> <p>Group 5 <u>\$475.00 SF</u></p>	<p>Group 1 <u>\$230.00 SF</u></p> <p>Group 2 <u>\$275.00 SF</u></p>

BX (IN BOLD), SOLD IN FULL BOXES
TEAL, SPECIAL ORDER ITEMS
PURPLE, IN-HOUSE FABRICATION

LOT PHOTO APPROVAL
 INSTALLATION GUIDELINES

COMMODITY PRICING
 CUSTOM CUTTING

4. WATERJET - PATTERNS

TAILORED TO



IMAGE	CODE	DESCRIPTION	STONE/GLASS/ SHELL	JAZZ CLUB
	CUTMWJSHI	SHIELDS TAILORED TO 9" x 9" WJ MOSAIC min. qty: 1 PC lead time: 28 days TECH SPECS: CUSTOM CUTTING IS NOT CANCELLABLE OR RETURNABLE. ALL SALES FINAL. PAYMENT IN FULL FOR ALL CUT MATERIAL IS DUE 30 DAYS FROM DATE OF COMPLETION, NOT DATE OF SHIPMENT/INVOICING.	Group 1 \$130.00 SF Group 2 \$150.00 SF Group 3 \$170.00 SF Group 4 \$210.00 SF Group 5 \$330.00 SF	Group 1 \$105.00 SF Group 2 \$140.00 SF
	CUTMWJSNAKE	SNAKE@ TAILORED TO 12" x 12" WJ MOSAIC INTERLOCKING SHEET min. qty: 1 PC lead time: 35 days Custom cutting is not cancellable or returnable. All sales final. Payment in full for all cut material is due 30 days from date of completion, not date of shipment/invoicing.	Group 1 \$215.00 SF Group 2 \$240.00 SF Group 3 \$275.00 SF Group 4 \$335.00 SF Group 5 \$520.00 SF	Group 1 \$205.00 SF Group 2 \$260.00 SF
	CUTMWJSPIN	SPIN TAILORED TO 15" x 10" WJ MOSAIC min. qty: 1 PC lead time: 28 days TECH SPECS: CUSTOM CUTTING IS NOT CANCELLABLE OR RETURNABLE. ALL SALES FINAL. PAYMENT IN FULL FOR ALL CUT MATERIAL IS DUE 30 DAYS FROM DATE OF COMPLETION, NOT DATE OF SHIPMENT/INVOICING.	Group 1 \$160.00 SF Group 2 \$180.00 SF Group 3 \$205.00 SF Group 4 \$250.00 SF Group 5 \$370.00 SF	Group 1 \$150.00 SF Group 2 \$195.00 SF
	CUTMWJTIGER	TIGER TAILORED TO 12-1/2" x 12-1/2" WJ MOSAIC INTERLOCKING SHEET min. qty: 1 PC lead time: 35 days Custom cutting is not cancellable or returnable. All sales final. Payment in full for all cut material is due 30 days from date of completion, not date of shipment/invoicing. TECH SPECS: NOT SUITABLE FOR 1/8" GLASS	Group 1 \$200.00 SF Group 2 \$220.00 SF Group 3 \$245.00 SF Group 4 \$290.00 SF Group 5 \$425.00 SF	
	YSMTOLTHPWJ	TOLEDO SMALL THASSOS MIXED FINISH TAILORED TO WATERJET INTERLOCKING SHEET SHEET COVERAGE AREA: 11-3/4" x 13-1/8" x 3/8" (1.0700 SF/PC) min. qty: 1 PC lead time: 28 days thassos polished, charleston mirror antiqued TECH SPECS: MUST BE INSTALLED WITH MAPEI KERABOND WITH KERALASTIC; DELICATE FRACTURES ARE INHERENT AND ARE NOT DEFECTS	\$ 260.00 SF	

BX (IN BOLD), SOLD IN FULL BOXES
TEAL, SPECIAL ORDER ITEMS
PURPLE, IN-HOUSE FABRICATION

LOT PHOTO APPROVAL
 INSTALLATION GUIDELINES

COMMODITY PRICING
 CUSTOM CUTTING

4. WATERJET - PATTERNS

TAILORED TO



IMAGE	CODE	DESCRIPTION	STONE/GLASS/ SHELL	JAZZ CLUB
	CUTMWJSMTOL	<p>TOLEDO SMALL TAILORED TO 11-3/4" x 13-1/8" WJ MOSAIC INTERLOCKING SHEET min. qty: 1 PC lead time: 28 days</p> <p>Custom cutting is not cancellable or returnable. All sales final. Payment in full for all cut material is due 30 days from date of completion, not date of shipment/invoicing.</p> <p>TECH SPECS: ADD \$35 SF FOR GROUP 4 DETAIL (LINES ONLY)</p> <p>TECH SPECS: ADD \$70 SF FOR GROUP 5 DETAIL (LINES ONLY)</p>	<p>Group 1 \$180.00 SF</p> <p>Group 2 \$200.00 SF</p> <p>Group 3 \$225.00 SF</p> <p>Group 4 \$260.00 SF</p> <p>Group 5 \$440.00 SF</p>	<p>Group 1 \$170.00 SF</p> <p>Group 2 \$200.00 SF</p> <p>Jazz Club Group 2 Detail with Group 1 Background \$180.00 SF</p>
	CUTMWJTOLEDO	<p>TOLEDO TAILORED TO 11-3/4" x 10" WJ MOSAIC INTERLOCKING SHEET min. qty: 1 PC lead time: 28 days</p> <p>Custom cutting is not cancellable or returnable. All sales final. Payment in full for all cut material is due 30 days from date of completion, not date of shipment/invoicing.</p> <p>TECH SPECS: ADD \$40 SF FOR GROUP 4 DETAIL (LINES ONLY)</p> <p>TECH SPECS: ADD \$70 SF FOR GROUP 5 DETAIL (LINES ONLY)</p>	<p>Group 1 \$165.00 SF</p> <p>Group 2 \$180.00 SF</p> <p>Group 3 \$190.00 SF</p> <p>Group 4 \$240.00 SF</p> <p>Group 5 \$410.00 SF</p>	<p>Group 1 \$120.00 SF</p> <p>Group 2 \$140.00 SF</p> <p>Jazz Club Group 2 Detail with Group 1 Background \$130.00 SF</p>
	CUTMWJTREB8	<p>TREBLE 8 TAILORED TO 10-9/16" x 12-1/8" WJ MOSAIC INTERLOCKING SHEET ROW INFO: 3 ROWS OF 4 (12 PIECES PER SHEET) min. qty: 1 PC lead time: 28 days</p> <p>Custom cutting is not cancellable or returnable. All sales final. Payment in full for all cut material is due 30 days from date of completion, not date of shipment/invoicing.</p>	<p>Group 1 \$107.00 SF</p> <p>Group 2 \$126.00 SF</p> <p>Group 3 \$143.00 SF</p> <p>Group 4 \$196.00 SF</p> <p>Group 5 \$388.00 SF</p>	<p>Group 1 \$82.00 SF</p> <p>Group 2 \$114.00 SF</p>
	CUTMWJTREBLE4	<p>TREBLE SMALL TAILORED TO 11-7/8" x 10-3/16" WJ MOSAIC INTERLOCKING SHEET min. qty: 1 PC lead time: 28 days</p> <p>Custom cutting is not cancellable or returnable. All sales final. Payment in full for all cut material is due 30 days from date of completion, not date of shipment/invoicing.</p>	<p>Group 1 \$126.00 SF</p> <p>Group 2 \$142.00 SF</p> <p>Group 3 \$156.00 SF</p> <p>Group 4 \$199.00 SF</p> <p>Group 5 \$416.00 SF</p>	<p>Group 1 \$105.00 SF</p> <p>Group 2 \$132.00 SF</p>
	GLWJTRESSBLUE	<p>TRESSES BLUE GLOSS TAILORED TO WATERJET INTERLOCKING SHEET ROW INFO: 18 PIECES SHEET COVERAGE AREA: 11-7/8" x 9-15/16" (0.8200 SF/PC) min. qty: 1 PC lead time: 28 days</p> <p>detroit blue gloss, denim blue gloss, bb blue gloss</p> <p>TECH SPECS: NOT SUITABLE FOR FLOOR APPLICATIONS.</p>		<p>\$137.00 SF</p>

BX (IN BOLD), SOLD IN FULL BOXES
TEAL, SPECIAL ORDER ITEMS
PURPLE, IN-HOUSE FABRICATION


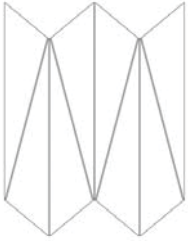
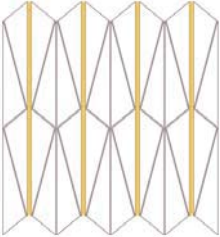
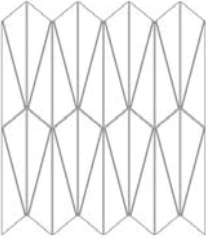

LOT PHOTO APPROVAL
 INSTALLATION GUIDELINES

COMMODITY PRICING
 CUSTOM CUTTING

4. WATERJET - PATTERNS

TAILORED TO



IMAGE	CODE	DESCRIPTION	STONE/GLASS/ SHELL	JAZZ CLUB
	CUTMWJTRESSES	<p>TRESSES TAILORED TO 11-7/8" x 9-15/16" WJ MOSAIC INTERLOCKING SHEET ROW INFO: 18 PIECES min. qty: 1 PC lead time: 28 days</p> <p>Custom cutting is not cancellable or returnable. All sales final. Payment in full for all cut material is due 30 days from date of completion, not date of shipment/invoicing.</p>	<p>Group 1 <u>\$173.00 SF</u></p> <p>Group 2 <u>\$205.00 SF</u></p> <p>Group 3 <u>\$232.00 SF</u></p> <p>Group 4 <u>\$319.00 SF</u></p> <p>Group 5 <u>\$525.00 SF</u></p>	<p>Group 1 <u>\$137.00 SF</u></p> <p>Group 2 <u>\$180.00 SF</u></p>
	CUTMWJLGTRI	<p>TRIANGULUM LARGE TAILORED TO 10 3/16" x 11 7/8" WJ MOSAIC INTERLOCKING SHEET min. qty: 1 PC lead time: 28 days</p> <p>Custom cutting is not cancellable or returnable. All sales final. Payment in full for all cut material is due 30 days from date of completion, not date of shipment/invoicing.</p>	<p>Group 1 <u>\$120.00 SF</u></p> <p>Group 2 <u>\$140.00 SF</u></p> <p>Group 3 <u>\$160.00 SF</u></p> <p>Group 4 <u>\$200.00 SF</u></p> <p>Group 5 <u>\$320.00 SF</u></p>	<p>Group 1 <u>\$105.00 SF</u></p> <p>Group 2 <u>\$145.00 SF</u></p>
	CUTMWJSMTRIB	<p>TRIANGULUM SMALL BRASS TAILORED TO 11-1/2" x 11 1/2" WJ MOSAIC INTERLOCKING SHEET min. qty: 1 PC lead time: 28 days</p> <p>Custom cutting is not cancellable or returnable. All sales final. Payment in full for all cut material is due 30 days from date of completion, not date of shipment/invoicing. Suitable for Jazz Club Only!</p>		<p>Group 1 <u>\$170.00 SF</u></p> <p>Group 2 <u>\$210.00 SF</u></p>
	CUTMWJSMTRI	<p>TRIANGULUM SMALL TAILORED TO 10 7/8" x 11 1/2" WJ MOSAIC INTERLOCKING SHEET min. qty: 1 PC lead time: 28 days</p> <p>Custom cutting is not cancellable or returnable. All sales final. Payment in full for all cut material is due 30 days from date of completion, not date of shipment/invoicing.</p>	<p>Group 1 <u>\$170.00 SF</u></p> <p>Group 2 <u>\$185.00 SF</u></p> <p>Group 3 <u>\$210.00 SF</u></p> <p>Group 4 <u>\$245.00 SF</u></p> <p>Group 5 <u>\$360.00 SF</u></p>	<p>Group 1 <u>\$140.00 SF</u></p> <p>Group 2 <u>\$180.00 SF</u></p>
	CUTMWJTXLGD	<p>TUXEDO PARK LARGE DECO TAILORED TO 5 11/16" x 19 11/16" WJ MOSAIC min. qty: 1 PC lead time: 28 days</p> <p>Custom cutting is not cancellable or returnable. All sales final. Payment in full for all cut material is due 30 days from date of completion, not date of shipment/invoicing. 12"x 24" TILE ONLY NOT AVAILABLE IN JAZZ CLUB</p>	<p>Group 1 <u>\$115.00 SF</u></p> <p>Group 2 <u>\$135.00 SF</u></p> <p>Group 3 <u>\$160.00 SF</u></p> <p>Group 4 <u>\$205.00 SF</u></p> <p>Group 5 <u>\$335.00 SF</u></p>	

BX (IN BOLD), SOLD IN FULL BOXES
TEAL, SPECIAL ORDER ITEMS
PURPLE, IN-HOUSE FABRICATION

 **LOT PHOTO APPROVAL**
 **INSTALLATION GUIDELINES**

 **COMMODITY PRICING**
 **CUSTOM CUTTING**

4. WATERJET - PATTERNS

TAILORED TO



IMAGE	CODE	DESCRIPTION	STONE/GLASS/ SHELL	JAZZ CLUB
	CUTMWJTXLG	TUXEDO PARK LARGE TAILORED TO 5 11/16" x 19 11/16" WJ MOSAIC min. qty: 1 PC lead time: 28 days Custom cutting is not cancellable or returnable. All sales final. Payment in full for all cut material is due 30 days from date of completion, not date of shipment/invoicing. 12"X24" TILE ONLY NOT AVAILABLE IN JAZZ CLUB	Group 1 <u>\$65.00 SF</u> Group 2 <u>\$75.00 SF</u> Group 3 <u>\$95.00 SF</u> Group 4 <u>\$120.00 SF</u> Group 5 <u>\$210.00 SF</u>	
	CUTMWJTXSMD	TUXEDO PARK SMALL DECO TAILORED TO 9-1/2" x 11" WJ MOSAIC min. qty: 1 PC lead time: 28 days Custom cutting is not cancellable or returnable. All sales final. Payment in full for all cut material is due 30 days from date of completion, not date of shipment/invoicing.	Group 1 <u>\$165.00 SF</u> Group 2 <u>\$190.00 SF</u> Group 3 <u>\$215.00 SF</u> Group 4 <u>\$265.00 SF</u> Group 5 <u>\$405.00 SF</u>	Group 1 <u>\$165.00 SF</u> Group 2 <u>\$210.00 SF</u>
	CUTMWJTXSMX	TUXEDO PARK SMALL MIX TAILORED TO 16 1/2" x 19 1/16" WJ MOSAIC min. qty: 1 PC lead time: 28 days Custom cutting is not cancellable or returnable. All sales final. Payment in full for all cut material is due 30 days from date of completion, not date of shipment/invoicing. SOLD AS SET OF FOUR INTERLOCKING UNITS: A/B/C/D	Group 1 <u>\$125.00 SF</u> Group 2 <u>\$145.00 SF</u> Group 3 <u>\$165.00 SF</u> Group 4 <u>\$205.00 SF</u> Group 5 <u>\$325.00 SF</u>	Group 1 <u>\$120.00 SF</u> Group 2 <u>\$160.00 SF</u>
	CUTMWJTXSM	TUXEDO PARK SMALL TAILORED TO 9-1/2" x 11" WJ MOSAIC min. qty: 1 PC lead time: 28 days Custom cutting is not cancellable or returnable. All sales final. Payment in full for all cut material is due 30 days from date of completion, not date of shipment/invoicing.	Group 1 <u>\$75.00 SF</u> Group 2 <u>\$90.00 SF</u> Group 3 <u>\$105.00 SF</u> Group 4 <u>\$140.00 SF</u> Group 5 <u>\$230.00 SF</u>	Group 1 <u>\$72.00 SF</u> Group 2 <u>\$100.00 SF</u>
	CUTMWJTWI	TWIST TAILORED TO 12-3/8" x 12-7/8" WJ MOSAIC min. qty: 1 PC lead time: 28 days TECH SPECS: CUSTOM CUTTING IS NOT CANCELLABLE OR RETURNABLE. ALL SALES FINAL. PAYMENT IN FULL FOR ALL CUT MATERIAL IS DUE 30 DAYS FROM DATE OF COMPLETION, NOT DATE OF SHIPMENT/INVOICING.	Group 1 <u>\$170.00 SF</u> Group 2 <u>\$190.00 SF</u> Group 3 <u>\$215.00 SF</u> Group 4 <u>\$265.00 SF</u> Group 5 <u>\$410.00 SF</u>	Group 1 <u>\$165.00 SF</u> Group 2 <u>\$210.00 SF</u>

BX (IN BOLD), SOLD IN FULL BOXES
TEAL, SPECIAL ORDER ITEMS
PURPLE, IN-HOUSE FABRICATION

LOT PHOTO APPROVAL
 INSTALLATION GUIDELINES

COMMODITY PRICING
 CUSTOM CUTTING

4. WATERJET - PATTERNS

TAILORED TO



IMAGE	CODE	DESCRIPTION	STONE/GLASS/ SHELL	JAZZ CLUB
	CUTMWJVALENCIA	<p>VALENCIA TAILORED TO 12-15/16" x 14-11/16" WJ MOSAIC INTERLOCKING SHEET min. qty: 1 PC lead time: 28 days</p> <p>Custom cutting is not cancellable or returnable. All sales final. Payment in full for all cut material is due 30 days from date of completion, not date of shipment/invoicing.</p> <p>TECH SPECS: 1/32" GROUT SPACING ONLY TECH SPECS: ADD \$40 SF FOR GROUP 4 DETAIL (DOTS ONLY) TECH SPECS: ADD \$70 SF FOR GROUP 5 DETAIL (DOTS ONLY)</p>	<p>Group 1 <u>\$230.00 SF</u></p> <p>Group 2 <u>\$250.00 SF</u></p> <p>Group 3 <u>\$275.00 SF</u></p> <p>Group 4 <u>\$320.00 SF</u></p> <p>Group 5 <u>\$445.00 SF</u></p>	<p>Group 1 <u>\$225.00 SF</u></p> <p>Group 2 <u>\$265.00 SF</u></p>
	CUTMWJVENETO	<p>VENETO TAILORED TO 12" x 12-1/6" WJ MOSAIC INTERLOCKING SHEET min. qty: 1 PC lead time: 28 days</p> <p>Custom cutting is not cancellable or returnable. All sales final. Payment in full for all cut material is due 30 days from date of completion, not date of shipment/invoicing.</p> <p>TECH SPECS: 1/32" GROUT SPACING ONLY</p>	<p>Group 1 <u>\$195.00 SF</u></p> <p>Group 2 <u>\$210.00 SF</u></p> <p>Group 3 <u>\$230.00 SF</u></p> <p>Group 4 <u>\$265.00 SF</u></p> <p>Group 5 <u>\$370.00 SF</u></p>	<p>Group 1 <u>\$190.00 SF</u></p> <p>Group 2 <u>\$225.00 SF</u></p>
	CUTMWJWALDEN	<p>WALDEN TAILORED TO 11 5/16" x 15 15/16" WJ MOSAIC INTERLOCKING SHEET min. qty: 1 PC lead time: 28 days</p> <p>Custom cutting is not cancellable or returnable. All sales final. Payment in full for all cut material is due 30 days from date of completion, not date of shipment/invoicing.</p>	<p>Group 1 <u>\$210.00 SF</u></p> <p>Group 2 <u>\$230.00 SF</u></p> <p>Group 3 <u>\$255.00 SF</u></p> <p>Group 4 <u>\$300.00 SF</u></p> <p>Group 5 <u>\$440.00 SF</u></p>	<p>Group 1 <u>\$195.00 SF</u></p> <p>Group 2 <u>\$240.00 SF</u></p>
	CUTMWJWHIRL	<p>WHIRLWIND® TAILORED TO 12-15/16" x 11-15/16" WJ MOSAIC INTERLOCKING SHEET min. qty: 1 PC lead time: 28 days</p> <p>Custom cutting is not cancellable or returnable. All sales final. Payment in full for all cut material is due 30 days from date of completion, not date of shipment/invoicing.</p>	<p>Group 1 <u>\$100.00 SF</u></p> <p>Group 2 <u>\$120.00 SF</u></p> <p>Group 3 <u>\$140.00 SF</u></p> <p>Group 4 <u>\$185.00 SF</u></p> <p>Group 5 <u>\$315.00 SF</u></p>	<p>Group 1 <u>\$90.00 SF</u></p> <p>Group 2 <u>\$125.00 SF</u></p>
	CUTMWJWINCH	<p>WINCHESTER TAILORED TO 8-3/16" x 12-1/2" WJ MOSAIC INTERLOCKING SHEET min. qty: 1 PC lead time: 28 days</p> <p>Custom cutting is not cancellable or returnable. All sales final. Payment in full for all cut material is due 30 days from date of completion, not date of shipment/invoicing.</p>	<p>Group 1 <u>\$125.00 SF</u></p> <p>Group 2 <u>\$140.00 SF</u></p> <p>Group 3 <u>\$160.00 SF</u></p> <p>Group 4 <u>\$195.00 SF</u></p> <p>Group 5 <u>\$325.00 SF</u></p>	<p>Group 1 <u>\$110.00 SF</u></p> <p>Group 2 <u>\$140.00 SF</u></p> <p>Jazz Club Group 2 Detail with Group 1 Background \$125.00 SF</p>

BX (IN BOLD), SOLD IN FULL BOXES
TEAL, SPECIAL ORDER ITEMS
PURPLE, IN-HOUSE FABRICATION

LOT PHOTO APPROVAL
 INSTALLATION GUIDELINES

COMMODITY PRICING
 CUSTOM CUTTING

4. WATERJET - PATTERNS

TAILORED TO



IMAGE	CODE	DESCRIPTION	STONE/GLASS/ SHELL	JAZZ CLUB
	<p>SYORKVOPWJ</p>	<p>YORKVILLE LARGE VANILLA ONYX POLISHED TAILORED TO WATERJET INTERLOCKING SHEET SHEET COVERAGE AREA: 13-7/8" x 12-3/16" x 3/8" (1.1700 SF/PC) min. qty: 1 PC lead time: 28 days</p> <p>vanilla onyx polished, thassos polished</p>	<p>\$246.00 SF</p>	
	<p>CUTMWJYORK</p>	<p>YORKVILLE LARGE TAILORED TO 13-7/8" x 12-3/16" WJ MOSAIC INTERLOCKING SHEET min. qty: 1 PC lead time: 28 days Custom cutting is not cancellable or returnable. All sales final. Payment in full for all cut material is due 30 days from date of completion, not date of shipment/invoicing. TECH SPECS: ADD \$30 SF FOR GROUP 4 DETAIL (LINES ONLY) TECH SPECS: ADD \$60 SF FOR GROUP 5 DETAIL (LINES ONLY)</p>	<p>Group 1 \$160.00 SF Group 2 \$170.00 SF Group 3 \$182.00 SF Group 4 \$246.00 SF Group 5 \$360.00 SF</p>	<p>Group 1 \$120.00 SF Group 2 \$150.00 SF Jazz Club Group 2 Detail with Group 1 Background \$135.00 SF</p>
	<p>CUTMWJSMYORK</p>	<p>YORKVILLE SMALL TAILORED TO 9-1/4" x 8-1/8" WJ MOSAIC INTERLOCKING SHEET min. qty: 1 PC lead time: 28 days Custom cutting is not cancellable or returnable. All sales final. Payment in full for all cut material is due 30 days from date of completion, not date of shipment/invoicing. TECH SPECS: ADD \$60 SF FOR GROUP 4 DETAIL (LINES ONLY) TECH SPECS: ADD \$90 SF FOR GROUP 5 DETAIL (LINES ONLY)</p>	<p>Group 1 \$205.00 SF Group 2 \$220.00 SF Group 3 \$240.00 SF Group 4 \$275.00 SF Group 5 \$375.00 SF</p>	<p>Group 1 \$200.00 SF Group 2 \$230.00 SF Jazz Club Group 2 Detail with Group 1 Background \$215.00 SF</p>

BX (IN BOLD), SOLD IN FULL BOXES
TEAL, SPECIAL ORDER ITEMS
PURPLE, IN-HOUSE FABRICATION

LOT PHOTO APPROVAL
 INSTALLATION GUIDELINES

COMMODITY PRICING
 CUSTOM CUTTING

TECHNICAL INFO

TAILORED TO



PRICING AND LEAD TIME

Standard discounts apply to all tailored to prices which are shown at list.

Tailored to mosaics, field tile, bull nosing, and finishing have a 2 week lead time (10 business days). If you wish to have your order rushed, there is an additional fee of \$350 to have your order ready in 1 week (5 business days). If you require your tailored to order completed in less than 5 days, please contact us and we will try to accommodate you.

Tailored to water jet orders have a 3-4 week lead time. We do not offer a rush service on this, but if you contact us we will try to accommodate you as best we can.

Published group pricing includes labor and material with enough overage to properly manufacture your order quantity. When blending materials, use the group pricing from the highest grouped material in the blend unless otherwise noted in the item description. If all material is from the same group, there is no additional charge for blending. Please specify on your order if your blend is random or if a specific placement is required.

On items like basket weaves and water jet patterns with smaller details, there is often a note for a small upcharge when using a higher group for that detail.

ADDITIONAL INFORMATION

Sizes are nominal; actual sizes are provided for your reference.

Bullnose is available for stone only, at this time we do not bullnose porcelain.

Please indicate on your purchase order if multiple field sizes are intended for use in a modular pattern.

Custom mosaic carpets required piece may not exceed 4'x 8' in dimensions. For sizes larger than this, please contact customer service. We do many carpets with irregular shapes and cutouts.

Custom Cut purchase orders may not be cancelled.

Custom Cut orders must ship within 2 weeks of completion.

Custom cut orders may not be returned all sales are final. It is highly advised to get lot photos and samples prior to sending an order.

Feel free to contact us for custom cuts not listed and we will try to accommodate you the best we can.

IMPORTANT NOTICE

Please note cut to size field stone does not modulate with stock field

To create a modular pattern, all material must be cut to size. Please note modular requirements on purchase order.

Stocked mosaics and custom mosaics do not modulate with each other; for example, a 1.5cm stock mosaic does not modulate with a Tailored To 1.5cm.

If you have any questions we did not answer here, we are happy to help you over the phone, please call us at 201-864-7000



All items are priced by group. Below is the breakdown of Group 1 through Group 5. When blending stones of different groups, the price will be calculated based on the use of the highest priced stone unless otherwise noted within the product description. For any combinations not listed, please call for pricing. Stock finish options are noted below. Finished may be changed on most natural stones for mosaic production. Add \$5.00/sf (suggested list) to the published group pricing when ordering finishing.

Group 1

Ash Brushed	Crema Marfl Polished * ²
Bianco Antico Polished	Grey Foussana Honed ²
Bianco Carrara Honed/Polished * ¹	Marmara Polished*
Bianco Dolomiti Select Polished ²	Ming Green Polished*
Bianco Dolomiti Standard A2 Polished	Pacific White Honed/Polished* ¹
China Black Polished*	Spring White Polished
Cloud Brushed 1	Thassos A3 Polished - expect some veins/spots* ²

Group 2

Aspen Blue 24"x24"	Hliia Raked	Silver Wave Polished
Bardiglio Nuvolato Polished 18" x 18"	Jerusalem Pearl Raked/Scrafitto	Thassos A2 Polished - minimal veins/spots* ²
Bardiglio Imperiale Honed	Ocean Beige Honed	Thassos A3 Honed 12"x24" -expect some veins/spots*
Bianco Dolomiti Select Polished	Ocean Brown Polished	White Sand Polished ³
Carbon Grey	Opera Glass Aria Aqua 3/8"(GL) ²	
Cinder Grey Honed	Opera Glass Wolfgang White 3/8"(GL,ST) ²	
Cinder Grey Punti/Raked/Scrafitto	Smoke Honed/Waxed ¹	
Grigio Toscana	Silver Travertine	

Group 3

Azul Cielo Polished	Dark Arabescato Orobico	Statuary Polished/Honed*
Bianco Carrara Roman A. straight edge 18"x18"	Ferrara Honed	Thassos Raked
Bianco Dolomiti Extra Polished	Galaxy Grey 18"x 18"	Thassos A1 Polished - whitest selection (selected from A2/A3)* ²
Bianco Dolomiti Select Honed	Gibraltar Antiqued/Brushed	Wallace Creek Brushed
Bianco Onyx Polished	Grafite Waxed	
Calacatta Gold Honed/Polished* ¹	Moda Stone Honed	
Calacatta Lincoln Honed	Ocean Blue Honed	
Crema Luna Honed 18"x18"	Odessa Black Roman A. straight edge 18" x 18"	
Danby Imperiale Honed	Scrafitto Black	

Group 4

Covelano Oro Polished	Palisandro Bluette polished 12"x24"
Calacatta Bluette	Textura Bianco Carrara 9" x 18" (Not Fusioni)
Calacatta Gioia Polished 18"x18"	Textura Grey Foussana 9" x 18" (Not Fusioni)
Calacatta Gold Honed/Polished 24" x 24"	Textura Smoke 9" x 18" (Not Fusioni)
Palisandro Bluette Polished 18" x 18"	Vanilla Onyx Polished

Group 5

Charleston 3/8" Antique Glass	White Rivershell Glossy
La Leaf Glass	
Watter Glass ³	

MATERIAL INFORMATION

* Commodity pricing
¹ Does not include 24" x 24" or 18" x 36" sizes
² 12" x 12" size only
³ Thickness differs from 3/8" standard
 GL = Glossy
 ST = Satin

5. WATERJET - BORDERS

TAILORED TO



IMAGE	CODE	DESCRIPTION	STONE/GLASS/ SHELL	JAZZ CLUB
	CUTMWJBALI	ALLISON TAILORED TO WATERJET BORDER INTERLOCKING SHEET SHEET COVERAGE AREA: 4" x 12-1/16" (1.0000 LF/PC) min. qty: 4 PC lead time: 28 days Priced per unit but must be purchased in sets of 4 of the same unit.	Group 1 \$50.00 EA Group 2 \$60.00 EA Group 3 \$70.00 EA Group 4 \$80.00 EA Group 5 \$90.00 EA	Group 1 \$45.00 EA Group 2 \$55.00 EA
	CUTMWJBALICL	ALLISON TAILORED TO WATERJET BORDER INTERLOCKING SHEET SHEET COVERAGE AREA: 6" x 6-1/16" (0.5000 LF/PC) min. qty: 4 PC lead time: 28 days Priced per unit but must be purchased in sets of 4 of the same unit.	Group 1 \$40.00 EA Group 2 \$50.00 EA Group 3 \$60.00 EA Group 4 \$70.00 EA Group 5 \$80.00 EA	Group 1 \$35.00 EA Group 2 \$45.00 EA
	CUTMWJBARP	ARPELL TAILORED TO WATERJET BORDER INTERLOCKING SHEET SHEET COVERAGE AREA: 4" x 11-15/16" (1.0000 LF/PC) min. qty: 4 PC lead time: 28 days Priced per unit but must be purchased in sets of 4 of the same unit.	Group 1 \$50.00 EA Group 2 \$60.00 EA Group 3 \$70.00 EA Group 4 \$80.00 EA Group 5 \$90.00 EA	Group 1 \$45.00 EA Group 2 \$55.00 EA
	CUTMWJBARPCL	ARPELL TAILORED TO WATERJET BORDER INTERLOCKING SHEET SHEET COVERAGE AREA: 5-15/16" x 7-1/16" (0.5830 LF/PC) min. qty: 4 PC lead time: 28 days Priced per unit but must be purchased in sets of 4 of the same unit.	Group 1 \$40.00 EA Group 2 \$50.00 EA Group 3 \$60.00 EA Group 4 \$70.00 EA Group 5 \$80.00 EA	Group 1 \$35.00 EA Group 2 \$45.00 EA
	CUTMWJBCAP	CAPRI TAILORED TO WATERJET BORDER INTERLOCKING SHEET SHEET COVERAGE AREA: 4" x 12-1/16" (1.0000 LF/PC) min. qty: 4 PC lead time: 28 days Priced per unit but must be purchased in sets of 4 of the same unit.	Group 1 \$50.00 EA Group 2 \$60.00 EA Group 3 \$70.00 EA Group 4 \$80.00 EA Group 5 \$90.00 EA	Group 1 \$45.00 EA Group 2 \$55.00 EA

BX (IN BOLD), SOLD IN FULL BOXES
TEAL, SPECIAL ORDER ITEMS
PURPLE, IN-HOUSE FABRICATION

LOT PHOTO APPROVAL
 INSTALLATION GUIDELINES

COMMODITY PRICING
 CUSTOM CUTTING

5. WATERJET - BORDERS

TAILORED TO



IMAGE	CODE	DESCRIPTION	STONE/GLASS/ SHELL	JAZZ CLUB
	CUTMWJBCAPCL	<p>CAPRI TAILORED TO WATERJET BORDER INTERLOCKING SHEET SHEET COVERAGE AREA: 6" x 6-1/16" (0.5000 LF/PC) min. qty: 4 PC lead time: 28 days Priced per unit but must be purchased in sets of 4 of the same unit.</p>	<p>Group 1 \$40.00 EA</p> <p>Group 2 \$50.00 EA</p> <p>Group 3 \$60.00 EA</p> <p>Group 4 \$70.00 EA</p> <p>Group 5 \$80.00 EA</p>	<p>Group 1 \$35.00 EA</p> <p>Group 2 \$45.00 EA</p>
	CUTMWJBETO	<p>ETOILE TAILORED TO WATERJET BORDER INTERLOCKING SHEET SHEET COVERAGE AREA: 3" x 12-1/16" (1.0000 LF/PC) min. qty: 4 PC lead time: 28 days Priced per unit but must be purchased in sets of 4 of the same unit.</p>	<p>Group 1 \$50.00 EA</p> <p>Group 2 \$60.00 EA</p> <p>Group 3 \$70.00 EA</p> <p>Group 4 \$80.00 EA</p> <p>Group 5 \$90.00 EA</p>	<p>Group 1 \$45.00 EA</p> <p>Group 2 \$55.00 EA</p>
	CUTMWJBETOCL	<p>ETOILE TAILORED TO WATERJET BORDER INTERLOCKING SHEET SHEET COVERAGE AREA: 6" x 6-1/16" (0.5000 LF/PC) min. qty: 4 PC lead time: 28 days Priced per unit but must be purchased in sets of 4 of the same unit.</p>	<p>Group 1 \$40.00 EA</p> <p>Group 2 \$50.00 EA</p> <p>Group 3 \$60.00 EA</p> <p>Group 4 \$70.00 EA</p> <p>Group 5 \$80.00 EA</p>	<p>Group 1 \$35.00 EA</p> <p>Group 2 \$45.00 EA</p>
	CUTMWJBJV	<p>JAIPUR VINE TAILORED TO WATERJET BORDER INTERLOCKING SHEET SHEET COVERAGE AREA: 4" x 12-1/16" (1.0000 LF/PC) min. qty: 4 PC lead time: 28 days Priced per unit but must be purchased in sets of 4 of the same unit.</p>	<p>Group 1 \$50.00 EA</p> <p>Group 2 \$60.00 EA</p> <p>Group 3 \$70.00 EA</p> <p>Group 4 \$80.00 EA</p> <p>Group 5 \$90.00 EA</p>	<p>Group 1 \$45.00 EA</p> <p>Group 2 \$55.00 EA</p>
	CUTMWJBJVCL	<p>JAIPUR VINE TAILORED TO WATERJET BORDER INTERLOCKING SHEET SHEET COVERAGE AREA: 6" x 6-1/16" (0.5000 LF/PC) min. qty: 4 PC lead time: 28 days Priced per unit but must be purchased in sets of 4 of the same unit.</p>	<p>Group 1 \$40.00 EA</p> <p>Group 2 \$50.00 EA</p> <p>Group 3 \$60.00 EA</p> <p>Group 4 \$70.00 EA</p> <p>Group 5 \$80.00 EA</p>	<p>Group 1 \$35.00 EA</p> <p>Group 2 \$45.00 EA</p>

BX (IN BOLD), SOLD IN FULL BOXES
TEAL, SPECIAL ORDER ITEMS
PURPLE, IN-HOUSE FABRICATION



LOT PHOTO APPROVAL
 INSTALLATION GUIDELINES

COMMODITY PRICING
 CUSTOM CUTTING

5. WATERJET - BORDERS

TAILORED TO



IMAGE	CODE	DESCRIPTION	STONE/GLASS/ SHELL	JAZZ CLUB
	<p>CUTMWJBTOL</p>	<p>TOLEDO TAILORED TO WATERJET BORDER INTERLOCKING SHEET SHEET COVERAGE AREA: 4" x 12-1/16" (1.0000 LF/PC) min. qty: 4 PC lead time: 28 days Priced per unit but must be purchased in sets of 4 of the same unit.</p>	<p>Group 1 \$50.00 EA Group 2 \$60.00 EA Group 3 \$70.00 EA Group 4 \$80.00 EA Group 5 \$90.00 EA</p>	<p>Group 1 \$45.00 EA Group 2 \$55.00 EA</p>
	<p>CUTMWJBTOLCL</p>	<p>TOLEDO TAILORED TO WATERJET BORDER INTERLOCKING SHEET SHEET COVERAGE AREA: 6" x 6-1/16" (0.5000 LF/PC) min. qty: 4 PC lead time: 28 days Priced per unit but must be purchased in sets of 4 of the same unit.</p>	<p>Group 1 \$40.00 EA Group 2 \$50.00 EA Group 3 \$60.00 EA Group 4 \$70.00 EA Group 5 \$80.00 EA</p>	<p>Group 1 \$35.00 EA Group 2 \$45.00 EA</p>

BX (IN BOLD), SOLD IN FULL BOXES
TEAL, SPECIAL ORDER ITEMS
PURPLE, IN-HOUSE FABRICATION

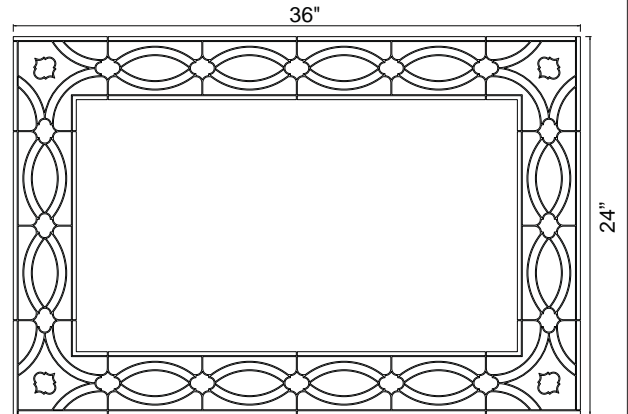
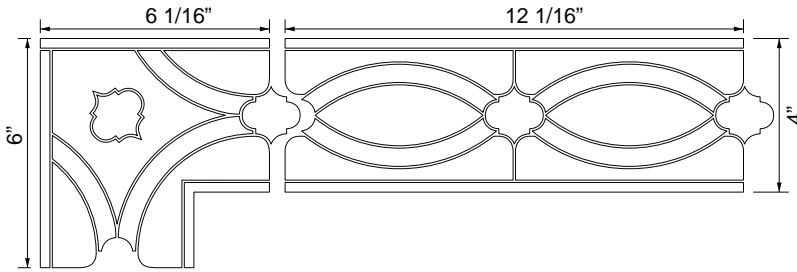
 LOT PHOTO APPROVAL
 INSTALLATION GUIDELINES

 COMMODITY PRICING
 CUSTOM CUTTING



TAILORED TO BORDERS


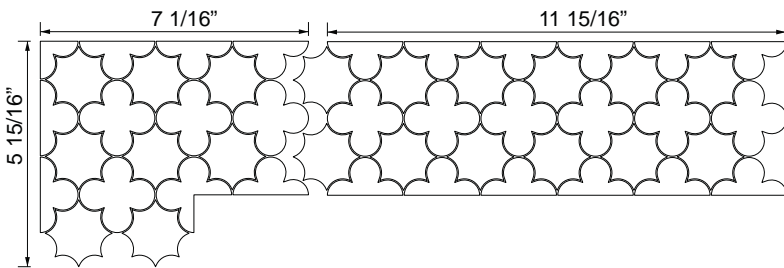
ALLISON BORDER



COVERAGE AREA:

STRAIGHT BORDER AND L - CORNER: (0.55 sf) L - CORNER: **CUTMWJBALICL** (0.22 sf)
STRAIGHT BORDER: **CUTMWJBALI** (0.33 sf)

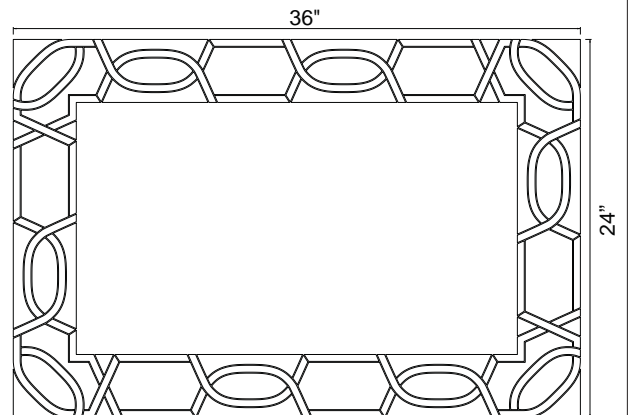
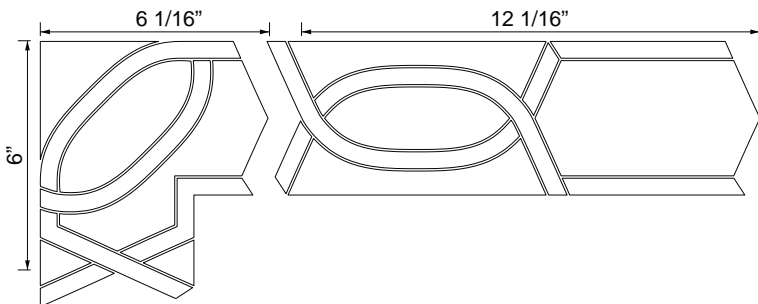
ARPELL BORDER



COVERAGE AREA:

STRAIGHT BORDER AND L - CORNER: (0.55 sf) L - CORNER: **CUTMWJBARPCL** (0.22 sf)
STRAIGHT BORDER: **CUTMWJBARP** (0.33 sf)

CAPRI BORDER



COVERAGE AREA:

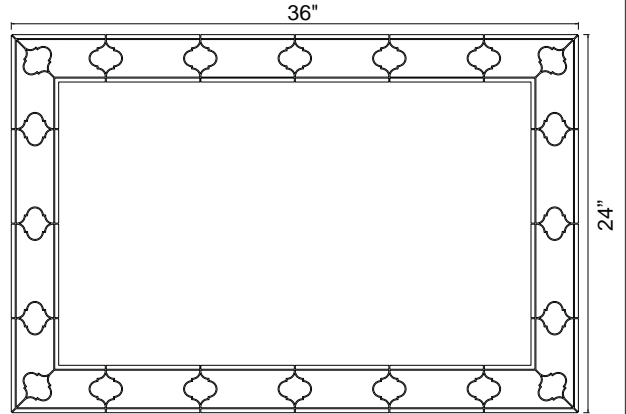
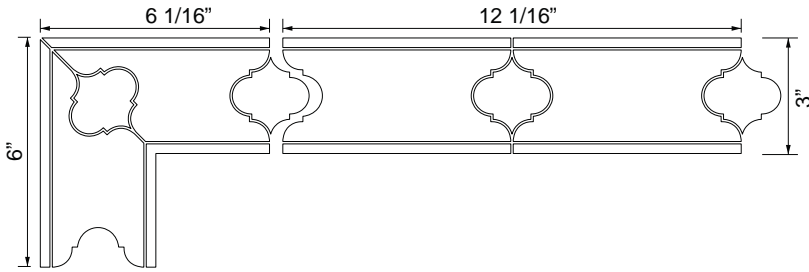
STRAIGHT BORDER AND L - CORNER: (0.55 sf) L - CORNER: **CUTMWJBCAPCL** (0.22 sf)
STRAIGHT BORDER: **CUTMWJBCAP** (0.33 sf)

** TAILORED TO BORDER UNITS ARE SOLD IN INCREMENTS OF 4 UNITS. SIZES ARE NOMINAL **



TAILORED TO BORDERS


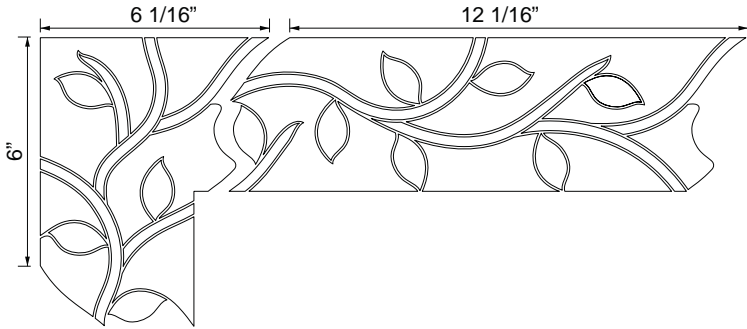
ETOILE BORDER



COVERAGE AREA:

STRAIGHT BORDER AND L - CORNER: (0.44 sf) L - CORNER: **CUTMWJBETOCL** (0.19 sf)
STRAIGHT BORDER: **CUTMWJBETO** (0.25 sf)

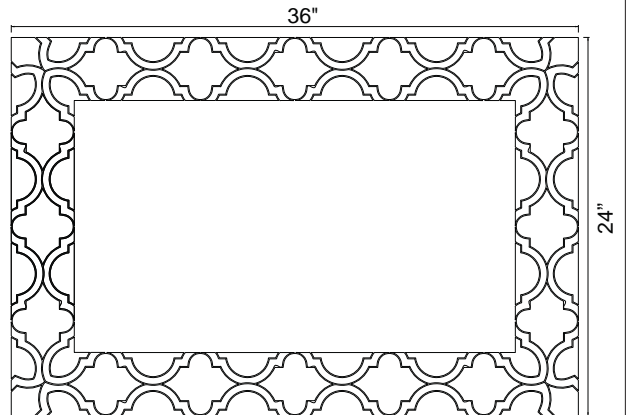
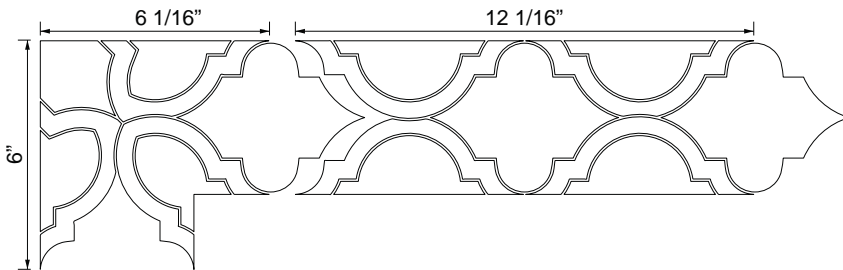
JAIPUR VINE BORDER



COVERAGE AREA:

STRAIGHT BORDER AND L - CORNER: (0.55 sf) L - CORNER: **CUTMWJBVCL** (0.22 sf)
STRAIGHT BORDER: **CUTMWJBV** (0.33 sf)

TOLEDO BORDER



COVERAGE AREA:

STRAIGHT BORDER AND L - CORNER: (0.55 sf) L - CORNER: **CUTMWJBTOLCL** (0.22 sf)
STRAIGHT BORDER: **CUTMWJBTOL** (0.33 sf)

** TAILORED TO BORDER UNITS ARE SOLD IN INCREMENTS OF 4 UNITS. SIZES ARE NOMINAL **


JAZZ CLUB FIELD TILE



TAILORED TO

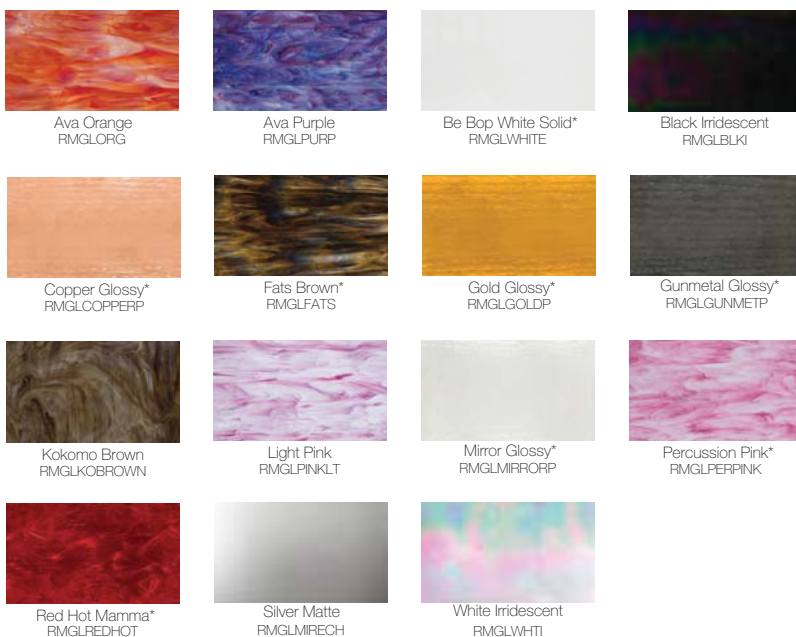
Jazz Club field tile and mosaics are handmade and can vary slightly in size, exhibit uneven edges, and occasionally chipped edges. Please consider these handmade factors when determining grout joint.

Group 1



Size (Nominal)	Packaging	Group 1	Group 2	UM
2 X 8	0.11 <i>SF per PC</i>	\$38	\$44	SF
3 X 6	0.12 <i>SF per PC</i>	\$38	\$44	SF
3 X 9	0.18 <i>SF per PC</i>	\$40	\$46	SF
3 X 12	0.25 <i>SF per PC</i>	\$36	\$42	SF
4 X 12	0.33 <i>SF per PC</i>	\$36	\$42	SF
4 X 16	0.44 <i>SF per PC</i>	\$36	\$42	SF
6 X 6	0.25 <i>SF per PC</i>	\$36	\$42	SF
6 X 12	0.50 <i>SF per PC</i>	\$36	\$42	SF

Group 2



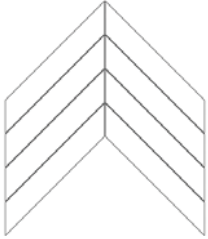
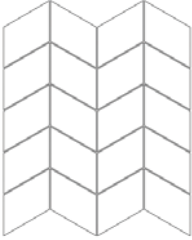
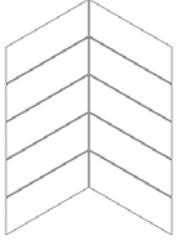


*These colors are available on special order basis for any jazz glass mosaic pattern or field cut with a 6-8 week lead time. Special order from Mexico

6. JAZZ CLUB

TAILORED TO



IMAGE	CODE	DESCRIPTION	GROUP 1	GROUP 2
	CUTMJCCV1X3	<p>TAILORED TO 1" X 3" CHEVRON MOSAIC INTERLOCKING SHEET ROW INFO: 8 ROWS OF 4 (32 PCS/SHEET) SHEET COVERAGE AREA: 12" x 8-3/4" x 1/8" (0.7300 SF/PC)</p> <p>TECH SPECS: JAZZ CLUB FIELD TILE AND MOSAICS VARY SLIGHTLY IN SIZE AND MAY EXHIBIT UNEVEN OR SLIGHTLY CHIPPED EDGES. PLEASE CONSIDER THESE HANDMADE FACTORS WHEN DETERMINING GROUT JOINTS.</p>	\$ 68.00 SF	\$74.00 SF
	CUTMJCCV1X4	<p>TAILORED TO 1" X 4" CHEVRON MOSAIC INTERLOCKING SHEET ROW INFO: 8 ROWS OF 4 (32 PCS/SHEET) SHEET COVERAGE AREA: 12" x 11-9/16" x 1/8" (0.9600 SF/PC)</p> <p>TECH SPECS: JAZZ CLUB FIELD TILE AND MOSAICS VARY SLIGHTLY IN SIZE AND MAY EXHIBIT UNEVEN OR SLIGHTLY CHIPPED EDGES. PLEASE CONSIDER THESE HANDMADE FACTORS WHEN DETERMINING GROUT JOINTS.</p>	\$ 66.00 SF	\$72.00 SF
	CUTMJCCV2X12	<p>TAILORED TO 2" X 12" CHEVRON MOSAIC INTERLOCKING SHEET ROW INFO: 4 ROWS OF 2 (8 PIECES PER SHEET) SHEET COVERAGE AREA: 11-11/16" x 17-1/8" x 1/8" (1.3900 SF/PC)</p> <p>TECH SPECS: JAZZ CLUB FIELD TILE AND MOSAICS VARY SLIGHTLY IN SIZE AND MAY EXHIBIT UNEVEN OR SLIGHTLY CHIPPED EDGES. PLEASE CONSIDER THESE HANDMADE FACTORS WHEN DETERMINING GROUT JOINTS.</p>	\$ 46.00 SF	\$ 54.00 SF
	CUTMJCCV2X3	<p>TAILORED TO 2" X 3" CHEVRON MOSAIC INTERLOCKING SHEET ROW INFO: 5 ROWS OF 4 (20 PIECES/SHEET) SHEET COVERAGE AREA: 11-15/16" x 10-5/8" x 1/8" (0.8800 SF/PC)</p> <p>TECH SPECS: JAZZ CLUB FIELD TILE AND MOSAICS VARY SLIGHTLY IN SIZE AND MAY EXHIBIT UNEVEN OR SLIGHTLY CHIPPED EDGES. PLEASE CONSIDER THESE HANDMADE FACTORS WHEN DETERMINING GROUT JOINTS.</p>	\$ 64.00 SF	\$ 70.00 SF
	CUTMJCCV2X6	<p>TAILORED TO 2" X 6" CHEVRON MOSAIC INTERLOCKING SHEET ROW INFO: 5 ROWS OF 2 (10 PIECES PER SHEET) SHEET COVERAGE AREA: 11-15/16" x 10-1/2" x 1/8" (0.8700 SF/PC)</p> <p>TECH SPECS: JAZZ CLUB FIELD TILE AND MOSAICS VARY SLIGHTLY IN SIZE AND MAY EXHIBIT UNEVEN OR SLIGHTLY CHIPPED EDGES. PLEASE CONSIDER THESE HANDMADE FACTORS WHEN DETERMINING GROUT JOINTS.</p>	\$ 60.00 SF	\$ 66.00 SF

BX (IN BOLD), SOLD IN FULL BOXES
 TEAL, SPECIAL ORDER ITEMS
 PURPLE, IN-HOUSE FABRICATION



LOT PHOTO APPROVAL



COMMODITY PRICING



INSTALLATION GUIDELINES



CUSTOM CUTTING

6. JAZZ CLUB

TAILORED TO



IMAGE	CODE	DESCRIPTION	GROUP 1	GROUP 2
	CUTMJCCV3X6	<p>TAILORED TO 3" X 6" CHEVRON MOSAIC INTERLOCKING SHEET ROW INFO: 3 ROWS OF 2 (6 PIECES PER SHEET) SHEET COVERAGE AREA: 10-5/8" x 10-1/2" x 1/8" (0.7700 SF/PC)</p> <p>TECH SPECS: JAZZ CLUB FIELD TILE AND MOSAICS VARY SLIGHTLY IN SIZE AND MAY EXHIBIT UNEVEN OR SLIGHTLY CHIPPED EDGES. PLEASE CONSIDER THESE HANDMADE FACTORS WHEN DETERMINING GROUT JOINTS.</p>	\$ 48.00 SF	\$56.00 SF
	CUTMJCCV4X12	<p>TAILORED TO 4" X 12" CHEVRON MOSAIC INTERLOCKING SHEET ROW INFO: 2 ROWS OF 2 (4 PIECES PER SHEET) SHEET COVERAGE AREA: 11-1/2" x 17-1/8" x 1/8" (1.3700 SF/PC)</p> <p>TECH SPECS: JAZZ CLUB FIELD TILE AND MOSAICS VARY SLIGHTLY IN SIZE AND MAY EXHIBIT UNEVEN OR SLIGHTLY CHIPPED EDGES. PLEASE CONSIDER THESE HANDMADE FACTORS WHEN DETERMINING GROUT JOINTS.</p>	\$ 42.00 SF	\$48.00 SF
	CUTMJCHB310	<p>TAILORED TO 1-1/4" X 3-1/2" HERRINGBONE MOSAIC INTERLOCKING SHEET, ROW INFO: 6 ROWS OF 4 (24 PIECES PER SHEET) SHEET COVERAGE AREA: 10-5/8" x 10-5/8" x 1/8" (0.7800 SF/PC) min. qty: 1 EA lead time: 14 days</p> <p>TECH SPECS: JAZZ CLUB FIELD TILE AND MOSAICS VARY SLIGHTLY IN SIZE AND MAY EXHIBIT UNEVEN OR SLIGHTLY CHIPPED EDGES. PLEASE CONSIDER THESE HANDMADE FACTORS WHEN DETERMINING GROUT JOINTS.</p>	\$ 58.00 SF	\$ 64.00 SF
	CUTMJCHB315	<p>TAILORED TO 1-1/4" X 5-5/8" HERRINGBONE MOSAIC INTERLOCKING SHEET, ROW INFO: 6 ROWS OF 2 (12 PIECES PER SHEET) SHEET COVERAGE AREA: 10-5/8" x 8" x 1/8" (0.5900 SF/PC) min. qty: 1 EA lead time: 14 days</p> <p>TECH SPECS: JAZZ CLUB FIELD TILE AND MOSAICS VARY SLIGHTLY IN SIZE AND MAY EXHIBIT UNEVEN OR SLIGHTLY CHIPPED EDGES. PLEASE CONSIDER THESE HANDMADE FACTORS WHEN DETERMINING GROUT JOINTS.</p>	\$ 46.00 SF	\$ 52.00 SF
	CUTMJCHB320	<p>TAILORED TO 1" X 8" HERRINGBONE MOSAIC INTERLOCKING SHEET, ROW INFO: 8 ROWS OF 2 (16 PIECES PER SHEET) SHEET COVERAGE AREA: 12" x 11-3/8" x 1/8" (0.9500 SF/PC) min. qty: 1 EA lead time: 14 days</p> <p>TECH SPECS: JAZZ CLUB FIELD TILE AND MOSAICS VARY SLIGHTLY IN SIZE AND MAY EXHIBIT UNEVEN OR SLIGHTLY CHIPPED EDGES. PLEASE CONSIDER THESE HANDMADE FACTORS WHEN DETERMINING GROUT JOINTS.</p>	\$ 48.00 SF	\$ 54.00 SF

BX (IN BOLD), SOLD IN FULL BOXES
TEAL, SPECIAL ORDER ITEMS
PURPLE, IN-HOUSE FABRICATION






LOT PHOTO APPROVAL
 INSTALLATION GUIDELINES

COMMODITY PRICING
 CUSTOM CUTTING

6. JAZZ CLUB

TAILORED TO



IMAGE	CODE	DESCRIPTION	GROUP 1	GROUP 2
	CUTMJCHB57	<p>TAILORED TO 2" X 3" HERRINGBONE MOSAIC INTERLOCKING SHEET, ROW INFO: 4 ROWS OF 4 (16 PIECES PER SHEET) SHEET COVERAGE AREA: 11-11/16" x 8-11/16" x 1/8" (0.7100 SF/PC) min. qty: 1 EA lead time: 14 days TECH SPECS: JAZZ CLUB FIELD TILE AND MOSAICS VARY SLIGHTLY IN SIZE AND MAY EXHIBIT UNEVEN OR SLIGHTLY CHIPPED EDGES. PLEASE CONSIDER THESE HANDMADE FACTORS WHEN DETERMINING GROUT JOINTS.</p>	\$ 54.00 SF	\$60.00 SF
	CUTMJCRB310	<p>TAILORED TO 1-1/4" X 3-1/2" RUNNING BOND MOSAIC INTERLOCKING SHEET, ROW INFO: 10 ROWS OF 3 (30 PIECES PER SHEET) SHEET COVERAGE AREA: 12-3/4" x 11-3/8" x 1/8" (1.0100 SF/PC) min. qty: 1 EA lead time: 14 days TECH SPECS: JAZZ CLUB FIELD TILE AND MOSAICS VARY SLIGHTLY IN SIZE AND MAY EXHIBIT UNEVEN OR SLIGHTLY CHIPPED EDGES. PLEASE CONSIDER THESE HANDMADE FACTORS WHEN DETERMINING GROUT JOINTS.</p>	\$ 58.00 SF	\$64.00 SF
	CUTMJCRB315	<p>TAILORED TO 1-1/4" X 5-5/8" RUNNING BOND MOSAIC INTERLOCKING SHEET, ROW INFO: 10 ROWS OF 2 (20 PIECES PER SHEET) SHEET COVERAGE AREA: 11-1/2" x 12-3/4" x 1/8" (1.0000 SF/PC) min. qty: 1 EA lead time: 14 days TECH SPECS: JAZZ CLUB FIELD TILE AND MOSAICS VARY SLIGHTLY IN SIZE AND MAY EXHIBIT UNEVEN OR SLIGHTLY CHIPPED EDGES. PLEASE CONSIDER THESE HANDMADE FACTORS WHEN DETERMINING GROUT JOINTS.</p>	\$ 46.00 SF	\$ 52.00 SF
	CUTMJCRB320	<p>TAILORED TO 1" X 8" RUNNING BOND MOSAIC INTERLOCKING SHEET, ROW INFO: 10 ROWS OF 1 (10 PIECES PER SHEET) SHEET COVERAGE AREA: 10-5/8" x 8-1/16" x 1/8" (0.5900 SF/PC) min. qty: 1 EA lead time: 14 days TECH SPECS: JAZZ CLUB FIELD TILE AND MOSAICS VARY SLIGHTLY IN SIZE AND MAY EXHIBIT UNEVEN OR SLIGHTLY CHIPPED EDGES. PLEASE CONSIDER THESE HANDMADE FACTORS WHEN DETERMINING GROUT JOINTS.</p>	\$ 48.00 SF	\$ 54.00 SF
	CUTMJCRB5	<p>TAILORED TO 2" X 2" RUNNING BOND MOSAIC INTERLOCKING SHEET, ROW INFO: 6 ROWS OF 6 (36 PIECES PER SHEET) SHEET COVERAGE AREA: 11-1/4" x 11-1/4" x 1/8" (0.8800 SF/PC) min. qty: 1 EA lead time: 14 days TECH SPECS: JAZZ CLUB FIELD TILE AND MOSAICS VARY SLIGHTLY IN SIZE AND MAY EXHIBIT UNEVEN OR SLIGHTLY CHIPPED EDGES. PLEASE CONSIDER THESE HANDMADE FACTORS WHEN DETERMINING GROUT JOINTS.</p>	\$ 58.00 SF	\$ 64.00 SF

BX (IN BOLD), SOLD IN FULL BOXES
TEAL, SPECIAL ORDER ITEMS
PURPLE, IN-HOUSE FABRICATION



LOT PHOTO APPROVAL



COMMODITY PRICING



INSTALLATION GUIDELINES


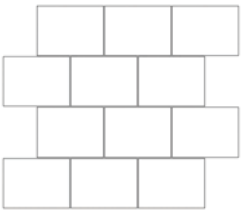





CUSTOM CUTTING

6. JAZZ CLUB

TAILORED TO



IMAGE	CODE	DESCRIPTION	GROUP 1	GROUP 2
	CUTMJCRB57	<p>TAILORED TO 2" X 3" RUNNING BOND MOSAIC INTERLOCKING SHEET, ROW INFO: 6 ROWS OF 3 (18 PIECES PER SHEET) SHEET COVERAGE AREA: 12-3/16" x 12-1/4" x 1/8" (1.0400 SF/PC) min. qty: 1 EA lead time: 14 days TECH SPECS: JAZZ CLUB FIELD TILE AND MOSAICS VARY SLIGHTLY IN SIZE AND MAY EXHIBIT UNEVEN OR SLIGHTLY CHIPPED EDGES. PLEASE CONSIDER THESE HANDMADE FACTORS WHEN DETERMINING GROUT JOINTS.</p>	\$ 54.00 SF	\$60.00 SF
	CUTMJCRB710	<p>TAILORED TO 3" X 4" RUNNING BOND MOSAIC INTERLOCKING SHEET, ROW INFO: 4 ROWS OF 3 (12 PIECES PER SHEET) SHEET COVERAGE AREA: 12-3/16" x 12-1/8" x 1/8" (1.0300 SF/PC) min. qty: 1 EA lead time: 14 days TECH SPECS: JAZZ CLUB FIELD TILE AND MOSAICS VARY SLIGHTLY IN SIZE AND MAY EXHIBIT UNEVEN OR SLIGHTLY CHIPPED EDGES. PLEASE CONSIDER THESE HANDMADE FACTORS WHEN DETERMINING GROUT JOINTS.</p>	\$ 46.00 SF	\$52.00 SF
	CUTMJCSJ310	<p>TAILORED TO 1-1/4" X 3-1/2" STRAIGHT JOINT MOSAIC, ROW INFO: 10 ROWS OF 3 (30 PIECES PER SHEET) SHEET COVERAGE AREA: 12-3/4" x 11-3/8" x 1/8" (1.0100 SF/PC) min. qty: 1 EA lead time: 14 days TECH SPECS: JAZZ CLUB FIELD TILE AND MOSAICS VARY SLIGHTLY IN SIZE AND MAY EXHIBIT UNEVEN OR SLIGHTLY CHIPPED EDGES. PLEASE CONSIDER THESE HANDMADE FACTORS WHEN DETERMINING GROUT JOINTS.</p>	\$ 58.00 SF	\$ 64.00 SF
	CUTMJCSJ315	<p>TAILORED TO 1-1/4" X 5-5/8" STRAIGHT JOINT MOSAIC, ROW INFO: 10 ROWS OF 2 (20 PIECES PER SHEET) SHEET COVERAGE AREA: 11-1/2" x 12-3/4" x 1/8" (1.0000 SF/PC) min. qty: 1 EA lead time: 14 days TECH SPECS: JAZZ CLUB FIELD TILE AND MOSAICS VARY SLIGHTLY IN SIZE AND MAY EXHIBIT UNEVEN OR SLIGHTLY CHIPPED EDGES. PLEASE CONSIDER THESE HANDMADE FACTORS WHEN DETERMINING GROUT JOINTS.</p>	\$ 46.00 SF	\$ 52.00 SF
	CUTMJCSJ320	<p>TAILORED TO 1" X 8" STRAIGHT JOINT MOSAIC, ROW INFO: 10 ROWS OF 1 (10 PIECES PER SHEET) SHEET COVERAGE AREA: 10-5/8" x 8-1/6" x 1/8" (0.5900 SF/PC) min. qty: 1 EA lead time: 14 days TECH SPECS: JAZZ CLUB FIELD TILE AND MOSAICS VARY SLIGHTLY IN SIZE AND MAY EXHIBIT UNEVEN OR SLIGHTLY CHIPPED EDGES. PLEASE CONSIDER THESE HANDMADE FACTORS WHEN DETERMINING GROUT JOINTS.</p>	\$ 48.00 SF	\$ 54.00 SF

BX (IN BOLD), SOLD IN FULL BOXES
TEAL, SPECIAL ORDER ITEMS
PURPLE, IN-HOUSE FABRICATION



LOT PHOTO APPROVAL



COMMODITY PRICING



INSTALLATION GUIDELINES



CUSTOM CUTTING

6. JAZZ CLUB

TAILORED TO



IMAGE	CODE	DESCRIPTION	GROUP 1	GROUP 2
	CUTMJCSJ5	<p>TAILORED TO 2" X 2" STRAIGHT JOINT MOSAIC, ROW INFO: 6 ROWS OF 6 (36 PIECES PER SHEET) SHEET COVERAGE AREA: 11-1/4" x 11-1/4" x 1/8" (0.8800 SF/PC)</p> <p>min. qty: 1 EA lead time: 14 days</p> <p>TECH SPECS: JAZZ CLUB FIELD TILE AND MOSAICS VARY SLIGHTLY IN SIZE AND MAY EXHIBIT UNEVEN OR SLIGHTLY CHIPPED EDGES. PLEASE CONSIDER THESE HANDMADE FACTORS WHEN DETERMINING GROUT JOINTS.</p>	\$ 58.00 SF	\$64.00 SF
	CUTMJCSJ57	<p>TAILORED TO 2" X 3" STRAIGHT JOINT MOSAIC, ROW INFO: 6 ROWS OF 3 (18 PIECES PER SHEET) SHEET COVERAGE AREA: 12-3/16" x 12-1/4" x 1/8" (1.0400 SF/PC)</p> <p>min. qty: 1 EA lead time: 14 days</p> <p>TECH SPECS: JAZZ CLUB FIELD TILE AND MOSAICS VARY SLIGHTLY IN SIZE AND MAY EXHIBIT UNEVEN OR SLIGHTLY CHIPPED EDGES. PLEASE CONSIDER THESE HANDMADE FACTORS WHEN DETERMINING GROUT JOINTS.</p>	\$ 54.00 SF	\$60.00 SF
	CUTMJCSJ710	<p>TAILORED TO 3" X 4" STRAIGHT JOINT MOSAIC, ROW INFO: 4 ROWS OF 3 (12 PIECES PER SHEET) SHEET COVERAGE AREA: 12-3/16" x 12-1/8" x 1/8" (1.0300 SF/PC)</p> <p>min. qty: 1 EA lead time: 14 days</p> <p>TECH SPECS: JAZZ CLUB FIELD TILE AND MOSAICS VARY SLIGHTLY IN SIZE AND MAY EXHIBIT UNEVEN OR SLIGHTLY CHIPPED EDGES. PLEASE CONSIDER THESE HANDMADE FACTORS WHEN DETERMINING GROUT JOINTS.</p>	\$ 46.00 SF	\$ 52.00 SF

BX (IN BOLD), SOLD IN FULL BOXES
TEAL, SPECIAL ORDER ITEMS
PURPLE, IN-HOUSE FABRICATION



LOT PHOTO APPROVAL



INSTALLATION GUIDELINES



COMMODITY PRICING



CUSTOM CUTTING

JAZZ CLUB SLABS

TAILORED TO



BB Blue
RMGLBBBLUE

Group 1
Variation: High




Be Bop White Veined
RMGLTRANWHITE

Group 1
Variation: Low

JAZZ CLUB SLABS

TAILORED TO



Black Gloss
RMGLBLK

Group 1
Variation: Low



Bourbon St. Caramel
RMGLBOURBON

Group 1
Variation: High

JAZZ CLUB SLABS

TAILORED TO



Bright Blue
RMGLBLUE

Group 1
Variation: Medium



Charcoal
RMGLCHAR

Group 1
Variation: Medium


JAZZ CLUB SLABS

TAILORED TO



Coltrane Cream
RMGLCOLTRANE

Group 1
Variation: Medium



Dark Green
RMGLGREEN

Group 1
Variation: High

JAZZ CLUB SLABS

TAILORED TO



Denim Blue
RMGLDENIM

Group 1
Variation: Medium



Detroit Blue
RMGLDTBLUE

Group 1
Variation: High

JAZZ CLUB SLABS

TAILORED TO



Dizzy Plum
RMGLDIZZYPLUM

Group 1
Variation: High




Ella Light Brown
RMGLELLA

Group 1
Variation: High

JAZZ CLUB SLABS

TAILORED TO



Ice White
RMGLICEWHT

Group 1
Variation: Low




Light Blue
RMGLBLUFLT

Group 1
Variation: Medium

JAZZ CLUB SLABS

TAILORED TO



Light Green
RMGLGREENLT

Group 1
Variation: Medium

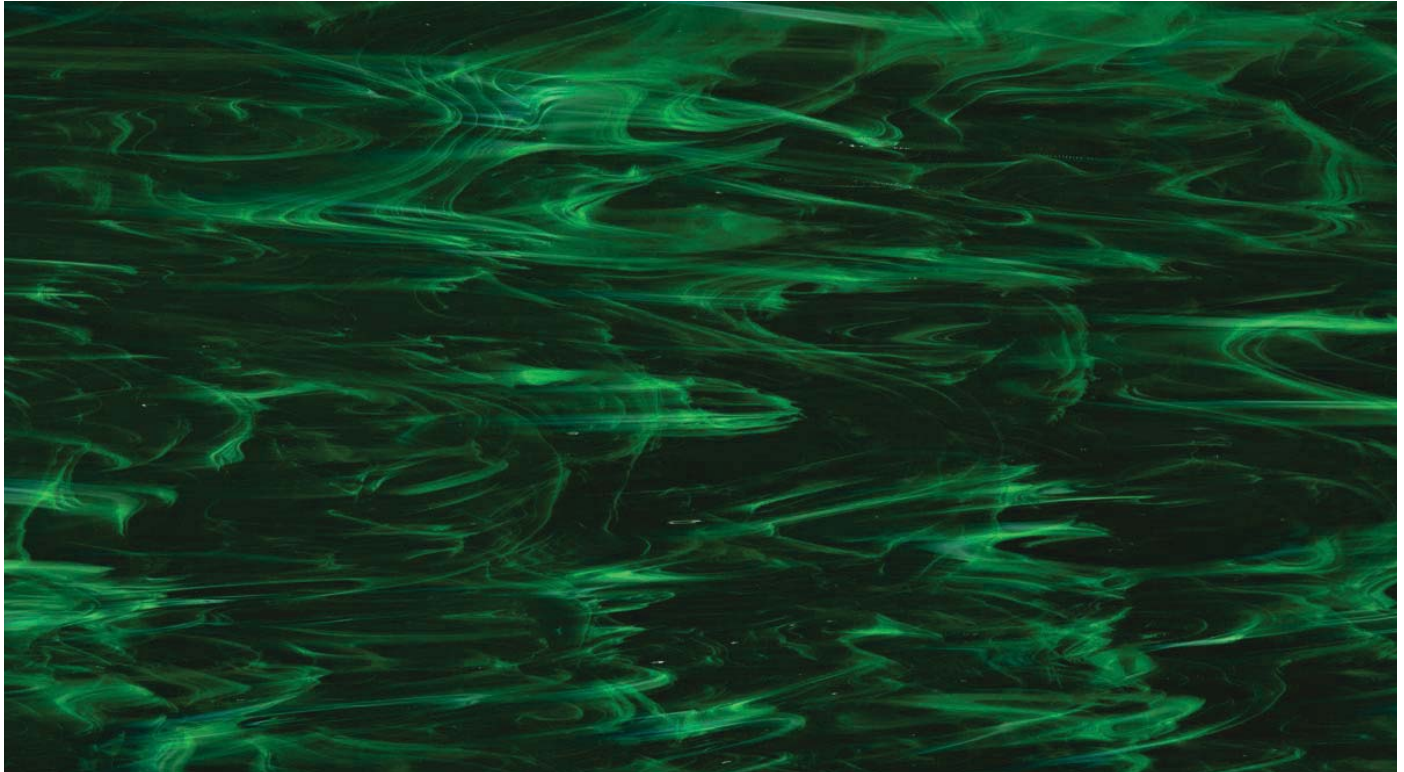


Light Purple
RMGLPURPLT

Group 1
Variation: Medium

JAZZ CLUB SLABS

TAILORED TO



Malachite Gloss
RMGLMALA

Group 1
Variation: Medium



Memphis Blue
RMGLMEMBL

Group 1
Variation: Medium

JAZZ CLUB SLABS

TAILORED TO



Midnight Blue
RMGLMIDBL

Group 1
Variation: Medium



Mingus Grey
RMGLMINGUS

Group 1
Variation: Medium

JAZZ CLUB SLABS

TAILORED TO



Navy Indigo
RMGLNAVY

Group 1
Variation: Medium



Stormy Greige
RMGLSTORM

Group 1
Variation: Medium


JAZZ CLUB SLABS

TAILORED TO



Turquoise
RMGLTURQ

Group 1
Variation: Medium




Ava Orange
RMGLORG

Group 2
Variation: High

JAZZ CLUB SLABS

TAILORED TO



Ava Purple
RMGLPURP

Group 2
Variation: Medium



Be Bop White Solid
RMGLWHITE

Group 2
Variation: Low

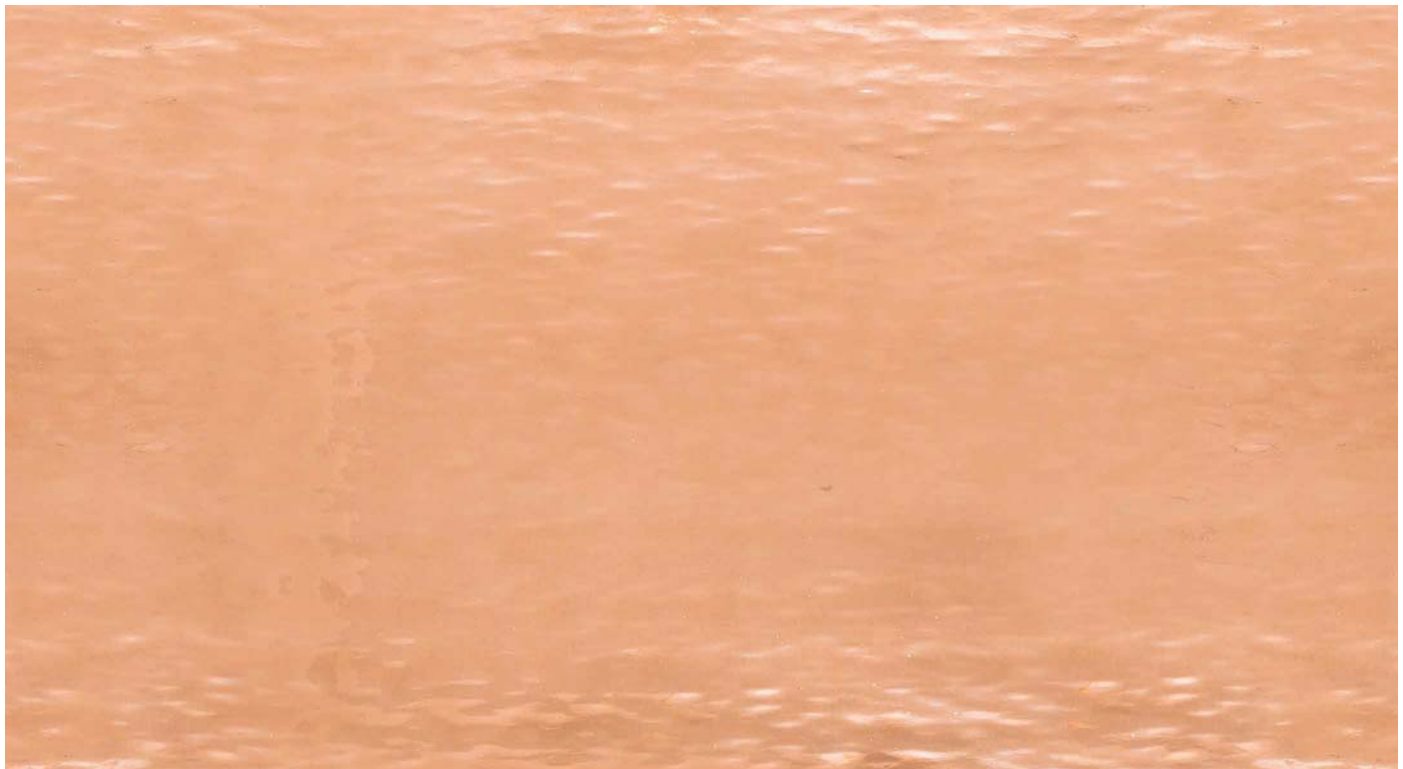
JAZZ CLUB SLABS

TAILORED TO



Black Iridescent
RMGLBLKI

Group 2
Variation: Low




Copper Glossy
RMGLCOPPERP

Group 2
Variation: Low


JAZZ CLUB SLABS

TAILORED TO



Fats Brown
RMGLFATS

Group 2
Variation: High



Gold Glossy
RMGLGOLDP

Group 2
Variation: Low

JAZZ CLUB SLABS

TAILORED TO



Gunmetal Glossy
RMGLGUNMETP

Group 2
Variation: Low



Kokomo Brown
RMGLKOBROWN

Group 2
Variation: Medium

JAZZ CLUB SLABS

TAILORED TO



Light Pink
RMGLPINKLT

Group 2
Variation: Medium



Mirror Glossy
RMGLMIRRORP

Group 2
Variation: Low


JAZZ CLUB SLABS

TAILORED TO



Percussion Pink
RMGLPERPINK

Group 2
Variation: Medium



Red Hot Mama
RMGLREDHOT

Group 2
Variation: Medium

JAZZ CLUB SLABS

TAILORED TO



Sliver Matte
RMGLMIRECH

Group 2
Variation: Low








White Irrescent
RMGLWHTI

Group 2
Variation: Low

7. PROFILING - MISC CUTS

TAILORED TO



IMAGE	CODE	DESCRIPTION	LIST	U/M
	CUTBULLNOSE	CUSTOM DEMI TAILORED TO BULLNOSE min. qty: 1 PC lead time: 14 days LABOR CHARGE ONLY; EXCLUSIVE OF MATERIAL, FOR STONE ONLY	\$	10.00 EA
	CUTBULLNOSE12	LINEAR DEMI TAILORED TO 12" BULLNOSE 1/2" BULLNOSE ON 12 X 12 TILE OR LONGER min. qty: 1 PC lead time: 14 days BULLNOSE LABOR CHARGE ONLY; EXCLUSIVE OF MATERIAL, OR CUTTING MATERIAL, FOR STONE ONLY	\$	8.60 EA
	CUTBULLNOSE16	LINEAR DEMI TAILORED TO 16" BULLNOSE 1/2" BULLNOSE ON 16 X 12 TILE OR LONGER min. qty: 1 PC lead time: 14 days BULLNOSE LABOR CHARGE ONLY; EXCLUSIVE OF MATERIAL, OR CUTTING MATERIAL, FOR STONE ONLY	\$	11.40 EA
	CUTBULLNOSE18	LINEAR DEMI TAILORED TO 18" BULLNOSE 1/2" BULLNOSE ON 18 X 12 TILE OR LONGER min. qty: 1 PC lead time: 14 days BULLNOSE LABOR CHARGE ONLY; EXCLUSIVE OF MATERIAL, OR CUTTING MATERIAL, FOR STONE ONLY	\$	12.85 EA
	CUTBULLNOSE24	LINEAR DEMI TAILORED TO 24" BULLNOSE 1/2" BULLNOSE ON 24 X 12 TILE OR LONGER min. qty: 1 PC lead time: 14 days BULLNOSE LABOR CHARGE ONLY; EXCLUSIVE OF MATERIAL, OR CUTTING MATERIAL, FOR STONE ONLY	\$	17.20 EA

BX (IN BOLD), SOLD IN FULL BOXES
TEAL, SPECIAL ORDER ITEMS
PURPLE, IN-HOUSE FABRICATION



LOT PHOTO APPROVAL



INSTALLATION GUIDELINES



COMMODITY PRICING








CUSTOM CUTTING

7. PROFILING - MISC CUTS



TAILORED TO



IMAGE	CODE	DESCRIPTION	LIST	U/M
	CUTBULLNOSE3	<p>LINEAR DEMI TAILORED TO 3" BULLNOSE 1/2" BULLNOSE ON 3 X 12 TILE OR LONGER min. qty: 1 PC lead time: 14 days</p> <p>BULLNOSE LABOR CHARGE ONLY; EXCLUSIVE OF MATERIAL, OR CUTTING MATERIAL, FOR STONE ONLY</p>	\$	7.50 EA
	CUTBULLNOSE4	<p>LINEAR DEMI TAILORED TO 4" BULLNOSE 1/2" BULLNOSE ON 4 X 12 TILE OR LONGER lead time: 14 days</p> <p>BULLNOSE LABOR CHARGE ONLY; EXCLUSIVE OF MATERIAL, OR CUTTING MATERIAL, FOR STONE ONLY</p>	\$	7.50 EA
	CUTBULLNOSE6	<p>LINEAR DEMI TAILORED TO 6" BULLNOSE 1/2" BULLNOSE ON 6 X 12 TILE OR LONGER lead time: 14 days</p> <p>BULLNOSE LABOR CHARGE ONLY; EXCLUSIVE OF MATERIAL, OR CUTTING MATERIAL, FOR STONE ONLY</p>	\$	7.50 EA
	CUTBULLNOSE8	<p>LINEAR DEMI TAILORED TO 8" BULLNOSE 1/2" BULLNOSE ON 8 X 12 TILE OR LONGER lead time: 14 days</p> <p>BULLNOSE LABOR CHARGE ONLY; EXCLUSIVE OF MATERIAL, OR CUTTING MATERIAL, FOR STONE ONLY</p>	\$	8.60 EA
	CUTCHAMFER	<p>CHAMFER EDGE TAILORED TO 1/16" FINISHING FOR FULL TILES NO SMALLER THAN 6" DIMENSION lead time: 14 days</p> <p>NO EMBELLISHED FINISHES, ONLY HONED & POLISHED; BULLNOSE LABOR CHARGE ONLY; EXCLUSIVE OF MATERIAL, OR CUTTING MATERIAL, FOR STONE ONLY</p>	\$	1.85 S/F

BX (IN BOLD), SOLD IN FULL BOXES
TEAL, SPECIAL ORDER ITEMS
PURPLE, IN-HOUSE FABRICATION





 LOT PHOTO APPROVAL
 INSTALLATION GUIDELINES

 COMMODITY PRICING
 CUSTOM CUTTING

7. PROFILING - MISC CUTS

TAILORED TO



IMAGE	CODE	DESCRIPTION	LIST	U/M
	<p>CUTMCARPET</p>	<p>CARPET TAILORED TO 4' x 8' CARPET</p> <p>lead time: 14 days</p> <p>LABOR CHARGE ONLY; EXCLUSIVE OF MATERIAL, INCLUDES CUSTOM PACKING & CRATING</p> <p>TECH SPECS: MAXIMUM SIZE OF ONE CARPET IS 4' X 8'. CUT OUTS, IRREGULAR SHAPES OR CONTINUOUS PATTERNING BETWEEN CARPETS WILL INCUR HIGHER CHARGES AND MUST BE PRICED SEPARATELY.</p>	<p>\$ 840.00 EA</p>	<p></p>
	<p>CUTWJCUTOUT</p>	<p>CUTOUT TAILORED TO CUTOUT</p> <p>lead time: 14 days</p> <p>LABOR CHARGE ONLY; EXCLUSIVE OF MATERIAL, DOES NOT INCLUDE CAD DRAWING FEE</p> <p>TECH SPECS: CLIENT MUST PROVIDE CLEAR TEMPLATE</p>	<p>\$ 140.00 EA</p>	<p></p>

BX (IN BOLD), SOLD IN FULL BOXES
 TEAL, SPECIAL ORDER ITEMS
 PURPLE, IN-HOUSE FABRICATION

 LOT PHOTO APPROVAL
 INSTALLATION GUIDELINES


 COMMODITY PRICING
 CUSTOM CUTTING



OUTLET CUT-OUT

CUTWJCUTOUT

[installation tip]




1 Determine placement of tile and measure the location and dimensions of the required cutout. E.G. electrical outlet, plumbing hole, ceiling outlet box, etc.



2 Transfer location and measurements of the required cutout to tile and mark with blue tape.



3 We will cut the required hole with our waterjet technology according to your marking - verify your measurements and placement of the cutout prior to submitting to us for cutting*.



4 Your tile will be returned to you for final installation.

Thank you for choosing **Artistic Tile**.

*Artistic Tile is not responsible for the location, placement or size of the cutout.

8. SURFACES

TAILORED TO



IMAGE	CODE	DESCRIPTION	LIST	U/M
	CUTCFB	<p>BRUSHED TAILORED TO FINISHING SUITABLE FOR 12" X 12" UP TO 24" X 24" FIELD</p> <p>lead time: 14 days</p> <p>LABOR CHARGE ONLY; EXCLUSIVE OF MATERIAL</p> <p>TECH SPECS: 10% OVERAGE NEEDED</p>	1.0000 SF per PC	\$ 7.00 S/F
	CUTFCORD SPECIAL ORDER	<p>CORDUROY TAILORED TO FINISHING SUITABLE FOR 12" X 12" UP TO 24" X 24" FIELD</p> <p>lead time: 14 days</p> <p>LABOR CHARGE ONLY; EXCLUSIVE OF MATERIAL</p> <p>TECH SPECS: 10% OVERAGE NEEDED</p>	1.0000 SF per PC	\$ 19.00 S/F
	CUTCFH SPECIAL ORDER	<p>HONED TAILORED TO FINISHING SUITABLE FOR 12" X 12" UP TO 24" X 24" FIELD</p> <p>lead time: 14 days</p> <p>LABOR CHARGE ONLY; EXCLUSIVE OF MATERIAL</p> <p>TECH SPECS: 10% OVERAGE NEEDED</p>	1.0000 SF per PC	\$ 7.00 S/F
	CUTCFP SPECIAL ORDER	<p>POLISHED TAILORED TO FINISHING SUITABLE FOR 12" X 12" UP TO 24" X 24" FIELD</p> <p>lead time: 14 days</p> <p>LABOR CHARGE ONLY; EXCLUSIVE OF MATERIAL</p> <p>TECH SPECS: 10% OVERAGE NEEDED</p>	1.0000 SF per PC	\$ 8.00 S/F

BX (IN BOLD), SOLD IN FULL BOXES
TEAL, SPECIAL ORDER ITEMS
PURPLE, IN-HOUSE FABRICATION

 LOT PHOTO APPROVAL
 INSTALLATION GUIDELINES

 COMMODITY PRICING
 CUSTOM CUTTING



Cutting a Rug

A beautiful example of Chateau Danse used as carpet in a field of Calacatta Gold 12x12's – consider the skill and man-hours required to achieve this perfectly balanced installation!



This 'rug' represents 20-individual mosaic units (13-3/4" x 13-3/4" with many fine details). The installer would have to handle every unit – lay it out – mark it for cutting – transport back-and-forth to the wet-saw, thereby increasing the risk of breakage and cutting errors.

Artistic Tile is pleased to introduce a valuable service for you and your clients when faced with similarly challenging installations:

ARTCC00FMCP

The max carpet size is 4' x 8'.

The price includes the following:

- Layout based on customers measurements (unless a template/orientation is provided by client)
- Cutting of material
- Fill in of edge pieces
- Face tape of entire carpet
- Crating of carpet (the carpet will be shipped as a unit in 1 layer on a sheet of MDF lying flat)
- Standard lead time applies
- F.O.B. Secaucus, NJ
- Carpet Cutting is not available with stocked Jazz Glass Mosaics.
- Tailored To Jazz Club Water Jet patterns may be Carpet Cut.

No CAD or drawings are included in this price and are not part of this service.



Individual mosaic units are assembled on our waterjet machine. Layout based on measurements and/or template provided by client/installer/contractor – no site work by Artistic Tile is included in this service.



In this instance the installer provided template is placed over the assembled mosaic and adjustments are made as needed to ensure a balanced layout.



The waterjet machine is used to trim the edges. Cut pieces from one side are put in place on the opposite side – optimizing the use of the material.

The entire assembled rug is face-taped, placed on 1-layer of MDF and crated, lying flat.
F.O.B. Secaucus, NJ

◆ Special thanks to installer Colin Sherlow for sharing his photographs.
March 19, 2010

Cut To Size Stone / Porcelain



List of Actual Cut Sizes

MARKETED SIZE	APPROXIMATE ACTUAL SIZE	PACKING INFO
12" x 12"	11.56" X 11.56"	1 SF per PC
12" x 24"	11.56" X 23.18"	2 SF per PC
12" x 18"	11.56" X 17.38"	1.5 SF per PC
16" x 16"	15.50" X 15.50"	1.7 SF per PC
18" x 18"	17.38" X 17.38"	2.25 SF per PC
2" x 2"	1.9" X 1.9"	0.02 SF per PC
24" x 24"	23.18" X 23.18"	4 SF per PC
2" x 12"	1.90" x 11.56"	0.16 SF per PC
2" x 4"	1.9" X 3.82"	0.05 SF per PC
2" x 6"	1.9" X 5.77	0.083 SF per PC
2" x 8"	1.9" X 7.74"	0.11 SF per PC
3" x 3"	2.85" X 2.85"	0.625 SF per PC
3" x 12"	2.85" X 11.56"	0.25 SF per PC
3" x 24"	2.85" X 23.18"	0.5 SF per PC
3" x 36"	2.85" X 36.00"	0.75 SF per PC
3" x 6"	2.85" X 5.77"	0.125 SF per PC
4" x 4"	3.82" X 3.82"	0.11 SF per PC
4" x 12"	3.82" X 11.56"	0.33 SF per PC
4" x 16"	3.82" X 15.5"	0.44 SF per PC
4" x 24"	3.82" X 23.18"	0.67 SF per PC
4" x 32"	3.82" X 32"	0.89 per PC
4" x 6"	3.82" X 5.77"	0.167 SF per PC
4" x 8"	3.82" X 7.74"	0.22 SF per PC
6" x 6"	5.77" X 5.77"	0.25 SF per PC
6" x 12"	5.77" X 11.56"	0.5 SF per PC
6" x 18"	5.77" X 17.38"	0.75 SF per PC
6" x 24"	5.77" X 23.18"	1 SF per PC
6" x 36"	5.77" X 36.00"	1.5 SF per PC
8" x 8"	7.74" X 7.74"	0.44 SF per PC
8" x 16"	7.74" X 15.50"	0.88 SF per PC
8" x 12"	7.74" X 11.56"	0.67 SF per PC
8" x 24"	7.74" X 23.18"	1.33 SF per PC
8" x 32"	7.74" X 32"	1.78 SF per PC
9" x 9"	8.70" X 8.70"	0.5625 SF per PC
9" x 18"	8.70" X 17.38"	1.125 SF per PC
9" x 36"	8.70" X 36.00"	2.25 SF per PC

**** Please note we cannot polish/hone any item which is greater than 18" in 2 directions however brushed finish is available. Refinishing available for all sizes up to 18" x 18" ****

A PORCELAIN



Cut To Size Porcelain



PAGBEIH24

AGORA BEIGE HIGH HONED 24" X 24" X 3/8"
RECTIFIED FIELD TILE

TECH SPECS: PER TCNA GUIDELINES, RUNNING
BOND/BRICK JOINT PATTERNS TO BE SET WITH
A MAX. OFFSET OF 33% AND MIN. GROUT JOINT
OF 1/8", UNLESS OTHERWISE

SIZE	PACKING	HIGH HONED	N/A	N/A	UNITS
Stock/Uncut	*stocked finish	\$9.50			SF
12 x 12	1 SF per PC	\$16.94			SF
12 x 24	2 SF per PC	\$16.62			SF
12 x 18	1.5 SF per PC				SF
16 x 16	1.7 SF per PC				SF
18 x 18	2.25 SF per PC				SF
2 x 2	0.02 SF per PC				SF
24 x 24	4 SF per PC				SF
2 x 12	0.16 SF per PC				SF
2 x 4	0.05 SF per PC				SF
2 x 6	0.083 SF per PC				SF
2 x 8	0.11 SF per PC				SF
3 x 3	0.625 SF per PC	\$20.97			SF
3 x 12	0.25 SF per PC	\$19.13			SF
3 x 24	0.5 SF per PC	\$19.13			SF
3 x 36	0.75 SF per PC				SF
3 x 6	0.125 SF per PC	\$19.77			SF
4 x 4	0.11 SF per PC	\$19.13			SF
4 x 12	0.33 SF per PC	\$17.87			SF
4 x 16	0.44 SF per PC				SF
4 x 24	0.67 SF per PC	\$17.87			SF
4 x 6	0.167 SF per PC	\$19.77			SF
4 x 8	0.22 SF per PC	\$19.02			SF
6 x 6	0.25 SF per PC	\$18.52			SF
6 x 12	0.5 SF per PC	\$16.62			SF
6 x 18	0.75 SF per PC				SF
6 x 24	1 SF per PC	\$16.62			SF
6 x 36	1.5 SF per PC				SF
8 x 8	0.44 SF per PC	\$17.22			SF
8 x 16	0.88 SF per PC				SF
8 x 12	0.67 SF per PC	\$16.62			SF
8 x 24	1.33 SF per PC	\$16.62			SF
9 x 9	0.5625 SF per PC				SF
9 x 18	1.125 SF per PC				SF
9 x 36	2.25 SF per PC				SF
4" Hexagon	0.11 SF per PC				SF
4x7 Rhombo	0.19 SF per PC				SF
CUTASHLAR	4 SF per PC				SF
2x12 Chevron	0.13 SF per PC				SF
4x16 Chevron	0.36 SF per PC				SF
6x24 Chevron	0.83 SF per PC				SF



COMMODITY PRICING


BX (IN BOLD), SOLD IN FULL BOXES

TEAL, SPECIAL ORDER ITEMS

PURPLE, IN-HOUSE FABRICATION

A PORCELAIN

Cut To Size Porcelain



PAGDGRYH24

AGORA DARK GREY HIGH HONED 24" X 24" X 3/8"
RECTIFIED FIELD TILE

TECH SPECS: PER TCNA GUIDELINES, RUNNING
BOND/BRICK JOINT PATTERNS TO BE SET WITH
A MAX. OFFSET OF 33% AND MIN. GROUT JOINT
OF 1/8", UNLESS OTHERWISE

SIZE	PACKING	HIGH HONED	N/A	N/A	UNITS
Stock/Uncut	*stocked finish	\$9.50			SF
12 x 12	1 SF per PC	\$16.94			SF
12 x 24	2 SF per PC	\$16.62			SF
12 x 18	1.5 SF per PC				SF
16 x 16	1.7 SF per PC				SF
18 x 18	2.25 SF per PC				SF
2 x 2	0.02 SF per PC				SF
24 x 24	4 SF per PC				SF
2 x 12	0.16 SF per PC				SF
2 x 4	0.05 SF per PC				SF
2 x 6	0.083 SF per PC				SF
2 x 8	0.11 SF per PC				SF
3 x 3	0.625 SF per PC	\$20.97			SF
3 x 12	0.25 SF per PC	\$19.13			SF
3 x 24	0.5 SF per PC	\$19.13			SF
3 x 36	0.75 SF per PC				SF
3 x 6	0.125 SF per PC	\$19.77			SF
4 x 4	0.11 SF per PC	\$19.13			SF
4 x 12	0.33 SF per PC	\$17.87			SF
4 x 16	0.44 SF per PC				SF
4 x 24	0.67 SF per PC	\$17.87			SF
4 x 6	0.167 SF per PC	\$19.77			SF
4 x 8	0.22 SF per PC	\$19.02			SF
6 x 6	0.25 SF per PC	\$18.52			SF
6 x 12	0.5 SF per PC	\$16.62			SF
6 x 18	0.75 SF per PC				SF
6 x 24	1 SF per PC	\$16.62			SF
6 x 36	1.5 SF per PC				SF
8 x 8	0.44 SF per PC	\$17.22			SF
8 x 16	0.88 SF per PC				SF
8 x 12	0.67 SF per PC	\$16.62			SF
8 x 24	1.33 SF per PC	\$16.62			SF
9 x 9	0.5625 SF per PC				SF
9 x 18	1.125 SF per PC				SF
9 x 36	2.25 SF per PC				SF
4" Hexagon	0.11 SF per PC				SF
4x7 Rhombo	0.19 SF per PC				SF
CUTASHLAR	4 SF per PC				SF
2x12 Chevron	0.13 SF per PC				SF
4x16 Chevron	0.36 SF per PC				SF
6x24 Chevron	0.83 SF per PC				SF



COMMODITY PRICING

BX (IN BOLD), SOLD IN FULL BOXES

TEAL, SPECIAL ORDER ITEMS

PURPLE, IN-HOUSE FABRICATION

A PORCELAIN

Cut To Size Porcelain



PAGGRYH24

AGORA GREY HIGH HONED 24" X 24" X 3/8"
RECTIFIED FIELD TILE

TECH SPECS: PER TCNA GUIDELINES, RUNNING
BOND/BRICK JOINT PATTERNS TO BE SET WITH
A MAX. OFFSET OF 33% AND MIN. GROUT JOINT
OF 1/8", UNLESS OTHERWISE

SIZE	PACKING	HIGH HONED	N/A	N/A	UNITS
Stock/Uncut	<i>*stocked finish</i>	\$9.50			SF
12 x 12	1 SF per PC	\$16.94			SF
12 x 24	2 SF per PC	\$16.62			SF
12 x 18	1.5 SF per PC				SF
16 x 16	1.7 SF per PC				SF
18 x 18	2.25 SF per PC				SF
2 x 2	0.02 SF per PC				SF
24 x 24	4 SF per PC				SF
2 x 12	0.16 SF per PC				SF
2 x 4	0.05 SF per PC				SF
2 x 6	0.083 SF per PC				SF
2 x 8	0.11 SF per PC				SF
3 x 3	0.625 SF per PC	\$20.97			SF
3 x 12	0.25 SF per PC	\$19.13			SF
3 x 24	0.5 SF per PC	\$19.13			SF
3 x 36	0.75 SF per PC				SF
3 x 6	0.125 SF per PC	\$19.77			SF
4 x 4	0.11 SF per PC	\$19.13			SF
4 x 12	0.33 SF per PC	\$17.87			SF
4 x 16	0.44 SF per PC				SF
4 x 24	0.67 SF per PC	\$17.87			SF
4 x 6	0.167 SF per PC	\$19.77			SF
4 x 8	0.22 SF per PC	\$19.02			SF
6 x 6	0.25 SF per PC	\$18.52			SF
6 x 12	0.5 SF per PC	\$16.62			SF
6 x 18	0.75 SF per PC				SF
6 x 24	1 SF per PC	\$16.62			SF
6 x 36	1.5 SF per PC				SF
8 x 8	0.44 SF per PC	\$17.22			SF
8 x 16	0.88 SF per PC				SF
8 x 12	0.67 SF per PC	\$16.62			SF
8 x 24	1.33 SF per PC	\$16.62			SF
9 x 9	0.5625 SF per PC				SF
9 x 18	1.125 SF per PC				SF
9 x 36	2.25 SF per PC				SF
4" Hexagon	0.11 SF per PC				SF
4x7 Rhombo	0.19 SF per PC				SF
CUTASHLAR	4 SF per PC				SF
2x12 Chevron	0.13 SF per PC				SF
4x16 Chevron	0.36 SF per PC				SF
6x24 Chevron	0.83 SF per PC				SF



COMMODITY PRICING

BX (IN BOLD), SOLD IN FULL BOXES

TEAL, SPECIAL ORDER ITEMS

PURPLE, IN-HOUSE FABRICATION

A PORCELAIN



Cut To Size Porcelain



PALLAP1632

ALLORA POLISHED 16" X 32" X 3/8" RECTIFIED
FIELD TILE

NUMBER OF FACES 24

TECH SPECS: PER TCNA GUIDELINES, RUNNING
BOND/BRICK JOINT PATTERNS TO BE SET WITH
A MAX. OFFSET OF 33% AND MIN. GROUT JOINT
OF 1/8", UNLESS OTHERWISE

SIZE	PACKING	POLISHED	N/A	N/A	UNITS
Stock/Uncut	<i>*stocked finish</i>	\$13.00			SF
12 x 12	1 SF per PC				SF
12 x 24	2 SF per PC				SF
12 x 18	1.5 SF per PC				SF
16 x 16	1.7 SF per PC	\$21.57			SF
18 x 18	2.25 SF per PC				SF
2 x 2	0.02 SF per PC	\$27.40			SF
24 x 24	4 SF per PC				SF
2 x 12	0.16 SF per PC				SF
2 x 4	0.05 SF per PC	\$26.38			SF
2 x 6	0.083 SF per PC				SF
2 x 8	0.11 SF per PC	\$26.38			SF
3 x 3	0.625 SF per PC				SF
3 x 12	0.25 SF per PC				SF
3 x 24	0.5 SF per PC				SF
3 x 36	0.75 SF per PC				SF
3 x 6	0.125 SF per PC				SF
4 x 4	0.11 SF per PC	\$24.00			SF
4 x 12	0.33 SF per PC				SF
4 x 16	0.44 SF per PC	\$24.00			SF
4 x 24	0.67 SF per PC				SF
4 x 6	0.167 SF per PC				SF
4 x 8	0.22 SF per PC	\$23.88			SF
6 x 6	0.25 SF per PC				SF
6 x 12	0.5 SF per PC				SF
6 x 18	0.75 SF per PC				SF
6 x 24	1 SF per PC				SF
6 x 36	1.5 SF per PC				SF
8 x 8	0.44 SF per PC	\$21.57			SF
8 x 16	0.88 SF per PC	\$23.88			SF
8 x 12	0.67 SF per PC				SF
8 x 24	1.33 SF per PC				SF
9 x 9	0.5625 SF per PC				SF
9 x 18	1.125 SF per PC				SF
9 x 36	2.25 SF per PC				SF
4" Hexagon	0.11 SF per PC				SF
4x7 Rhombo	0.19 SF per PC				SF
CUTASHLAR	4 SF per PC				SF
2x12 Chevron	0.13 SF per PC				SF
4x16 Chevron	0.36 SF per PC				SF
6x24 Chevron	0.83 SF per PC				SF



COMMODITY PRICING

BX (IN BOLD), SOLD IN FULL BOXES

TEAL, SPECIAL ORDER ITEMS

PURPLE, IN-HOUSE FABRICATION

A PORCELAIN



Cut To Size Porcelain

SIZE	PACKING	POLISHED	N/A	N/A	UNITS
Stock/Uncut	<i>*stocked finish</i>	\$13.50			SF
12 x 12	1 SF per PC	\$20.62			SF
12 x 24	2 SF per PC				SF
12 x 18	1.5 SF per PC				SF
16 x 16	1.7 SF per PC				SF
18 x 18	2.25 SF per PC				SF
2 x 2	0.02 SF per PC				SF
24 x 24	4 SF per PC				SF
2 x 12	0.16 SF per PC				SF
2 x 4	0.05 SF per PC				SF
2 x 6	0.083 SF per PC				SF
2 x 8	0.11 SF per PC				SF
3 x 3	0.625 SF per PC				SF
3 x 12	0.25 SF per PC				SF
3 x 24	0.5 SF per PC				SF
3 x 36	0.75 SF per PC				SF
3 x 6	0.125 SF per PC				SF
4 x 4	0.11 SF per PC				SF
4 x 12	0.33 SF per PC				SF
4 x 16	0.44 SF per PC				SF
4 x 24	0.67 SF per PC				SF
4 x 6	0.167 SF per PC				SF
4 x 8	0.22 SF per PC				SF
6 x 6	0.25 SF per PC	\$21.84			SF
6 x 12	0.5 SF per PC	\$19.94			SF
6 x 18	0.75 SF per PC				SF
6 x 24	1 SF per PC	\$19.94			SF
6 x 36	1.5 SF per PC				SF
8 x 8	0.44 SF per PC				SF
8 x 16	0.88 SF per PC				SF
8 x 12	0.67 SF per PC	\$19.94			SF
8 x 24	1.33 SF per PC				SF
9 x 9	0.5625 SF per PC				SF
9 x 18	1.125 SF per PC				SF
9 x 36	2.25 SF per PC				SF
4" Hexagon	0.11 SF per PC				SF
4x7 Rhombo	0.19 SF per PC				SF
CUTASHLAR	4 SF per PC				SF
2x12 Chevron	0.13 SF per PC				SF
4x16 Chevron	0.36 SF per PC				SF
6x24 Chevron	0.83 SF per PC				SF

PCARP1224

ARCTIC WHITE 12 X 24 X 1/2 POLISHED FIELD

double pressed porcelain, top layer is white, bottom layer is beige, glazed, polished and rectified; can not be custom cut smaller than 6x6

TECH SPECS: astm c-1028 scof test data available; per tcna guidelines, running bond/brick joint patterns to be set with a max. offset of 33% and min. grout joint of 1/8" unless otherwise approved by owner



COMMODITY PRICING


BX (IN BOLD), SOLD IN FULL BOXES

TEAL, SPECIAL ORDER ITEMS

PURPLE, IN-HOUSE FABRICATION

A PORCELAIN

Cut To Size Porcelain



PCARP24

ARCTIC WHITE 24 X 24 X 1/2 POLISHED FIELD

double pressed porcelain, top layer is white, bottom layer is beige, glazed, polished and rectified; can not be custom cut smaller than 6x6

TECH SPECS: astm c-1028 scof test data available: per tcna guidelines, running bond/brick joint patterns to be set with a max. offset of 33% and min. grout joint of 1/8" unless otherwise approved by owner

SIZE	PACKING	POLISHED	N/A	N/A	UNITS
Stock/Uncut	*stocked finish	\$12.25			SF
12 x 12	1 SF per PC	\$19.21			SF
12 x 24	2 SF per PC	\$18.80			SF
12 x 18	1.5 SF per PC				SF
16 x 16	1.7 SF per PC				SF
18 x 18	2.25 SF per PC				SF
2 x 2	0.02 SF per PC				SF
24 x 24	4 SF per PC				SF
2 x 12	0.16 SF per PC				SF
2 x 4	0.05 SF per PC				SF
2 x 6	0.083 SF per PC				SF
2 x 8	0.11 SF per PC				SF
3 x 3	0.625 SF per PC				SF
3 x 12	0.25 SF per PC				SF
3 x 24	0.5 SF per PC				SF
3 x 36	0.75 SF per PC				SF
3 x 6	0.125 SF per PC				SF
4 x 4	0.11 SF per PC				SF
4 x 12	0.33 SF per PC				SF
4 x 16	0.44 SF per PC				SF
4 x 24	0.67 SF per PC				SF
4 x 6	0.167 SF per PC				SF
4 x 8	0.22 SF per PC				SF
6 x 6	0.25 SF per PC	\$20.70			SF
6 x 12	0.5 SF per PC	\$18.80			SF
6 x 18	0.75 SF per PC				SF
6 x 24	1 SF per PC	\$18.80			SF
6 x 36	1.5 SF per PC				SF
8 x 8	0.44 SF per PC	\$19.40			SF
8 x 16	0.88 SF per PC				SF
8 x 12	0.67 SF per PC	\$18.80			SF
8 x 24	1.33 SF per PC	\$18.80			SF
9 x 9	0.5625 SF per PC				SF
9 x 18	1.125 SF per PC				SF
9 x 36	2.25 SF per PC				SF
4" Hexagon	0.11 SF per PC				SF
4x7 Rhombo	0.19 SF per PC				SF
CUTASHLAR	4 SF per PC				SF
2x12 Chevron	0.13 SF per PC				SF
4x16 Chevron	0.36 SF per PC				SF
6x24 Chevron	0.83 SF per PC				SF



COMMODITY PRICING

BX (IN BOLD), SOLD IN FULL BOXES

TEAL, SPECIAL ORDER ITEMS

PURPLE, IN-HOUSE FABRICATION

B PORCELAIN



Cut To Size Porcelain



PBBMT32

BALKAN BEIGE MATTE 31-1/2" X 31-1/2" X 3/8"
RECTIFIED FIELD TILE

TECH SPECS: astm c-1028 scof and dcof acutest test
data available: per tcna guidelines, running bond/
brick joint patterns to be set with a max. offset of 33%
and min. grout joint of 1/8", unless otherwise
approved by owner

SIZE	PACKING	MATTE	N/A	N/A	UNITS
Stock/Uncut	*stocked finish	\$10.50			SF
12 x 12	1 SF per PC				SF
12 x 24	2 SF per PC				SF
12 x 18	1.5 SF per PC				SF
16 x 16	1.7 SF per PC	\$14.25			SF
18 x 18	2.25 SF per PC				SF
2 x 2	0.02 SF per PC				SF
24 x 24	4 SF per PC				SF
2 x 12	0.16 SF per PC				SF
2 x 4	0.05 SF per PC				SF
2 x 6	0.083 SF per PC				SF
2 x 8	0.11 SF per PC				SF
3 x 3	0.625 SF per PC				SF
3 x 12	0.25 SF per PC				SF
3 x 24	0.5 SF per PC				SF
3 x 36	0.75 SF per PC				SF
3 x 6	0.125 SF per PC				SF
4 x 4	0.11 SF per PC	\$17.35			SF
4 x 12	0.33 SF per PC				SF
4 x 16	0.44 SF per PC	\$17.35			SF
4 x 24	0.67 SF per PC				SF
4 x 6	0.167 SF per PC				SF
4 x 8	0.22 SF per PC	\$17.35			SF
6 x 6	0.25 SF per PC				SF
6 x 12	0.5 SF per PC				SF
6 x 18	0.75 SF per PC				SF
6 x 24	1 SF per PC				SF
6 x 36	1.5 SF per PC				SF
8 x 8	0.44 SF per PC	\$16.75			SF
8 x 16	0.88 SF per PC	\$14.85			SF
8 x 12	0.67 SF per PC				SF
8 x 24	1.33 SF per PC				SF
9 x 9	0.5625 SF per PC				SF
9 x 18	1.125 SF per PC				SF
9 x 36	2.25 SF per PC				SF
4" Hexagon	0.11 SF per PC				SF
4x7 Rhombo	0.19 SF per PC				SF
CUTASHLAR	4 SF per PC				SF
2x12 Chevron	0.13 SF per PC				SF
4x16 Chevron	0.36 SF per PC				SF
6x24 Chevron	0.83 SF per PC				SF



COMMODITY PRICING

BX (IN BOLD), SOLD IN FULL BOXES

TEAL, SPECIAL ORDER ITEMS

PURPLE, IN-HOUSE FABRICATION

B PORCELAIN



Cut To Size Porcelain



PBELGM30

BELGIUM BLUE MATTE 30" X 30" X 3/8"
FIELD TILE

TECH SPECS: PER TCNA GUIDELINES, RUNNING BOND/BRICK JOINT PATTERNS TO BE SET WITH A MAX. OFFSET OF 33% AND MIN. GROUT JOINT OF 1/16", UNLESS OTHERWISE APPROVED BY OWNER.

SIZE	PACKING	MATTE	N/A	N/A	UNITS
Stock/Uncut	*stocked finish	\$9.00			SF
12 x 12	1 SF per PC				SF
12 x 24	2 SF per PC				SF
12 x 18	1.5 SF per PC				SF
16 x 16	1.7 SF per PC				SF
18 x 18	2.25 SF per PC				SF
2 x 2	0.02 SF per PC				SF
24 x 24	4 SF per PC				SF
2 x 12	0.16 SF per PC				SF
2 x 4	0.05 SF per PC				SF
2 x 6	0.083 SF per PC				SF
2 x 8	0.11 SF per PC				SF
3 x 3	0.625 SF per PC	\$19.17			SF
3 x 12	0.25 SF per PC				SF
3 x 24	0.5 SF per PC				SF
3 x 36	0.75 SF per PC				SF
3 x 6	0.125 SF per PC	\$17.97			SF
4 x 4	0.11 SF per PC				SF
4 x 12	0.33 SF per PC				SF
4 x 16	0.44 SF per PC				SF
4 x 24	0.67 SF per PC				SF
4 x 6	0.167 SF per PC				SF
4 x 8	0.22 SF per PC				SF
6 x 6	0.25 SF per PC	\$16.72			SF
6 x 12	0.5 SF per PC				SF
6 x 18	0.75 SF per PC				SF
6 x 24	1 SF per PC				SF
6 x 36	1.5 SF per PC				SF
8 x 8	0.44 SF per PC				SF
8 x 16	0.88 SF per PC				SF
8 x 12	0.67 SF per PC				SF
8 x 24	1.33 SF per PC				SF
9 x 9	0.5625 SF per PC				SF
9 x 18	1.125 SF per PC				SF
9 x 36	2.25 SF per PC				SF
4" Hexagon	0.11 SF per PC				SF
4x7 Rhombo	0.19 SF per PC				SF
CUTASHLAR	4 SF per PC				SF
2x12 Chevron	0.13 SF per PC				SF
4x16 Chevron	0.36 SF per PC				SF
6x24 Chevron	0.83 SF per PC				SF



COMMODITY PRICING

BX (IN BOLD), SOLD IN FULL BOXES

TEAL, SPECIAL ORDER ITEMS

PURPLE, IN-HOUSE FABRICATION

B PORCELAIN



Cut To Size Porcelain



PBSNI1224

NICKEL BRUSH STROKE 12 X 24 X 3/8 TEXTURED
FIELD

rectified

TECH SPECS: astm c-1028 scof and dcof acutest test
data available: per tcna guidelines, running bond/
brick joint patterns to be set with a max. offset of 33%
and min. grout joint of 1/8", unless otherwise
approved by owner

SIZE	PACKING	TEXTURED	N/A	N/A	UNITS
Stock/Uncut	*stocked finish	\$7.50			SF
12 x 12	1 SF per PC	\$12.39			SF
12 x 24	2 SF per PC				SF
12 x 18	1.5 SF per PC				SF
16 x 16	1.7 SF per PC				SF
18 x 18	2.25 SF per PC				SF
2 x 2	0.02 SF per PC				SF
24 x 24	4 SF per PC				SF
2 x 12	0.16 SF per PC				SF
2 x 4	0.05 SF per PC				SF
2 x 6	0.083 SF per PC				SF
2 x 8	0.11 SF per PC				SF
3 x 3	0.625 SF per PC	\$16.75			SF
3 x 12	0.25 SF per PC	\$14.90			SF
3 x 24	0.5 SF per PC	\$14.90			SF
3 x 36	0.75 SF per PC				SF
3 x 6	0.125 SF per PC	\$15.55			SF
4 x 4	0.11 SF per PC	\$14.90			SF
4 x 12	0.33 SF per PC	\$13.65			SF
4 x 16	0.44 SF per PC				SF
4 x 24	0.67 SF per PC	\$13.65			SF
4 x 6	0.167 SF per PC	\$15.55			SF
4 x 8	0.22 SF per PC	\$14.81			SF
6 x 6	0.25 SF per PC	\$14.30			SF
6 x 12	0.5 SF per PC	\$12.40			SF
6 x 18	0.75 SF per PC				SF
6 x 24	1 SF per PC	\$12.40			SF
6 x 36	1.5 SF per PC				SF
8 x 8	0.44 SF per PC				SF
8 x 16	0.88 SF per PC				SF
8 x 12	0.67 SF per PC				SF
8 x 24	1.33 SF per PC				SF
9 x 9	0.5625 SF per PC				SF
9 x 18	1.125 SF per PC				SF
9 x 36	2.25 SF per PC				SF
4" Hexagon	0.11 SF per PC				SF
4x7 Rhombo	0.19 SF per PC				SF
CUTASHLAR	4 SF per PC				SF
2x12 Chevron	0.13 SF per PC				SF
4x16 Chevron	0.36 SF per PC				SF
6x24 Chevron	0.83 SF per PC				SF



COMMODITY PRICING

BX (IN BOLD), SOLD IN FULL BOXES

TEAL, SPECIAL ORDER ITEMS

PURPLE, IN-HOUSE FABRICATION

B PORCELAIN



Cut To Size Porcelain



PBSOY1224

OYSTER BRUSH STROKE 12 X 24 X 3/8 TEXTURED
FIELD

rectified

TECH SPECS: astm c-1028 scof and dcof acutest test
dataavailable: per tcna guidelines, running bond/
brick joint patterns to be set with a max. offset of 33%
and min. grout joint of 1/8", unless otherwise
approved by owner

SIZE	PACKING	TEXTURED	N/A	N/A	UNITS
Stock/Uncut	*stocked finish	\$7.50			SF
12 x 12	1 SF per PC	\$12.39			SF
12 x 24	2 SF per PC				SF
12 x 18	1.5 SF per PC				SF
16 x 16	1.7 SF per PC				SF
18 x 18	2.25 SF per PC				SF
2 x 2	0.02 SF per PC				SF
24 x 24	4 SF per PC				SF
2 x 12	0.16 SF per PC				SF
2 x 4	0.05 SF per PC				SF
2 x 6	0.083 SF per PC				SF
2 x 8	0.11 SF per PC				SF
3 x 3	0.625 SF per PC	\$16.75			SF
3 x 12	0.25 SF per PC	\$14.90			SF
3 x 24	0.5 SF per PC	\$14.90			SF
3 x 36	0.75 SF per PC				SF
3 x 6	0.125 SF per PC	\$15.55			SF
4 x 4	0.11 SF per PC	\$14.90			SF
4 x 12	0.33 SF per PC	\$13.65			SF
4 x 16	0.44 SF per PC				SF
4 x 24	0.67 SF per PC	\$13.65			SF
4 x 6	0.167 SF per PC	\$15.55			SF
4 x 8	0.22 SF per PC	\$14.81			SF
6 x 6	0.25 SF per PC	\$14.30			SF
6 x 12	0.5 SF per PC	\$12.40			SF
6 x 18	0.75 SF per PC				SF
6 x 24	1 SF per PC	\$12.40			SF
6 x 36	1.5 SF per PC				SF
8 x 8	0.44 SF per PC				SF
8 x 16	0.88 SF per PC				SF
8 x 12	0.67 SF per PC				SF
8 x 24	1.33 SF per PC				SF
9 x 9	0.5625 SF per PC				SF
9 x 18	1.125 SF per PC				SF
9 x 36	2.25 SF per PC				SF
4" Hexagon	0.11 SF per PC				SF
4x7 Rhombo	0.19 SF per PC				SF
CUTASHLAR	4 SF per PC				SF
2x12 Chevron	0.13 SF per PC				SF
4x16 Chevron	0.36 SF per PC				SF
6x24 Chevron	0.83 SF per PC				SF



COMMODITY PRICING

BX (IN BOLD), SOLD IN FULL BOXES

TEAL, SPECIAL ORDER ITEMS

PURPLE, IN-HOUSE FABRICATION

C PORCELAIN



Cut To Size Porcelain



PCALMODP24

CALACATTA MODENA POLISHED 24" X 24" X 3/8"
RECTIFIED FIELD TILE

TECH SPECS: PER TCNA GUIDELINES, RUNNING
BOND/BRICK JOINT PATTERNS TO BE SET WITH
A MAX. OFFSET OF 33% AND MIN. GROUT JOINT
OF 1/8", UNLESS OTHERWISE APPROVED BY
OWNER.

SIZE	PACKING	POLISHED	N/A	N/A	UNITS
Stock/Uncut	*stocked finish	\$11.50			SF
12 x 12	1 SF per PC	\$19.82			SF
12 x 24	2 SF per PC	\$19.26			SF
12 x 18	1.5 SF per PC				SF
16 x 16	1.7 SF per PC				SF
18 x 18	2.25 SF per PC				SF
2 x 2	0.02 SF per PC				SF
24 x 24	4 SF per PC				SF
2 x 12	0.16 SF per PC				SF
2 x 4	0.05 SF per PC				SF
2 x 6	0.083 SF per PC				SF
2 x 8	0.11 SF per PC				SF
3 x 3	0.625 SF per PC	\$23.61			SF
3 x 12	0.25 SF per PC	\$21.77			SF
3 x 24	0.5 SF per PC	\$21.77			SF
3 x 36	0.75 SF per PC				SF
3 x 6	0.125 SF per PC	\$22.41			SF
4 x 4	0.11 SF per PC	\$21.77			SF
4 x 12	0.33 SF per PC	\$20.51			SF
4 x 16	0.44 SF per PC				SF
4 x 24	0.67 SF per PC	\$20.51			SF
4 x 6	0.167 SF per PC	\$22.41			SF
4 x 8	0.22 SF per PC	\$21.66			SF
6 x 6	0.25 SF per PC	\$21.16			SF
6 x 12	0.5 SF per PC	\$19.26			SF
6 x 18	0.75 SF per PC				SF
6 x 24	1 SF per PC	\$19.26			SF
6 x 36	1.5 SF per PC				SF
8 x 8	0.44 SF per PC	\$19.86			SF
8 x 16	0.88 SF per PC				SF
8 x 12	0.67 SF per PC	\$19.26			SF
8 x 24	1.33 SF per PC	\$19.26			SF
9 x 9	0.5625 SF per PC				SF
9 x 18	1.125 SF per PC				SF
9 x 36	2.25 SF per PC				SF
4" Hexagon	0.11 SF per PC				SF
4x7 Rhombo	0.19 SF per PC				SF
CUTASHLAR	4 SF per PC				SF
2x12 Chevron	0.13 SF per PC				SF
4x16 Chevron	0.36 SF per PC				SF
6x24 Chevron	0.83 SF per PC				SF



COMMODITY PRICING

BX (IN BOLD), SOLD IN FULL BOXES

TEAL, SPECIAL ORDER ITEMS

PURPLE, IN-HOUSE FABRICATION

C PORCELAIN

Cut To Size Porcelain



PCALMODM24

CALACATTA MODENA MATTE 24" X 24" X 3/8"
RECTIFIED FIELD TILE

TECH SPECS: PER TCNA GUIDELINES, RUNNING
BOND /BRICK JOINT PATTERNS TO BE SET WITH
A MAX. OFFSET OF 33% AND MIN. GROUT JOINT
OF 1/8", UNLESS OTHERWISE APPROVED BY
OWNER.

SIZE	PACKING	MATTE	N/A	N/A	UNITS
Stock/Uncut	<i>*stocked finish</i>	\$9.00			SF
12 x 12	1 SF per PC	\$16.30			SF
12 x 24	2 SF per PC	\$16.00			SF
12 x 18	1.5 SF per PC				SF
16 x 16	1.7 SF per PC				SF
18 x 18	2.25 SF per PC				SF
2 x 2	0.02 SF per PC				SF
24 x 24	4 SF per PC				SF
2 x 12	0.16 SF per PC				SF
2 x 4	0.05 SF per PC				SF
2 x 6	0.083 SF per PC				SF
2 x 8	0.11 SF per PC				SF
3 x 3	0.625 SF per PC	\$20.35			SF
3 x 12	0.25 SF per PC	\$18.51			SF
3 x 24	0.5 SF per PC	\$18.51			SF
3 x 36	0.75 SF per PC				SF
3 x 6	0.125 SF per PC	\$19.15			SF
4 x 4	0.11 SF per PC	\$18.51			SF
4 x 12	0.33 SF per PC	\$17.25			SF
4 x 16	0.44 SF per PC				SF
4 x 24	0.67 SF per PC	\$17.25			SF
4 x 6	0.167 SF per PC	\$19.15			SF
4 x 8	0.22 SF per PC	\$18.40			SF
6 x 6	0.25 SF per PC	\$17.90			SF
6 x 12	0.5 SF per PC	\$16.00			SF
6 x 18	0.75 SF per PC				SF
6 x 24	1 SF per PC	\$16.00			SF
6 x 36	1.5 SF per PC				SF
8 x 8	0.44 SF per PC	\$16.60			SF
8 x 16	0.88 SF per PC				SF
8 x 12	0.67 SF per PC	\$16.00			SF
8 x 24	1.33 SF per PC	\$16.00			SF
9 x 9	0.5625 SF per PC				SF
9 x 18	1.125 SF per PC				SF
9 x 36	2.25 SF per PC				SF
4" Hexagon	0.11 SF per PC				SF
4x7 Rhombo	0.19 SF per PC				SF
CUTASHLAR	4 SF per PC				SF
2x12 Chevron	0.13 SF per PC				SF
4x16 Chevron	0.36 SF per PC				SF
6x24 Chevron	0.83 SF per PC				SF



COMMODITY PRICING

BX (IN BOLD), SOLD IN FULL BOXES

TEAL, SPECIAL ORDER ITEMS

PURPLE, IN-HOUSE FABRICATION

C PORCELAIN

Cut To Size Porcelain



PCALMODT24

CALACATTA MODENA TEXTURED 24" X 24" X 3/8"
RECTIFIED FIELD TILE

TECH SPECS: DCOF ACUTEST >0.42

TECH SPECS: PER TCNA GUIDELINES, RUNNING
BOND/BRICK JOINT PATTERNS TO BE SET WITH
A MAX. OFFSET OF 33% AND MIN. GROUT JOINT
OF 1/8", UNLESS OTHERWISE APPROVED BY
OWNER.

SIZE	PACKING	TEXTURED	N/A	N/A	UNITS
Stock/Uncut	*stocked finish	\$9.00			SF
12 x 12	1 SF per PC	\$16.30			SF
12 x 24	2 SF per PC	\$16.00			SF
12 x 18	1.5 SF per PC				SF
16 x 16	1.7 SF per PC				SF
18 x 18	2.25 SF per PC				SF
2 x 2	0.02 SF per PC				SF
24 x 24	4 SF per PC				SF
2 x 12	0.16 SF per PC				SF
2 x 4	0.05 SF per PC				SF
2 x 6	0.083 SF per PC				SF
2 x 8	0.11 SF per PC				SF
3 x 3	0.625 SF per PC	\$20.35			SF
3 x 12	0.25 SF per PC	\$18.51			SF
3 x 24	0.5 SF per PC	\$18.51			SF
3 x 36	0.75 SF per PC				SF
3 x 6	0.125 SF per PC	\$19.15			SF
4 x 4	0.11 SF per PC	\$18.51			SF
4 x 12	0.33 SF per PC	\$17.25			SF
4 x 16	0.44 SF per PC				SF
4 x 24	0.67 SF per PC	\$17.25			SF
4 x 6	0.167 SF per PC	\$19.15			SF
4 x 8	0.22 SF per PC	\$18.40			SF
6 x 6	0.25 SF per PC	\$17.90			SF
6 x 12	0.5 SF per PC	\$16.00			SF
6 x 18	0.75 SF per PC				SF
6 x 24	1 SF per PC	\$16.00			SF
6 x 36	1.5 SF per PC				SF
8 x 8	0.44 SF per PC	\$16.60			SF
8 x 16	0.88 SF per PC				SF
8 x 12	0.67 SF per PC	\$16.00			SF
8 x 24	1.33 SF per PC	\$16.00			SF
9 x 9	0.5625 SF per PC				SF
9 x 18	1.125 SF per PC				SF
9 x 36	2.25 SF per PC				SF
4" Hexagon	0.11 SF per PC				SF
4x7 Rhombo	0.19 SF per PC				SF
CUTASHLAR	4 SF per PC				SF
2x12 Chevron	0.13 SF per PC				SF
4x16 Chevron	0.36 SF per PC				SF
6x24 Chevron	0.83 SF per PC				SF



COMMODITY PRICING

BX (IN BOLD), SOLD IN FULL BOXES

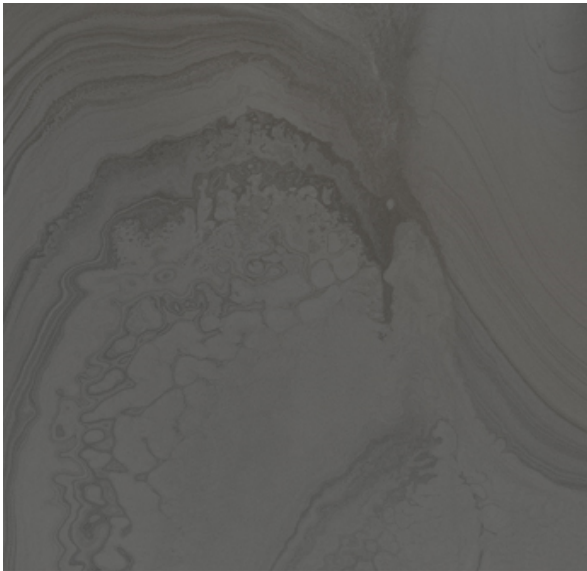
TEAL, SPECIAL ORDER ITEMS

PURPLE, IN-HOUSE FABRICATION

C PORCELAIN



Cut To Size Porcelain



PCANDK30

CANYON DARK MATTE 30" X 30" X 3/8"
RECTIFIED FIELD TILE

TECH SPECS: DCOF ACUTEST - 0.49,0.50, 0.52
PER TCNA GUIDELINES, RUNNING BOND/BRICK
JOINT PATTERNS TO BE SET WITH A MAX. OFFSET
OF 33% AND MIN. GROUT JOINT OF 1/8", UNLESS
OTHERWISE APPROVED BY OWNER

SIZE	PACKING	MATTE	N/A	N/A	UNITS
Stock/Uncut	*stocked finish	\$10.00			SF
12 x 12	1 SF per PC				SF
12 x 24	2 SF per PC				SF
12 x 18	1.5 SF per PC				SF
16 x 16	1.7 SF per PC				SF
18 x 18	2.25 SF per PC				SF
2 x 2	0.02 SF per PC				SF
24 x 24	4 SF per PC				SF
2 x 12	0.16 SF per PC				SF
2 x 4	0.05 SF per PC				SF
2 x 6	0.083 SF per PC				SF
2 x 8	0.11 SF per PC				SF
3 x 3	0.625 SF per PC	\$20.31			SF
3 x 12	0.25 SF per PC				SF
3 x 24	0.5 SF per PC				SF
3 x 36	0.75 SF per PC				SF
3 x 6	0.125 SF per PC	\$19.11			SF
4 x 4	0.11 SF per PC				SF
4 x 12	0.33 SF per PC				SF
4 x 16	0.44 SF per PC				SF
4 x 24	0.67 SF per PC				SF
4 x 6	0.167 SF per PC				SF
4 x 8	0.22 SF per PC				SF
6 x 6	0.25 SF per PC	\$17.86			SF
6 x 12	0.5 SF per PC				SF
6 x 18	0.75 SF per PC				SF
6 x 24	1 SF per PC				SF
6 x 36	1.5 SF per PC				SF
8 x 8	0.44 SF per PC				SF
8 x 16	0.88 SF per PC				SF
8 x 12	0.67 SF per PC				SF
8 x 24	1.33 SF per PC				SF
9 x 9	0.5625 SF per PC				SF
9 x 18	1.125 SF per PC				SF
9 x 36	2.25 SF per PC				SF
4" Hexagon	0.11 SF per PC				SF
4x7 Rhombo	0.19 SF per PC				SF
CUTASHLAR	4 SF per PC				SF
2x12 Chevron	0.13 SF per PC				SF
4x16 Chevron	0.36 SF per PC				SF
6x24 Chevron	0.83 SF per PC				SF



COMMODITY PRICING

BX (IN BOLD), SOLD IN FULL BOXES

TEAL, SPECIAL ORDER ITEMS

PURPLE, IN-HOUSE FABRICATION

C PORCELAIN



Cut To Size Porcelain



PCANLT30

CANYON LIGHT MATTE 30" X 30" X 3/8"
RECTIFIED FIELD TILE

TECH SPECS: DCOF ACUTEST - 0.49,0.50, 0.52
PER TCNA GUIDELINES, RUNNING BOND/BRICK
JOINT PATTERNS TO BE SET WITH A MAX. OFFSET
OF 33% AND MIN. GROUT JOINT OF 1/8", UNLESS
OTHERWISE APPROVED BY OWNER

SIZE	PACKING	MATTE	N/A	N/A	UNITS
Stock/Uncut	*stocked finish	\$10.00			SF
12 x 12	1 SF per PC				SF
12 x 24	2 SF per PC				SF
12 x 18	1.5 SF per PC				SF
16 x 16	1.7 SF per PC				SF
18 x 18	2.25 SF per PC				SF
2 x 2	0.02 SF per PC				SF
24 x 24	4 SF per PC				SF
2 x 12	0.16 SF per PC				SF
2 x 4	0.05 SF per PC				SF
2 x 6	0.083 SF per PC				SF
2 x 8	0.11 SF per PC				SF
3 x 3	0.625 SF per PC	\$20.31			SF
3 x 12	0.25 SF per PC				SF
3 x 24	0.5 SF per PC				SF
3 x 36	0.75 SF per PC				SF
3 x 6	0.125 SF per PC	\$19.11			SF
4 x 4	0.11 SF per PC				SF
4 x 12	0.33 SF per PC				SF
4 x 16	0.44 SF per PC				SF
4 x 24	0.67 SF per PC				SF
4 x 6	0.167 SF per PC				SF
4 x 8	0.22 SF per PC				SF
6 x 6	0.25 SF per PC	\$17.86			SF
6 x 12	0.5 SF per PC				SF
6 x 18	0.75 SF per PC				SF
6 x 24	1 SF per PC				SF
6 x 36	1.5 SF per PC				SF
8 x 8	0.44 SF per PC				SF
8 x 16	0.88 SF per PC				SF
8 x 12	0.67 SF per PC				SF
8 x 24	1.33 SF per PC				SF
9 x 9	0.5625 SF per PC				SF
9 x 18	1.125 SF per PC				SF
9 x 36	2.25 SF per PC				SF
4" Hexagon	0.11 SF per PC				SF
4x7 Rhombo	0.19 SF per PC				SF
CUTASHLAR	4 SF per PC				SF
2x12 Chevron	0.13 SF per PC				SF
4x16 Chevron	0.36 SF per PC				SF
6x24 Chevron	0.83 SF per PC				SF



COMMODITY PRICING

BX (IN BOLD), SOLD IN FULL BOXES

TEAL, SPECIAL ORDER ITEMS

PURPLE, IN-HOUSE FABRICATION

C PORCELAIN

Cut To Size Porcelain



PCSCAM1224

CARRARA SELECT CARRARA ARABESCATO
MATTE 12" X 24" X 5/16" RECTIFIED FIELD TILE

rectified

GREATER

TECH SPECS: PER TCNA GUIDELINES, RUNNING
BOND/BRICK JOINT PATTERNS TO BE SET WITH
A MAX. OFFSET OF 33% AND MIN. GROUT JOINT
OF 1/8", UNLESS OTHERWISE APPROVED BY
OWNER.

SIZE	PACKING	MATTE	N/A	N/A	UNITS
Stock/Uncut	<i>*stocked finish</i>	\$7.00			SF
12 x 12	1 SF per PC	\$11.85			SF
12 x 24	2 SF per PC				SF
12 x 18	1.5 SF per PC				SF
16 x 16	1.7 SF per PC				SF
18 x 18	2.25 SF per PC				SF
2 x 2	0.02 SF per PC				SF
24 x 24	4 SF per PC				SF
2 x 12	0.16 SF per PC				SF
2 x 4	0.05 SF per PC				SF
2 x 6	0.083 SF per PC				SF
2 x 8	0.11 SF per PC				SF
3 x 3	0.625 SF per PC	\$16.17			SF
3 x 12	0.25 SF per PC	\$14.32			SF
3 x 24	0.5 SF per PC	\$14.32			SF
3 x 36	0.75 SF per PC				SF
3 x 6	0.125 SF per PC	\$14.97			SF
4 x 4	0.11 SF per PC	\$14.32			SF
4 x 12	0.33 SF per PC	\$13.07			SF
4 x 16	0.44 SF per PC				SF
4 x 24	0.67 SF per PC	\$13.07			SF
4 x 6	0.167 SF per PC	\$14.97			SF
4 x 8	0.22 SF per PC	\$14.23			SF
6 x 6	0.25 SF per PC	\$13.72			SF
6 x 12	0.5 SF per PC	\$11.82			SF
6 x 18	0.75 SF per PC				SF
6 x 24	1 SF per PC	\$11.82			SF
6 x 36	1.5 SF per PC				SF
8 x 8	0.44 SF per PC				SF
8 x 16	0.88 SF per PC				SF
8 x 12	0.67 SF per PC	\$11.82			SF
8 x 24	1.33 SF per PC				SF
9 x 9	0.5625 SF per PC				SF
9 x 18	1.125 SF per PC				SF
9 x 36	2.25 SF per PC				SF
4" Hexagon	0.11 SF per PC				SF
4x7 Rhombo	0.19 SF per PC				SF
CUTASHLAR	4 SF per PC				SF
2x12 Chevron	0.13 SF per PC				SF
4x16 Chevron	0.36 SF per PC				SF
6x24 Chevron	0.83 SF per PC				SF



COMMODITY PRICING

BX (IN BOLD), SOLD IN FULL BOXES

TEAL, SPECIAL ORDER ITEMS

PURPLE, IN-HOUSE FABRICATION

C PORCELAIN

Cut To Size Porcelain



PCSCBM1224

CARRARA SELECT CARRARA BLU MATTE
12" X 24" X 5/16" RECTIFIED FIELD TILE

TECH SPECS: DCOF ACUTEST WET 0.42 OR
GREATER

TECH SPECS: PER TCNA GUIDELINES, RUNNING
BOND /BRICK JOINT PATTERNS TO BE SET WITH
A MAX. OFFSET OF 33% AND MIN. GROUT JOINT
OF 1/8", UNLESS OTHERWISE APPROVED BY
OWNER.

SIZE	PACKING	MATTE	N/A	N/A	UNITS
Stock/Uncut	<i>*stocked finish</i>	\$7.00			SF
12 x 12	1 SF per PC	\$11.85			SF
12 x 24	2 SF per PC				SF
12 x 18	1.5 SF per PC				SF
16 x 16	1.7 SF per PC				SF
18 x 18	2.25 SF per PC				SF
2 x 2	0.02 SF per PC				SF
24 x 24	4 SF per PC				SF
2 x 12	0.16 SF per PC				SF
2 x 4	0.05 SF per PC				SF
2 x 6	0.083 SF per PC				SF
2 x 8	0.11 SF per PC				SF
3 x 3	0.625 SF per PC	\$16.17			SF
3 x 12	0.25 SF per PC	\$14.32			SF
3 x 24	0.5 SF per PC	\$14.32			SF
3 x 36	0.75 SF per PC				SF
3 x 6	0.125 SF per PC	\$14.97			SF
4 x 4	0.11 SF per PC	\$14.32			SF
4 x 12	0.33 SF per PC	\$13.07			SF
4 x 16	0.44 SF per PC				SF
4 x 24	0.67 SF per PC	\$13.07			SF
4 x 6	0.167 SF per PC	\$14.97			SF
4 x 8	0.22 SF per PC	\$14.23			SF
6 x 6	0.25 SF per PC	\$13.72			SF
6 x 12	0.5 SF per PC	\$11.82			SF
6 x 18	0.75 SF per PC				SF
6 x 24	1 SF per PC	\$11.82			SF
6 x 36	1.5 SF per PC				SF
8 x 8	0.44 SF per PC				SF
8 x 16	0.88 SF per PC				SF
8 x 12	0.67 SF per PC	\$11.82			SF
8 x 24	1.33 SF per PC				SF
9 x 9	0.5625 SF per PC				SF
9 x 18	1.125 SF per PC				SF
9 x 36	2.25 SF per PC				SF
4" Hexagon	0.11 SF per PC				SF
4x7 Rhombo	0.19 SF per PC				SF
CUTASHLAR	4 SF per PC				SF
2x12 Chevron	0.13 SF per PC				SF
4x16 Chevron	0.36 SF per PC				SF
6x24 Chevron	0.83 SF per PC				SF



COMMODITY PRICING

BX (IN BOLD), SOLD IN FULL BOXES

TEAL, SPECIAL ORDER ITEMS

PURPLE, IN-HOUSE FABRICATION

C PORCELAIN

Cut To Size Porcelain



PCSCVM1224

CARRARA SELECT CARRARA VENATO MATTE
12" X 24" X 5/16" RECTIFIED FIELD TILE

TECH SPECS: DCOF ACUTEST WET 0.42 OR
GREATER

TECH SPECS: PER TCNA GUIDELINES, RUNNING
BOND/BRICK JOINT PATTERNS TO BE SET WITH
A MAX. OFFSET OF 33% AND MIN. GROUT JOINT
OF 1/8", UNLESS OTHERWISE APPROVED BY
OWNER.

SIZE	PACKING	MATTE	N/A	N/A	UNITS
Stock/Uncut	<i>*stocked finish</i>	\$7.00			SF
12 x 12	1 SF per PC	\$11.85			SF
12 x 24	2 SF per PC				SF
12 x 18	1.5 SF per PC				SF
16 x 16	1.7 SF per PC				SF
18 x 18	2.25 SF per PC				SF
2 x 2	0.02 SF per PC				SF
24 x 24	4 SF per PC				SF
2 x 12	0.16 SF per PC				SF
2 x 4	0.05 SF per PC				SF
2 x 6	0.083 SF per PC				SF
2 x 8	0.11 SF per PC				SF
3 x 3	0.625 SF per PC	\$16.17			SF
3 x 12	0.25 SF per PC	\$14.32			SF
3 x 24	0.5 SF per PC	\$14.32			SF
3 x 36	0.75 SF per PC				SF
3 x 6	0.125 SF per PC	\$14.97			SF
4 x 4	0.11 SF per PC	\$14.32			SF
4 x 12	0.33 SF per PC	\$13.07			SF
4 x 16	0.44 SF per PC				SF
4 x 24	0.67 SF per PC	\$13.07			SF
4 x 6	0.167 SF per PC	\$14.97			SF
4 x 8	0.22 SF per PC	\$14.23			SF
6 x 6	0.25 SF per PC	\$13.72			SF
6 x 12	0.5 SF per PC	\$11.82			SF
6 x 18	0.75 SF per PC				SF
6 x 24	1 SF per PC	\$11.82			SF
6 x 36	1.5 SF per PC				SF
8 x 8	0.44 SF per PC				SF
8 x 16	0.88 SF per PC				SF
8 x 12	0.67 SF per PC	\$11.82			SF
8 x 24	1.33 SF per PC				SF
9 x 9	0.5625 SF per PC				SF
9 x 18	1.125 SF per PC				SF
9 x 36	2.25 SF per PC				SF
4" Hexagon	0.11 SF per PC				SF
4x7 Rhombo	0.19 SF per PC				SF
CUTASHLAR	4 SF per PC				SF
2x12 Chevron	0.13 SF per PC				SF
4x16 Chevron	0.36 SF per PC				SF
6x24 Chevron	0.83 SF per PC				SF



COMMODITY PRICING

BX (IN BOLD), SOLD IN FULL BOXES

TEAL, SPECIAL ORDER ITEMS

PURPLE, IN-HOUSE FABRICATION

F PORCELAIN

Cut To Size Porcelain



PFLSK1836

FLOW SKY (MED BLUE/GREY) 18 X 36 X 3/8 MATTE
FIELD

rectified

TECH SPECS: do not offset by more than 25% dcof
acu test 0.66

SIZE	PACKING	MATTE	N/A	N/A	UNITS
Stock/Uncut	*stocked finish	\$9.00			SF
12 x 12	1 SF per PC				SF
12 x 24	2 SF per PC				SF
12 x 18	1.5 SF per PC				SF
16 x 16	1.7 SF per PC				SF
18 x 18	2.25 SF per PC				SF
2 x 2	0.02 SF per PC				SF
24 x 24	4 SF per PC				SF
2 x 12	0.16 SF per PC				SF
2 x 4	0.05 SF per PC				SF
2 x 6	0.083 SF per PC				SF
2 x 8	0.11 SF per PC				SF
3 x 3	0.625 SF per PC				SF
3 x 12	0.25 SF per PC				SF
3 x 24	0.5 SF per PC				SF
3 x 36	0.75 SF per PC	\$20.46			SF
3 x 6	0.125 SF per PC				SF
4 x 4	0.11 SF per PC				SF
4 x 12	0.33 SF per PC				SF
4 x 16	0.44 SF per PC				SF
4 x 24	0.67 SF per PC				SF
4 x 6	0.167 SF per PC				SF
4 x 8	0.22 SF per PC				SF
6 x 6	0.25 SF per PC				SF
6 x 12	0.5 SF per PC				SF
6 x 18	0.75 SF per PC				SF
6 x 24	1 SF per PC				SF
6 x 36	1.5 SF per PC	\$18.22			SF
8 x 8	0.44 SF per PC				SF
8 x 16	0.88 SF per PC				SF
8 x 12	0.67 SF per PC				SF
8 x 24	1.33 SF per PC				SF
9 x 9	0.5625 SF per PC				SF
9 x 18	1.125 SF per PC				SF
9 x 36	2.25 SF per PC	\$18.22			SF
4" Hexagon	0.11 SF per PC				SF
4x7 Rhombo	0.19 SF per PC				SF
CUTASHLAR	4 SF per PC				SF
2x12 Chevron	0.13 SF per PC				SF
4x16 Chevron	0.36 SF per PC				SF
6x24 Chevron	0.83 SF per PC				SF



COMMODITY PRICING

BX (IN BOLD), SOLD IN FULL BOXES

TEAL, SPECIAL ORDER ITEMS

PURPLE, IN-HOUSE FABRICATION

F PORCELAIN

Cut To Size Porcelain



PSTFBP24

FOUSSANA BEIGE HIGH HONED/UNDULATED
24" X 24" X 3/8" RECTIFIED FIELD

rectified

TECH SPECS: PER TCNA GUIDELINES, RUNNING
BOND/BRICK JOINT PATTERNS TO BE SET WITH
A MAX. OFFSET OF 33% AND MIN. GROUT JOINT
OF 1/8", UNLESS OTHERWISE APPROVED BY
OWNER

SIZE	PACKING	POLISHED	N/A	N/A	UNITS
Stock/Uncut	*stocked finish	\$11.00			SF
12 x 12	1 SF per PC	\$17.58			SF
12 x 24	2 SF per PC	\$17.24			SF
12 x 18	1.5 SF per PC				SF
16 x 16	1.7 SF per PC				SF
18 x 18	2.25 SF per PC				SF
2 x 2	0.02 SF per PC				SF
24 x 24	4 SF per PC				SF
2 x 12	0.16 SF per PC				SF
2 x 4	0.05 SF per PC				SF
2 x 6	0.083 SF per PC				SF
2 x 8	0.11 SF per PC				SF
3 x 3	0.625 SF per PC	\$21.59			SF
3 x 12	0.25 SF per PC	\$19.75			SF
3 x 24	0.5 SF per PC	\$19.75			SF
3 x 36	0.75 SF per PC				SF
3 x 6	0.125 SF per PC	\$20.39			SF
4 x 4	0.11 SF per PC	\$19.75			SF
4 x 12	0.33 SF per PC	\$18.49			SF
4 x 16	0.44 SF per PC				SF
4 x 24	0.67 SF per PC	\$18.41			SF
4 x 6	0.167 SF per PC	\$20.39			SF
4 x 8	0.22 SF per PC	\$19.64			SF
6 x 6	0.25 SF per PC	\$19.15			SF
6 x 12	0.5 SF per PC	\$17.24			SF
6 x 18	0.75 SF per PC				SF
6 x 24	1 SF per PC	\$16.24			SF
6 x 36	1.5 SF per PC				SF
8 x 8	0.44 SF per PC	\$17.84			SF
8 x 16	0.88 SF per PC				SF
8 x 12	0.67 SF per PC	\$17.24			SF
8 x 24	1.33 SF per PC	\$17.24			SF
9 x 9	0.5625 SF per PC				SF
9 x 18	1.125 SF per PC				SF
9 x 36	2.25 SF per PC				SF
4" Hexagon	0.11 SF per PC				SF
4x7 Rhombo	0.19 SF per PC				SF
CUTASHLAR	4 SF per PC				SF
2x12 Chevron	0.13 SF per PC				SF
4x16 Chevron	0.36 SF per PC				SF
6x24 Chevron	0.83 SF per PC				SF



COMMODITY PRICING

BX (IN BOLD), SOLD IN FULL BOXES

TEAL, SPECIAL ORDER ITEMS

PURPLE, IN-HOUSE FABRICATION

F PORCELAIN

Cut To Size Porcelain



PSTFGP24

FOUSSANA GREY HIGH HONED/UNDULATED 24" X 24" X 3/8" RECTIFIED FIELD

rectified

TECH SPECS: PER TCNA GUIDELINES, RUNNING BOND/BRICK JOINT PATTERNS TO BE SET WITH A MAX. OFFSET OF 33% AND MIN. GROUT JOINT OF 1/8", UNLESS OTHERWISE APPROVED BY OWNER

SIZE	PACKING	POLISHED	N/A	N/A	UNITS
Stock/Uncut	*stocked finish	\$11.00			SF
12 x 12	1 SF per PC	\$17.58			SF
12 x 24	2 SF per PC	\$17.24			SF
12 x 18	1.5 SF per PC				SF
16 x 16	1.7 SF per PC				SF
18 x 18	2.25 SF per PC				SF
2 x 2	0.02 SF per PC				SF
24 x 24	4 SF per PC				SF
2 x 12	0.16 SF per PC				SF
2 x 4	0.05 SF per PC				SF
2 x 6	0.083 SF per PC				SF
2 x 8	0.11 SF per PC				SF
3 x 3	0.625 SF per PC	\$21.59			SF
3 x 12	0.25 SF per PC	\$19.75			SF
3 x 24	0.5 SF per PC	\$19.75			SF
3 x 36	0.75 SF per PC				SF
3 x 6	0.125 SF per PC	\$20.39			SF
4 x 4	0.11 SF per PC	\$19.75			SF
4 x 12	0.33 SF per PC	\$18.49			SF
4 x 16	0.44 SF per PC				SF
4 x 24	0.67 SF per PC	\$18.41			SF
4 x 6	0.167 SF per PC	\$20.39			SF
4 x 8	0.22 SF per PC	\$19.64			SF
6 x 6	0.25 SF per PC	\$19.15			SF
6 x 12	0.5 SF per PC	\$17.24			SF
6 x 18	0.75 SF per PC				SF
6 x 24	1 SF per PC	\$16.24			SF
6 x 36	1.5 SF per PC				SF
8 x 8	0.44 SF per PC	\$17.84			SF
8 x 16	0.88 SF per PC				SF
8 x 12	0.67 SF per PC	\$17.24			SF
8 x 24	1.33 SF per PC	\$17.24			SF
9 x 9	0.5625 SF per PC				SF
9 x 18	1.125 SF per PC				SF
9 x 36	2.25 SF per PC				SF
4" Hexagon	0.11 SF per PC				SF
4x7 Rhombo	0.19 SF per PC				SF
CUTASHLAR	4 SF per PC				SF
2x12 Chevron	0.13 SF per PC				SF
4x16 Chevron	0.36 SF per PC				SF
6x24 Chevron	0.83 SF per PC				SF



COMMODITY PRICING

BX (IN BOLD), SOLD IN FULL BOXES

TEAL, SPECIAL ORDER ITEMS

PURPLE, IN-HOUSE FABRICATION

I PORCELAIN



Cut To Size Porcelain



PMETCP1224

COPPER IRONWORKS 12 X 24 X 3/8 METALLIC FIELD

glazed and rectified; clean with ph neutral cleaner

TECH SPECS: astm c-1028 scof test data available; per tcna guidelines, running bond/brick joint patterns to be set with a max. offset of 33% and min. grout joint of 1/8" unless otherwise approved by owner

SIZE	PACKING	METALLIC	N/A	N/A	UNITS
Stock/Uncut	<i>*stocked finish</i>	\$9.50			SF
12 x 12	1 SF per PC	\$15.03			SF
12 x 24	2 SF per PC				SF
12 x 18	1.5 SF per PC				SF
16 x 16	1.7 SF per PC				SF
18 x 18	2.25 SF per PC				SF
2 x 2	0.02 SF per PC				SF
24 x 24	4 SF per PC				SF
2 x 12	0.16 SF per PC				SF
2 x 4	0.05 SF per PC				SF
2 x 6	0.083 SF per PC				SF
2 x 8	0.11 SF per PC				SF
3 x 3	0.625 SF per PC	\$19.23			SF
3 x 12	0.25 SF per PC	\$17.38			SF
3 x 24	0.5 SF per PC	\$17.38			SF
3 x 36	0.75 SF per PC				SF
3 x 6	0.125 SF per PC	\$18.03			SF
4 x 4	0.11 SF per PC	\$17.38			SF
4 x 12	0.33 SF per PC	\$16.13			SF
4 x 16	0.44 SF per PC				SF
4 x 24	0.67 SF per PC	\$16.13			SF
4 x 6	0.167 SF per PC	\$18.03			SF
4 x 8	0.22 SF per PC	\$17.29			SF
6 x 6	0.25 SF per PC	\$16.78			SF
6 x 12	0.5 SF per PC	\$14.88			SF
6 x 18	0.75 SF per PC				SF
6 x 24	1 SF per PC	\$14.88			SF
6 x 36	1.5 SF per PC				SF
8 x 8	0.44 SF per PC				SF
8 x 16	0.88 SF per PC				SF
8 x 12	0.67 SF per PC	\$14.88			SF
8 x 24	1.33 SF per PC				SF
9 x 9	0.5625 SF per PC				SF
9 x 18	1.125 SF per PC				SF
9 x 36	2.25 SF per PC				SF
4" Hexagon	0.11 SF per PC				SF
4x7 Rhombo	0.19 SF per PC				SF
CUTASHLAR	4 SF per PC				SF
2x12 Chevron	0.13 SF per PC				SF
4x16 Chevron	0.36 SF per PC				SF
6x24 Chevron	0.83 SF per PC				SF



COMMODITY PRICING

BX (IN BOLD), SOLD IN FULL BOXES

TEAL, SPECIAL ORDER ITEMS

PURPLE, IN-HOUSE FABRICATION

I PORCELAIN



Cut To Size Porcelain



PMETSIL1224

STEEL IRONWORKS 12 X 24 X 3/8 METALLIC FIELD

glazed and rectified; clean with ph neutral cleaner

TECH SPECS: astm c-1028 scof test data available; per tcna guidelines, running bond/brick joint patterns to be set with a max. offset of 33% and min. grout joint of 1/8" unless otherwise approved by owner

SIZE	PACKING	METALLIC	N/A	N/A	UNITS
Stock/Uncut	*stocked finish	\$9.50			SF
12 x 12	1 SF per PC	\$15.03			SF
12 x 24	2 SF per PC				SF
12 x 18	1.5 SF per PC				SF
16 x 16	1.7 SF per PC				SF
18 x 18	2.25 SF per PC				SF
2 x 2	0.02 SF per PC				SF
24 x 24	4 SF per PC				SF
2 x 12	0.16 SF per PC				SF
2 x 4	0.05 SF per PC				SF
2 x 6	0.083 SF per PC				SF
2 x 8	0.11 SF per PC				SF
3 x 3	0.625 SF per PC	\$19.23			SF
3 x 12	0.25 SF per PC	\$17.38			SF
3 x 24	0.5 SF per PC	\$17.38			SF
3 x 36	0.75 SF per PC				SF
3 x 6	0.125 SF per PC	\$18.03			SF
4 x 4	0.11 SF per PC	\$17.38			SF
4 x 12	0.33 SF per PC	\$16.13			SF
4 x 16	0.44 SF per PC				SF
4 x 24	0.67 SF per PC	\$16.13			SF
4 x 6	0.167 SF per PC	\$18.03			SF
4 x 8	0.22 SF per PC	\$17.29			SF
6 x 6	0.25 SF per PC	\$16.78			SF
6 x 12	0.5 SF per PC	\$14.88			SF
6 x 18	0.75 SF per PC				SF
6 x 24	1 SF per PC	\$14.88			SF
6 x 36	1.5 SF per PC				SF
8 x 8	0.44 SF per PC				SF
8 x 16	0.88 SF per PC				SF
8 x 12	0.67 SF per PC	\$14.88			SF
8 x 24	1.33 SF per PC				SF
9 x 9	0.5625 SF per PC				SF
9 x 18	1.125 SF per PC				SF
9 x 36	2.25 SF per PC				SF
4" Hexagon	0.11 SF per PC				SF
4x7 Rhombo	0.19 SF per PC				SF
CUTASHLAR	4 SF per PC				SF
2x12 Chevron	0.13 SF per PC				SF
4x16 Chevron	0.36 SF per PC				SF
6x24 Chevron	0.83 SF per PC				SF



COMMODITY PRICING

BX (IN BOLD), SOLD IN FULL BOXES

TEAL, SPECIAL ORDER ITEMS

PURPLE, IN-HOUSE FABRICATION

K PORCELAIN



Cut To Size Porcelain



PKAUDBEIP2448

KAURI DIAGONAL BEIGE POLISHED 24" X 48" X 3/8" RECTIFIED FIELD TILE

(CATLINS BEIGE). PATTERN HAS 2 FACES, SOLD PACKED AND INSTALLED RANDOMLY.

TECH SPECS:

PER TCNA GUIDELINES, RUNNING BOND/BRICK PATTERNS TO BE SET WITH A MAX. OFFSET OF 33% AND MIN. GROUT JOINT OF 1/8", UNLESS OTHERWISE APPROVED BY OWNER

BX (IN BOLD), SOLD IN FULL BOXES

TEAL, SPECIAL ORDER ITEMS

PURPLE, IN-HOUSE FABRICATION

SIZE	PACKING	POLISHED	N/A	N/A	UNITS
Stock/Uncut	<i>*stocked finish</i>	\$12.50			SF
12 x 12	1 SF per PC	\$23.16			SF
12 x 24	2 SF per PC				SF
12 x 18	1.5 SF per PC				SF
16 x 16	1.7 SF per PC				SF
18 x 18	2.25 SF per PC				SF
2 x 2	0.02 SF per PC				SF
24 x 24	4 SF per PC				SF
2 x 12	0.16 SF per PC				SF
2 x 4	0.05 SF per PC				SF
2 x 6	0.083 SF per PC				SF
2 x 8	0.11 SF per PC				SF
3 x 3	0.625 SF per PC	\$25.78			SF
3 x 12	0.25 SF per PC	\$23.93			SF
3 x 24	0.5 SF per PC	\$23.93			SF
3 x 36	0.75 SF per PC				SF
3 x 6	0.125 SF per PC	\$26.12			SF
4 x 4	0.11 SF per PC	\$23.93			SF
4 x 12	0.33 SF per PC	\$22.68			SF
4 x 16	0.44 SF per PC				SF
4 x 24	0.67 SF per PC	\$22.68			SF
4 x 6	0.167 SF per PC	\$24.58			SF
4 x 8	0.22 SF per PC	\$23.84			SF
6 x 6	0.25 SF per PC	\$23.33			SF
6 x 12	0.5 SF per PC	\$21.43			SF
6 x 18	0.75 SF per PC				SF
6 x 24	1 SF per PC	\$21.43			SF
6 x 36	1.5 SF per PC				SF
8 x 8	0.44 SF per PC				SF
8 x 16	0.88 SF per PC				SF
8 x 12	0.67 SF per PC				SF
8 x 24	1.33 SF per PC				SF
9 x 9	0.5625 SF per PC				SF
9 x 18	1.125 SF per PC				SF
9 x 36	2.25 SF per PC				SF
4" Hexagon	0.11 SF per PC				SF
4x7 Rhombo	0.19 SF per PC				SF
CUTASHLAR	4 SF per PC				SF
2x12 Chevron	0.13 SF per PC				SF
4x16 Chevron	0.36 SF per PC				SF
6x24 Chevron	0.83 SF per PC				SF

K PORCELAIN



Cut To Size Porcelain



PKAUDBLP2448

KAURI DIAGONAL BLUE POLISHED 24" X 48" X
3/8" RECTIFIED FIELD TILE

(TASMAN BLUE) PATTERN HAS 2 FACES, SOLD
PACKED AND INSTALLED RANDOMLY.

TECH SPECS:

PER TCNA GUIDELINES, RUNNING BOND/BRICK
PATTERNS TO BE SET WITH A MAX. OFFSET OF
33% AND MIN. GROUT JOINT OF 1/8", UNLESS
OTHERWISE APPROVED BY OWNER

BX (IN BOLD), SOLD IN FULL BOXES

TEAL, SPECIAL ORDER ITEMS

PURPLE, IN-HOUSE FABRICATION

SIZE	PACKING	POLISHED	N/A	N/A	UNITS
Stock/Uncut	<i>*stocked finish</i>	\$12.50			SF
12 x 12	1 SF per PC	\$23.16			SF
12 x 24	2 SF per PC				SF
12 x 18	1.5 SF per PC				SF
16 x 16	1.7 SF per PC				SF
18 x 18	2.25 SF per PC				SF
2 x 2	0.02 SF per PC				SF
24 x 24	4 SF per PC				SF
2 x 12	0.16 SF per PC				SF
2 x 4	0.05 SF per PC				SF
2 x 6	0.083 SF per PC				SF
2 x 8	0.11 SF per PC				SF
3 x 3	0.625 SF per PC	\$25.78			SF
3 x 12	0.25 SF per PC	\$23.93			SF
3 x 24	0.5 SF per PC	\$23.93			SF
3 x 36	0.75 SF per PC				SF
3 x 6	0.125 SF per PC	\$26.12			SF
4 x 4	0.11 SF per PC	\$23.93			SF
4 x 12	0.33 SF per PC	\$22.68			SF
4 x 16	0.44 SF per PC				SF
4 x 24	0.67 SF per PC	\$22.68			SF
4 x 6	0.167 SF per PC	\$24.58			SF
4 x 8	0.22 SF per PC	\$23.84			SF
6 x 6	0.25 SF per PC	\$23.33			SF
6 x 12	0.5 SF per PC	\$21.43			SF
6 x 18	0.75 SF per PC				SF
6 x 24	1 SF per PC	\$21.43			SF
6 x 36	1.5 SF per PC				SF
8 x 8	0.44 SF per PC				SF
8 x 16	0.88 SF per PC				SF
8 x 12	0.67 SF per PC				SF
8 x 24	1.33 SF per PC				SF
9 x 9	0.5625 SF per PC				SF
9 x 18	1.125 SF per PC				SF
9 x 36	2.25 SF per PC				SF
4" Hexagon	0.11 SF per PC				SF
4x7 Rhombo	0.19 SF per PC				SF
CUTASHLAR	4 SF per PC				SF
2x12 Chevron	0.13 SF per PC				SF
4x16 Chevron	0.36 SF per PC				SF
6x24 Chevron	0.83 SF per PC				SF

K PORCELAIN



Cut To Size Porcelain



PKAUDBLM2448

KAURI DIAGONAL BLUE MATTE 24" X 48" X 3/8"
RECTIFIED FIELD TILE

(TASMAN BLUE) PATTERN HAS 2 FACES, SOLD
PACKED AND INSTALLED RANDOMLY.

TECH SPECS:

DCOF ACUTEST 0.61, 0.59, 0.62

RUNNING BOND/BRICK JOINT PATTERNS TO BE
SET WITH A MAX. OFFSET OF 20% AND MIN.
GROUT JOINT OF 1/8", UNLESS OTHERWISE
APPROVED BY OWNER

BX (IN BOLD), SOLD IN FULL BOXES

TEAL, SPECIAL ORDER ITEMS

PURPLE, IN-HOUSE FABRICATION

SIZE	PACKING	MATTE	N/A	N/A	UNITS
Stock/Uncut	<i>*stocked finish</i>	\$12.00			SF
12 x 12	1 SF per PC	\$22.44			SF
12 x 24	2 SF per PC				SF
12 x 18	1.5 SF per PC				SF
16 x 16	1.7 SF per PC				SF
18 x 18	2.25 SF per PC				SF
2 x 2	0.02 SF per PC				SF
24 x 24	4 SF per PC				SF
2 x 12	0.16 SF per PC				SF
2 x 4	0.05 SF per PC				SF
2 x 6	0.083 SF per PC				SF
2 x 8	0.11 SF per PC				SF
3 x 3	0.625 SF per PC	\$25.06			SF
3 x 12	0.25 SF per PC	\$23.21			SF
3 x 24	0.5 SF per PC	\$23.21			SF
3 x 36	0.75 SF per PC				SF
3 x 6	0.125 SF per PC	\$23.86			SF
4 x 4	0.11 SF per PC	\$23.21			SF
4 x 12	0.33 SF per PC	\$21.96			SF
4 x 16	0.44 SF per PC				SF
4 x 24	0.67 SF per PC	\$21.96			SF
4 x 6	0.167 SF per PC	\$23.86			SF
4 x 8	0.22 SF per PC	\$23.12			SF
6 x 6	0.25 SF per PC	\$22.61			SF
6 x 12	0.5 SF per PC	\$20.71			SF
6 x 18	0.75 SF per PC				SF
6 x 24	1 SF per PC	\$20.71			SF
6 x 36	1.5 SF per PC				SF
8 x 8	0.44 SF per PC				SF
8 x 16	0.88 SF per PC				SF
8 x 12	0.67 SF per PC				SF
8 x 24	1.33 SF per PC				SF
9 x 9	0.5625 SF per PC				SF
9 x 18	1.125 SF per PC				SF
9 x 36	2.25 SF per PC				SF
4" Hexagon	0.11 SF per PC				SF
4x7 Rhombo	0.19 SF per PC				SF
CUTASHLAR	4 SF per PC				SF
2x12 Chevron	0.13 SF per PC				SF
4x16 Chevron	0.36 SF per PC				SF
6x24 Chevron	0.83 SF per PC				SF

K PORCELAIN



Cut To Size Porcelain



PKAUDBRP2448

KAURI DIAGONAL BROWN POLISHED 24" X 48" X
3/8" RECTIFIED FIELD TILE

(FIORDLAND BROWN) PATTERN HAS 2 FACES,
PACKED, SOLD AND INSTALLED RANDOMLY.

TECH SPECS:

PER TCNA GUIDELINES, RUNNING BOND/BRICK
PATTERNS TO BE SET WITH A MAX. OFFSET OF
33% AND MIN. GROUT JOINT OF 1/8", UNLESS
OTHERWISE APPROVED BY OWNER

BX (IN BOLD), SOLD IN FULL BOXES

TEAL, SPECIAL ORDER ITEMS

PURPLE, IN-HOUSE FABRICATION

SIZE	PACKING	POLISHED	N/A	N/A	UNITS
Stock/Uncut	<i>*stocked finish</i>	\$12.50			SF
12 x 12	1 SF per PC	\$23.16			SF
12 x 24	2 SF per PC				SF
12 x 18	1.5 SF per PC				SF
16 x 16	1.7 SF per PC				SF
18 x 18	2.25 SF per PC				SF
2 x 2	0.02 SF per PC				SF
24 x 24	4 SF per PC				SF
2 x 12	0.16 SF per PC				SF
2 x 4	0.05 SF per PC				SF
2 x 6	0.083 SF per PC				SF
2 x 8	0.11 SF per PC				SF
3 x 3	0.625 SF per PC	\$25.78			SF
3 x 12	0.25 SF per PC	\$23.93			SF
3 x 24	0.5 SF per PC	\$23.93			SF
3 x 36	0.75 SF per PC				SF
3 x 6	0.125 SF per PC	\$26.12			SF
4 x 4	0.11 SF per PC	\$23.93			SF
4 x 12	0.33 SF per PC	\$22.68			SF
4 x 16	0.44 SF per PC				SF
4 x 24	0.67 SF per PC	\$22.68			SF
4 x 6	0.167 SF per PC	\$24.58			SF
4 x 8	0.22 SF per PC	\$23.84			SF
6 x 6	0.25 SF per PC	\$23.33			SF
6 x 12	0.5 SF per PC	\$21.43			SF
6 x 18	0.75 SF per PC				SF
6 x 24	1 SF per PC	\$21.43			SF
6 x 36	1.5 SF per PC				SF
8 x 8	0.44 SF per PC				SF
8 x 16	0.88 SF per PC				SF
8 x 12	0.67 SF per PC				SF
8 x 24	1.33 SF per PC				SF
9 x 9	0.5625 SF per PC				SF
9 x 18	1.125 SF per PC				SF
9 x 36	2.25 SF per PC				SF
4" Hexagon	0.11 SF per PC				SF
4x7 Rhombo	0.19 SF per PC				SF
CUTASHLAR	4 SF per PC				SF
2x12 Chevron	0.13 SF per PC				SF
4x16 Chevron	0.36 SF per PC				SF
6x24 Chevron	0.83 SF per PC				SF

K PORCELAIN



Cut To Size Porcelain



PKAUDGRP2448

KAURI DIAGONAL GREY POLISHED 24" X 48" X 3/8" RECTIFIED FIELD TILE

(VICTORIA GREY) PATTERN HAS 2 FACES, PACKED, SOLD AND INSTALLED RANDOMLY.

TECH SPECS:

PER TCNA GUIDELINES, RUNNING BOND/BRICK PATTERNS TO BE SET WITH A MAX. OFFSET OF 33% AND MIN. GROUT JOINT OF 1/8", UNLESS OTHERWISE APPROVED BY OWNER

BX (IN BOLD), SOLD IN FULL BOXES
TEAL, SPECIAL ORDER ITEMS
PURPLE, IN-HOUSE FABRICATION

SIZE	PACKING	POLISHED	N/A	N/A	UNITS
Stock/Uncut	<i>*stocked finish</i>	\$12.50			SF
12 x 12	1 SF per PC	\$23.16			SF
12 x 24	2 SF per PC				SF
12 x 18	1.5 SF per PC				SF
16 x 16	1.7 SF per PC				SF
18 x 18	2.25 SF per PC				SF
2 x 2	0.02 SF per PC				SF
24 x 24	4 SF per PC				SF
2 x 12	0.16 SF per PC				SF
2 x 4	0.05 SF per PC				SF
2 x 6	0.083 SF per PC				SF
2 x 8	0.11 SF per PC				SF
3 x 3	0.625 SF per PC	\$25.78			SF
3 x 12	0.25 SF per PC	\$23.93			SF
3 x 24	0.5 SF per PC	\$23.93			SF
3 x 36	0.75 SF per PC				SF
3 x 6	0.125 SF per PC	\$26.12			SF
4 x 4	0.11 SF per PC	\$23.93			SF
4 x 12	0.33 SF per PC	\$22.68			SF
4 x 16	0.44 SF per PC				SF
4 x 24	0.67 SF per PC	\$22.68			SF
4 x 6	0.167 SF per PC	\$24.58			SF
4 x 8	0.22 SF per PC	\$23.84			SF
6 x 6	0.25 SF per PC	\$23.33			SF
6 x 12	0.5 SF per PC	\$21.43			SF
6 x 18	0.75 SF per PC				SF
6 x 24	1 SF per PC	\$21.43			SF
6 x 36	1.5 SF per PC				SF
8 x 8	0.44 SF per PC				SF
8 x 16	0.88 SF per PC				SF
8 x 12	0.67 SF per PC				SF
8 x 24	1.33 SF per PC				SF
9 x 9	0.5625 SF per PC				SF
9 x 18	1.125 SF per PC				SF
9 x 36	2.25 SF per PC				SF
4" Hexagon	0.11 SF per PC				SF
4x7 Rhombo	0.19 SF per PC				SF
CUTASHLAR	4 SF per PC				SF
2x12 Chevron	0.13 SF per PC				SF
4x16 Chevron	0.36 SF per PC				SF
6x24 Chevron	0.83 SF per PC				SF

K PORCELAIN



Cut To Size Porcelain



PKAUDGRM2448

KAURI DIAGONAL GREY MATTE 24" X 48" X 3/8"
RECTIFIED FIELD TILE

(VICTORIA GREY) PATTERN HAS 2 FACES,
PACKED, SOLD AND INSTALLED RANDOMLY.

TECH SPECS: DCOF ACUTEST 0.61, 0.59, 0.62
RUNNING BOND/BRICK JOINT PATTERNS TO BE
SET WITH A MAX. OFFSET OF 20% AND MIN.
GROUT JOINT OF 1/8", UNLESS OTHERWISE
APPROVED BY OWNER

BX (IN BOLD), SOLD IN FULL BOXES

TEAL, SPECIAL ORDER ITEMS

PURPLE, IN-HOUSE FABRICATION

SIZE	PACKING	MATTE	N/A	N/A	UNITS
Stock/Uncut	<i>*stocked finish</i>	\$12.00			SF
12 x 12	1 SF per PC	\$22.44			SF
12 x 24	2 SF per PC				SF
12 x 18	1.5 SF per PC				SF
16 x 16	1.7 SF per PC				SF
18 x 18	2.25 SF per PC				SF
2 x 2	0.02 SF per PC				SF
24 x 24	4 SF per PC				SF
2 x 12	0.16 SF per PC				SF
2 x 4	0.05 SF per PC				SF
2 x 6	0.083 SF per PC				SF
2 x 8	0.11 SF per PC				SF
3 x 3	0.625 SF per PC	\$25.06			SF
3 x 12	0.25 SF per PC	\$23.21			SF
3 x 24	0.5 SF per PC	\$23.21			SF
3 x 36	0.75 SF per PC				SF
3 x 6	0.125 SF per PC	\$23.86			SF
4 x 4	0.11 SF per PC	\$23.21			SF
4 x 12	0.33 SF per PC	\$21.96			SF
4 x 16	0.44 SF per PC				SF
4 x 24	0.67 SF per PC	\$21.96			SF
4 x 6	0.167 SF per PC	\$23.86			SF
4 x 8	0.22 SF per PC	\$23.12			SF
6 x 6	0.25 SF per PC	\$22.61			SF
6 x 12	0.5 SF per PC	\$20.71			SF
6 x 18	0.75 SF per PC				SF
6 x 24	1 SF per PC	\$20.71			SF
6 x 36	1.5 SF per PC				SF
8 x 8	0.44 SF per PC				SF
8 x 16	0.88 SF per PC				SF
8 x 12	0.67 SF per PC				SF
8 x 24	1.33 SF per PC				SF
9 x 9	0.5625 SF per PC				SF
9 x 18	1.125 SF per PC				SF
9 x 36	2.25 SF per PC				SF
4" Hexagon	0.11 SF per PC				SF
4x7 Rhombo	0.19 SF per PC				SF
CUTASHLAR	4 SF per PC				SF
2x12 Chevron	0.13 SF per PC				SF
4x16 Chevron	0.36 SF per PC				SF
6x24 Chevron	0.83 SF per PC				SF

K PORCELAIN



Cut To Size Porcelain



PKAUDWHP2448

KAURI DIAGONAL WHITE POLISHED 24" X 48" X 3/8
RECTIFIED FIELD TILE

(AWANUI WHITE) PATTERN HAS 2 FACES,
PACKED, SOLD AND INSTALLED RANDOMLY.

TECH SPECS:

PER TCNA GUIDELINES, RUNNING BOND/BRICK
PATTERNS TO BE SET WITH A MAX. OFFSET OF
33% AND MIN. GROUT JOINT OF 1/8", UNLESS
OTHERWISE APPROVED BY OWNER

BX (IN BOLD), SOLD IN FULL BOXES

TEAL, SPECIAL ORDER ITEMS

PURPLE, IN-HOUSE FABRICATION

SIZE	PACKING	POLISHED	N/A	N/A	UNITS
Stock/Uncut	<i>*stocked finish</i>	\$12.50			SF
12 x 12	1 SF per PC	\$23.16			SF
12 x 24	2 SF per PC				SF
12 x 18	1.5 SF per PC				SF
16 x 16	1.7 SF per PC				SF
18 x 18	2.25 SF per PC				SF
2 x 2	0.02 SF per PC				SF
24 x 24	4 SF per PC				SF
2 x 12	0.16 SF per PC				SF
2 x 4	0.05 SF per PC				SF
2 x 6	0.083 SF per PC				SF
2 x 8	0.11 SF per PC				SF
3 x 3	0.625 SF per PC	\$25.78			SF
3 x 12	0.25 SF per PC	\$23.93			SF
3 x 24	0.5 SF per PC	\$23.93			SF
3 x 36	0.75 SF per PC				SF
3 x 6	0.125 SF per PC	\$26.12			SF
4 x 4	0.11 SF per PC	\$23.93			SF
4 x 12	0.33 SF per PC	\$22.68			SF
4 x 16	0.44 SF per PC				SF
4 x 24	0.67 SF per PC	\$22.68			SF
4 x 6	0.167 SF per PC	\$24.58			SF
4 x 8	0.22 SF per PC	\$23.84			SF
6 x 6	0.25 SF per PC	\$23.33			SF
6 x 12	0.5 SF per PC	\$21.43			SF
6 x 18	0.75 SF per PC				SF
6 x 24	1 SF per PC	\$21.43			SF
6 x 36	1.5 SF per PC				SF
8 x 8	0.44 SF per PC				SF
8 x 16	0.88 SF per PC				SF
8 x 12	0.67 SF per PC				SF
8 x 24	1.33 SF per PC				SF
9 x 9	0.5625 SF per PC				SF
9 x 18	1.125 SF per PC				SF
9 x 36	2.25 SF per PC				SF
4" Hexagon	0.11 SF per PC				SF
4x7 Rhombo	0.19 SF per PC				SF
CUTASHLAR	4 SF per PC				SF
2x12 Chevron	0.13 SF per PC				SF
4x16 Chevron	0.36 SF per PC				SF
6x24 Chevron	0.83 SF per PC				SF

K PORCELAIN



Cut To Size Porcelain



PKAUDWHM2448

KAURI DIAGONAL WHITE MATTE 24" X 48" X 3/8"
RECTIFIED FIELD TILE

AWANUI WHITE - PATTERN HAS 2 FACES,
PACKED, SOLD AND INSTALLED RANDOMLY.

TECH SPECS: DCOF ACUTEST WET 0.61, 0.59, 0.62
RUNNING BOND/BRICK JOINT PATTERNS TO BE
SET WITH A MAX. OFFSET OF 20% AND MIN.
GROUT JOINT OF 1/8", UNLESS OTHERWISE
APPROVED BY OWNER

SIZE	PACKING	MATTE	N/A	N/A	UNITS
Stock/Uncut	<i>*stocked finish</i>	\$12.00			SF
12 x 12	1 SF per PC	\$22.44			SF
12 x 24	2 SF per PC				SF
12 x 18	1.5 SF per PC				SF
16 x 16	1.7 SF per PC				SF
18 x 18	2.25 SF per PC				SF
2 x 2	0.02 SF per PC				SF
24 x 24	4 SF per PC				SF
2 x 12	0.16 SF per PC				SF
2 x 4	0.05 SF per PC				SF
2 x 6	0.083 SF per PC				SF
2 x 8	0.11 SF per PC				SF
3 x 3	0.625 SF per PC	\$25.06			SF
3 x 12	0.25 SF per PC	\$23.21			SF
3 x 24	0.5 SF per PC	\$23.21			SF
3 x 36	0.75 SF per PC				SF
3 x 6	0.125 SF per PC	\$23.86			SF
4 x 4	0.11 SF per PC	\$23.21			SF
4 x 12	0.33 SF per PC	\$21.96			SF
4 x 16	0.44 SF per PC				SF
4 x 24	0.67 SF per PC	\$21.96			SF
4 x 6	0.167 SF per PC	\$23.86			SF
4 x 8	0.22 SF per PC	\$23.12			SF
6 x 6	0.25 SF per PC	\$22.61			SF
6 x 12	0.5 SF per PC	\$20.71			SF
6 x 18	0.75 SF per PC				SF
6 x 24	1 SF per PC	\$20.71			SF
6 x 36	1.5 SF per PC				SF
8 x 8	0.44 SF per PC				SF
8 x 16	0.88 SF per PC				SF
8 x 12	0.67 SF per PC				SF
8 x 24	1.33 SF per PC				SF
9 x 9	0.5625 SF per PC				SF
9 x 18	1.125 SF per PC				SF
9 x 36	2.25 SF per PC				SF
4" Hexagon	0.11 SF per PC				SF
4x7 Rhombo	0.19 SF per PC				SF
CUTASHLAR	4 SF per PC				SF
2x12 Chevron	0.13 SF per PC				SF
4x16 Chevron	0.36 SF per PC				SF
6x24 Chevron	0.83 SF per PC				SF



COMMODITY PRICING

BX (IN BOLD), SOLD IN FULL BOXES

TEAL, SPECIAL ORDER ITEMS

PURPLE, IN-HOUSE FABRICATION

L PORCELAIN



Cut To Size Porcelain



PLHSGRYD1224

HOMESPUN DARK GREY MATTE 12" X 24" X 3/8"
RECTIFIED FIELD TILE. LOOM COLLECTION

TECH SPECS: PER TCNA GUIDELINES, RUNNING
BOND/BRICK JOINT PATTERNS TO BE SET WITH
A MAX. OFFSET OF 33% AND MIN. GROUT JOINT
OF 1/16", UNLESS OTHERWISE APPROVED BY
OWNER

SIZE	PACKING	MATTE	N/A	N/A	UNITS
Stock/Uncut	*stocked finish	\$7.00			SF
12 x 12	1 SF per PC	\$11.43			SF
12 x 24	2 SF per PC				SF
12 x 18	1.5 SF per PC				SF
16 x 16	1.7 SF per PC				SF
18 x 18	2.25 SF per PC				SF
2 x 2	0.02 SF per PC				SF
24 x 24	4 SF per PC				SF
2 x 12	0.16 SF per PC				SF
2 x 4	0.05 SF per PC				SF
2 x 6	0.083 SF per PC				SF
2 x 8	0.11 SF per PC				SF
3 x 3	0.625 SF per PC	\$15.83			SF
3 x 12	0.25 SF per PC	\$13.98			SF
3 x 24	0.5 SF per PC	\$13.98			SF
3 x 36	0.75 SF per PC				SF
3 x 6	0.125 SF per PC	\$14.63			SF
4 x 4	0.11 SF per PC	\$13.98			SF
4 x 12	0.33 SF per PC	\$12.73			SF
4 x 16	0.44 SF per PC				SF
4 x 24	0.67 SF per PC	\$12.73			SF
4 x 6	0.167 SF per PC	\$14.63			SF
4 x 8	0.22 SF per PC	\$13.89			SF
6 x 6	0.25 SF per PC	\$13.38			SF
6 x 12	0.5 SF per PC	\$11.48			SF
6 x 18	0.75 SF per PC				SF
6 x 24	1 SF per PC	\$11.48			SF
6 x 36	1.5 SF per PC				SF
8 x 8	0.44 SF per PC				SF
8 x 16	0.88 SF per PC				SF
8 x 12	0.67 SF per PC	\$11.48			SF
8 x 24	1.33 SF per PC				SF
9 x 9	0.5625 SF per PC				SF
9 x 18	1.125 SF per PC				SF
9 x 36	2.25 SF per PC				SF
4" Hexagon	0.11 SF per PC				SF
4x7 Rhombo	0.19 SF per PC				SF
CUTASHLAR	4 SF per PC				SF
2x12 Chevron	0.13 SF per PC				SF
4x16 Chevron	0.36 SF per PC				SF
6x24 Chevron	0.83 SF per PC				SF



COMMODITY PRICING

BX (IN BOLD), SOLD IN FULL BOXES

TEAL, SPECIAL ORDER ITEMS

PURPLE, IN-HOUSE FABRICATION

L PORCELAIN



Cut To Size Porcelain



PLHSGRYL1224

HOMESPUN LIGHT GREY MATTE 12" X 24" X 3/8"
RECTIFIED FIELD TILE. LOOM COLLECTION

TECH SPECS: PER TCNA GUIDELINES, RUNNING
BOND/BRICK JOINT PATTERNS TO BE SET WITH
A MAX. OFFSET OF 33% AND MIN. GROUT JOINT
OF 1/16", UNLESS OTHERWISE APPROVED BY
OWNER

SIZE	PACKING	MATTE	N/A	N/A	UNITS
Stock/Uncut	<i>*stocked finish</i>	\$7.00			SF
12 x 12	1 SF per PC	\$11.43			SF
12 x 24	2 SF per PC				SF
12 x 18	1.5 SF per PC				SF
16 x 16	1.7 SF per PC				SF
18 x 18	2.25 SF per PC				SF
2 x 2	0.02 SF per PC				SF
24 x 24	4 SF per PC				SF
2 x 12	0.16 SF per PC				SF
2 x 4	0.05 SF per PC				SF
2 x 6	0.083 SF per PC				SF
2 x 8	0.11 SF per PC				SF
3 x 3	0.625 SF per PC	\$15.83			SF
3 x 12	0.25 SF per PC	\$13.98			SF
3 x 24	0.5 SF per PC	\$13.98			SF
3 x 36	0.75 SF per PC				SF
3 x 6	0.125 SF per PC	\$14.63			SF
4 x 4	0.11 SF per PC	\$13.98			SF
4 x 12	0.33 SF per PC	\$12.73			SF
4 x 16	0.44 SF per PC				SF
4 x 24	0.67 SF per PC	\$12.73			SF
4 x 6	0.167 SF per PC	\$14.63			SF
4 x 8	0.22 SF per PC	\$13.89			SF
6 x 6	0.25 SF per PC	\$13.38			SF
6 x 12	0.5 SF per PC	\$11.48			SF
6 x 18	0.75 SF per PC				SF
6 x 24	1 SF per PC	\$11.48			SF
6 x 36	1.5 SF per PC				SF
8 x 8	0.44 SF per PC				SF
8 x 16	0.88 SF per PC				SF
8 x 12	0.67 SF per PC	\$11.48			SF
8 x 24	1.33 SF per PC				SF
9 x 9	0.5625 SF per PC				SF
9 x 18	1.125 SF per PC				SF
9 x 36	2.25 SF per PC				SF
4" Hexagon	0.11 SF per PC				SF
4x7 Rhombo	0.19 SF per PC				SF
CUTASHLAR	4 SF per PC				SF
2x12 Chevron	0.13 SF per PC				SF
4x16 Chevron	0.36 SF per PC				SF
6x24 Chevron	0.83 SF per PC				SF



COMMODITY PRICING

BX (IN BOLD), SOLD IN FULL BOXES

TEAL, SPECIAL ORDER ITEMS

PURPLE, IN-HOUSE FABRICATION

L PORCELAIN



Cut To Size Porcelain



PLHSHW1224

HOMESPUN WHITE MATTE 12" X 24" X 3/8"
RECTIFIED FIELD TILE. LOOM COLLECTION

TECH SPECS: PER TCNA GUIDELINES, RUNNING
BOND/BRICK JOINT PATTERNS TO BE SET WITH
A MAX. OFFSET OF 33% AND MIN. GROUT JOINT
OF 1/16", UNLESS OTHERWISE APPROVED BY
OWNER

SIZE	PACKING	MATTE	N/A	N/A	UNITS
Stock/Uncut	*stocked finish	\$7.00			SF
12 x 12	1 SF per PC	\$11.43			SF
12 x 24	2 SF per PC				SF
12 x 18	1.5 SF per PC				SF
16 x 16	1.7 SF per PC				SF
18 x 18	2.25 SF per PC				SF
2 x 2	0.02 SF per PC				SF
24 x 24	4 SF per PC				SF
2 x 12	0.16 SF per PC				SF
2 x 4	0.05 SF per PC				SF
2 x 6	0.083 SF per PC				SF
2 x 8	0.11 SF per PC				SF
3 x 3	0.625 SF per PC	\$15.83			SF
3 x 12	0.25 SF per PC	\$13.98			SF
3 x 24	0.5 SF per PC	\$13.98			SF
3 x 36	0.75 SF per PC				SF
3 x 6	0.125 SF per PC	\$14.63			SF
4 x 4	0.11 SF per PC	\$13.98			SF
4 x 12	0.33 SF per PC	\$12.73			SF
4 x 16	0.44 SF per PC				SF
4 x 24	0.67 SF per PC	\$12.73			SF
4 x 6	0.167 SF per PC	\$14.63			SF
4 x 8	0.22 SF per PC	\$13.89			SF
6 x 6	0.25 SF per PC	\$13.38			SF
6 x 12	0.5 SF per PC	\$11.48			SF
6 x 18	0.75 SF per PC				SF
6 x 24	1 SF per PC	\$11.48			SF
6 x 36	1.5 SF per PC				SF
8 x 8	0.44 SF per PC				SF
8 x 16	0.88 SF per PC				SF
8 x 12	0.67 SF per PC	\$11.48			SF
8 x 24	1.33 SF per PC				SF
9 x 9	0.5625 SF per PC				SF
9 x 18	1.125 SF per PC				SF
9 x 36	2.25 SF per PC				SF
4" Hexagon	0.11 SF per PC				SF
4x7 Rhombo	0.19 SF per PC				SF
CUTASHLAR	4 SF per PC				SF
2x12 Chevron	0.13 SF per PC				SF
4x16 Chevron	0.36 SF per PC				SF
6x24 Chevron	0.83 SF per PC				SF



COMMODITY PRICING

BX (IN BOLD), SOLD IN FULL BOXES


TEAL, SPECIAL ORDER ITEMS

PURPLE, IN-HOUSE FABRICATION

L PORCELAIN



Cut To Size Porcelain



PLZZBR1224

ZIGZAG BROWN MATTE 12" X 24" X 3/8"
RECTIFIED FIELD TILE. LOOM COLLECTION

TECH SPECS: PER TCNA GUIDELINES, RUNNING
BOND/BRICK JOINT PATTERNS TO BE SET WITH
A MAX. OFFSET OF 33% AND MIN. GROUT JOINT
OF 1/16", UNLESS OTHERWISE APPROVED BY
OWNER

SIZE	PACKING	MATTE	N/A	N/A	UNITS
Stock/Uncut	<i>*stocked finish</i>	\$7.00			SF
12 x 12	1 SF per PC	\$11.43			SF
12 x 24	2 SF per PC				SF
12 x 18	1.5 SF per PC				SF
16 x 16	1.7 SF per PC				SF
18 x 18	2.25 SF per PC				SF
2 x 2	0.02 SF per PC				SF
24 x 24	4 SF per PC				SF
2 x 12	0.16 SF per PC				SF
2 x 4	0.05 SF per PC				SF
2 x 6	0.083 SF per PC				SF
2 x 8	0.11 SF per PC				SF
3 x 3	0.625 SF per PC	\$15.83			SF
3 x 12	0.25 SF per PC	\$13.98			SF
3 x 24	0.5 SF per PC	\$13.98			SF
3 x 36	0.75 SF per PC				SF
3 x 6	0.125 SF per PC	\$14.63			SF
4 x 4	0.11 SF per PC	\$13.98			SF
4 x 12	0.33 SF per PC	\$12.73			SF
4 x 16	0.44 SF per PC				SF
4 x 24	0.67 SF per PC	\$12.73			SF
4 x 6	0.167 SF per PC	\$14.63			SF
4 x 8	0.22 SF per PC	\$13.89			SF
6 x 6	0.25 SF per PC	\$13.38			SF
6 x 12	0.5 SF per PC	\$11.48			SF
6 x 18	0.75 SF per PC				SF
6 x 24	1 SF per PC	\$11.48			SF
6 x 36	1.5 SF per PC				SF
8 x 8	0.44 SF per PC				SF
8 x 16	0.88 SF per PC				SF
8 x 12	0.67 SF per PC	\$11.48			SF
8 x 24	1.33 SF per PC				SF
9 x 9	0.5625 SF per PC				SF
9 x 18	1.125 SF per PC				SF
9 x 36	2.25 SF per PC				SF
4" Hexagon	0.11 SF per PC				SF
4x7 Rhombo	0.19 SF per PC				SF
CUTASHLAR	4 SF per PC				SF
2x12 Chevron	0.13 SF per PC				SF
4x16 Chevron	0.36 SF per PC				SF
6x24 Chevron	0.83 SF per PC				SF



COMMODITY PRICING

BX (IN BOLD), SOLD IN FULL BOXES


TEAL, SPECIAL ORDER ITEMS

PURPLE, IN-HOUSE FABRICATION

L PORCELAIN



Cut To Size Porcelain



PLZZGRYD1224

ZIGZAG DARK GREY MATTE 12" X 24" X 3/8"
RECTIFIED FIELD TILE. LOOM COLLECTION

TECH SPECS: PER TCNA GUIDELINES, RUNNING
BOND/BRICK JOINT PATTERNS TO BE SET WITH
A MAX. OFFSET OF 33% AND MIN. GROUT JOINT
OF 1/16", UNLESS OTHERWISE APPROVED BY
OWNER

SIZE	PACKING	MATTE	N/A	N/A	UNITS
Stock/Uncut	*stocked finish	\$7.00			SF
12 x 12	1 SF per PC	\$11.43			SF
12 x 24	2 SF per PC				SF
12 x 18	1.5 SF per PC				SF
16 x 16	1.7 SF per PC				SF
18 x 18	2.25 SF per PC				SF
2 x 2	0.02 SF per PC				SF
24 x 24	4 SF per PC				SF
2 x 12	0.16 SF per PC				SF
2 x 4	0.05 SF per PC				SF
2 x 6	0.083 SF per PC				SF
2 x 8	0.11 SF per PC				SF
3 x 3	0.625 SF per PC	\$15.83			SF
3 x 12	0.25 SF per PC	\$13.98			SF
3 x 24	0.5 SF per PC	\$13.98			SF
3 x 36	0.75 SF per PC				SF
3 x 6	0.125 SF per PC	\$14.63			SF
4 x 4	0.11 SF per PC	\$13.98			SF
4 x 12	0.33 SF per PC	\$12.73			SF
4 x 16	0.44 SF per PC				SF
4 x 24	0.67 SF per PC	\$12.73			SF
4 x 6	0.167 SF per PC	\$14.63			SF
4 x 8	0.22 SF per PC	\$13.89			SF
6 x 6	0.25 SF per PC	\$13.38			SF
6 x 12	0.5 SF per PC	\$11.48			SF
6 x 18	0.75 SF per PC				SF
6 x 24	1 SF per PC	\$11.48			SF
6 x 36	1.5 SF per PC				SF
8 x 8	0.44 SF per PC				SF
8 x 16	0.88 SF per PC				SF
8 x 12	0.67 SF per PC	\$11.48			SF
8 x 24	1.33 SF per PC				SF
9 x 9	0.5625 SF per PC				SF
9 x 18	1.125 SF per PC				SF
9 x 36	2.25 SF per PC				SF
4" Hexagon	0.11 SF per PC				SF
4x7 Rhombo	0.19 SF per PC				SF
CUTASHLAR	4 SF per PC				SF
2x12 Chevron	0.13 SF per PC				SF
4x16 Chevron	0.36 SF per PC				SF
6x24 Chevron	0.83 SF per PC				SF



COMMODITY PRICING

BX (IN BOLD), SOLD IN FULL BOXES

TEAL, SPECIAL ORDER ITEMS

PURPLE, IN-HOUSE FABRICATION

L PORCELAIN



Cut To Size Porcelain



PLZZGRYL1224

ZIGZAG LIGHT GREY MATTE 12" X 24" X 3/8"
RECTIFIED FIELD TILE. LOOM COLLECTION

TECH SPECS: PER TCNA GUIDELINES, RUNNING
BOND/BRICK JOINT PATTERNS TO BE SET WITH
A MAX. OFFSET OF 33% AND MIN. GROUT JOINT
OF 1/16", UNLESS OTHERWISE APPROVED BY
OWNER

SIZE	PACKING	MATTE	N/A	N/A	UNITS
Stock/Uncut	*stocked finish	\$7.00			SF
12 x 12	1 SF per PC	\$11.43			SF
12 x 24	2 SF per PC				SF
12 x 18	1.5 SF per PC				SF
16 x 16	1.7 SF per PC				SF
18 x 18	2.25 SF per PC				SF
2 x 2	0.02 SF per PC				SF
24 x 24	4 SF per PC				SF
2 x 12	0.16 SF per PC				SF
2 x 4	0.05 SF per PC				SF
2 x 6	0.083 SF per PC				SF
2 x 8	0.11 SF per PC				SF
3 x 3	0.625 SF per PC	\$15.83			SF
3 x 12	0.25 SF per PC	\$13.98			SF
3 x 24	0.5 SF per PC	\$13.98			SF
3 x 36	0.75 SF per PC				SF
3 x 6	0.125 SF per PC	\$14.63			SF
4 x 4	0.11 SF per PC	\$13.98			SF
4 x 12	0.33 SF per PC	\$12.73			SF
4 x 16	0.44 SF per PC				SF
4 x 24	0.67 SF per PC	\$12.73			SF
4 x 6	0.167 SF per PC	\$14.63			SF
4 x 8	0.22 SF per PC	\$13.89			SF
6 x 6	0.25 SF per PC	\$13.38			SF
6 x 12	0.5 SF per PC	\$11.48			SF
6 x 18	0.75 SF per PC				SF
6 x 24	1 SF per PC	\$11.48			SF
6 x 36	1.5 SF per PC				SF
8 x 8	0.44 SF per PC				SF
8 x 16	0.88 SF per PC				SF
8 x 12	0.67 SF per PC	\$11.48			SF
8 x 24	1.33 SF per PC				SF
9 x 9	0.5625 SF per PC				SF
9 x 18	1.125 SF per PC				SF
9 x 36	2.25 SF per PC				SF
4" Hexagon	0.11 SF per PC				SF
4x7 Rhombo	0.19 SF per PC				SF
CUTASHLAR	4 SF per PC				SF
2x12 Chevron	0.13 SF per PC				SF
4x16 Chevron	0.36 SF per PC				SF
6x24 Chevron	0.83 SF per PC				SF



COMMODITY PRICING

BX (IN BOLD), SOLD IN FULL BOXES

TEAL, SPECIAL ORDER ITEMS

PURPLE, IN-HOUSE FABRICATION

L PORCELAIN



Cut To Size Porcelain

SIZE	PACKING	MATTE	N/A	N/A	UNITS
Stock/Uncut	<i>*stocked finish</i>	\$7.00			SF
12 x 12	1 SF per PC	\$11.43			SF
12 x 24	2 SF per PC				SF
12 x 18	1.5 SF per PC				SF
16 x 16	1.7 SF per PC				SF
18 x 18	2.25 SF per PC				SF
2 x 2	0.02 SF per PC				SF
24 x 24	4 SF per PC				SF
2 x 12	0.16 SF per PC				SF
2 x 4	0.05 SF per PC				SF
2 x 6	0.083 SF per PC				SF
2 x 8	0.11 SF per PC				SF
3 x 3	0.625 SF per PC	\$15.83			SF
3 x 12	0.25 SF per PC	\$13.98			SF
3 x 24	0.5 SF per PC	\$13.98			SF
3 x 36	0.75 SF per PC				SF
3 x 6	0.125 SF per PC	\$14.63			SF
4 x 4	0.11 SF per PC	\$13.98			SF
4 x 12	0.33 SF per PC	\$12.73			SF
4 x 16	0.44 SF per PC				SF
4 x 24	0.67 SF per PC	\$12.73			SF
4 x 6	0.167 SF per PC	\$14.63			SF
4 x 8	0.22 SF per PC	\$13.89			SF
6 x 6	0.25 SF per PC	\$13.38			SF
6 x 12	0.5 SF per PC	\$11.48			SF
6 x 18	0.75 SF per PC				SF
6 x 24	1 SF per PC	\$11.48			SF
6 x 36	1.5 SF per PC				SF
8 x 8	0.44 SF per PC				SF
8 x 16	0.88 SF per PC				SF
8 x 12	0.67 SF per PC	\$11.48			SF
8 x 24	1.33 SF per PC				SF
9 x 9	0.5625 SF per PC				SF
9 x 18	1.125 SF per PC				SF
9 x 36	2.25 SF per PC				SF
4" Hexagon	0.11 SF per PC				SF
4x7 Rhombo	0.19 SF per PC				SF
CUTASHLAR	4 SF per PC				SF
2x12 Chevron	0.13 SF per PC				SF
4x16 Chevron	0.36 SF per PC				SF
6x24 Chevron	0.83 SF per PC				SF

PLZZWH1224

ZIGZAG WHITE MATTE 12" X 24" X 3/8"
RECTIFIED FIELD TILE. LOOM COLLECTION

TECH SPECS: PER TCNA GUIDELINES, RUNNING BOND/BRICK JOINT PATTERNS TO BE SET WITH A MAX. OFFSET OF 33% AND MIN. GROUT JOINT OF 1/16", UNLESS OTHERWISE APPROVED BY OWNER



COMMODITY PRICING

BX (IN BOLD), SOLD IN FULL BOXES

TEAL, SPECIAL ORDER ITEMS

PURPLE, IN-HOUSE FABRICATION

M PORCELAIN

Cut To Size Porcelain



PMXAZM1224

MATRIX AZUL TEXTURED 12" X 24" X 5/16" NON-REC
FIELD TILE

TECH SPECS: DCOF ACUTEST TEST DATA

AVAILABLE: PER TCNA GUIDELINES, RUNNING
BOND/BRICK JOINT PATTERNS TO BE SET WITH
A MAX. OFFSET OF 33% AND MIN. GROUT JOINT
APPROVED BY OWNER.

SIZE	PACKING	TEXTURED	N/A	N/A	UNITS
Stock/Uncut	*stocked finish	\$7.00			SF
12 x 12	1 SF per PC	\$11.85			SF
12 x 24	2 SF per PC				SF
12 x 18	1.5 SF per PC				SF
16 x 16	1.7 SF per PC				SF
18 x 18	2.25 SF per PC				SF
2 x 2	0.02 SF per PC				SF
24 x 24	4 SF per PC				SF
2 x 12	0.16 SF per PC				SF
2 x 4	0.05 SF per PC				SF
2 x 6	0.083 SF per PC				SF
2 x 8	0.11 SF per PC				SF
3 x 3	0.625 SF per PC	\$16.17			SF
3 x 12	0.25 SF per PC	\$14.32			SF
3 x 24	0.5 SF per PC	\$14.32			SF
3 x 36	0.75 SF per PC				SF
3 x 6	0.125 SF per PC	\$14.97			SF
4 x 4	0.11 SF per PC	\$14.32			SF
4 x 12	0.33 SF per PC	\$13.07			SF
4 x 16	0.44 SF per PC				SF
4 x 24	0.67 SF per PC	\$13.07			SF
4 x 6	0.167 SF per PC	\$14.97			SF
4 x 8	0.22 SF per PC	\$14.23			SF
6 x 6	0.25 SF per PC	\$13.72			SF
6 x 12	0.5 SF per PC	\$11.82			SF
6 x 18	0.75 SF per PC				SF
6 x 24	1 SF per PC	\$11.82			SF
6 x 36	1.5 SF per PC				SF
8 x 8	0.44 SF per PC				SF
8 x 16	0.88 SF per PC				SF
8 x 12	0.67 SF per PC				SF
8 x 24	1.33 SF per PC				SF
9 x 9	0.5625 SF per PC				SF
9 x 18	1.125 SF per PC				SF
9 x 36	2.25 SF per PC				SF
4" Hexagon	0.11 SF per PC				SF
4x7 Rhombo	0.19 SF per PC				SF
CUTASHLAR	4 SF per PC				SF
2x12 Chevron	0.13 SF per PC				SF
4x16 Chevron	0.36 SF per PC				SF
6x24 Chevron	0.83 SF per PC				SF



COMMODITY PRICING

BX (IN BOLD), SOLD IN FULL BOXES

TEAL, SPECIAL ORDER ITEMS

PURPLE, IN-HOUSE FABRICATION

M PORCELAIN

Cut To Size Porcelain



PMXBTM1224

MATRIX BRIGHT TEXTURED 12" X 24" X 5/16"
NON-RECTIFIED FIELD TILE

TECH SPECS: DCOF ACUTEST TEST DATA
AVAILABLE: PER TCNA GUIDELINES, RUNNING
BOND/BRICK JOINT PATTERNS TO BE SET WITH
A MAX. OFFSET OF 33% AND MIN. GROUT JOINT
OF 1/8", UNLESS OTHERWISE APPROVED BY
OWNER.

SIZE	PACKING	TEXTURED	N/A	N/A	UNITS
Stock/Uncut	<i>*stocked finish</i>	\$7.00			SF
12 x 12	1 SF per PC	\$11.85			SF
12 x 24	2 SF per PC				SF
12 x 18	1.5 SF per PC				SF
16 x 16	1.7 SF per PC				SF
18 x 18	2.25 SF per PC				SF
2 x 2	0.02 SF per PC				SF
24 x 24	4 SF per PC				SF
2 x 12	0.16 SF per PC				SF
2 x 4	0.05 SF per PC				SF
2 x 6	0.083 SF per PC				SF
2 x 8	0.11 SF per PC				SF
3 x 3	0.625 SF per PC	\$16.17			SF
3 x 12	0.25 SF per PC	\$14.32			SF
3 x 24	0.5 SF per PC	\$14.32			SF
3 x 36	0.75 SF per PC				SF
3 x 6	0.125 SF per PC	\$14.97			SF
4 x 4	0.11 SF per PC	\$14.32			SF
4 x 12	0.33 SF per PC	\$13.07			SF
4 x 16	0.44 SF per PC				SF
4 x 24	0.67 SF per PC	\$13.07			SF
4 x 6	0.167 SF per PC	\$14.97			SF
4 x 8	0.22 SF per PC	\$14.23			SF
6 x 6	0.25 SF per PC	\$13.72			SF
6 x 12	0.5 SF per PC	\$11.82			SF
6 x 18	0.75 SF per PC				SF
6 x 24	1 SF per PC	\$11.82			SF
6 x 36	1.5 SF per PC				SF
8 x 8	0.44 SF per PC				SF
8 x 16	0.88 SF per PC				SF
8 x 12	0.67 SF per PC				SF
8 x 24	1.33 SF per PC				SF
9 x 9	0.5625 SF per PC				SF
9 x 18	1.125 SF per PC				SF
9 x 36	2.25 SF per PC				SF
4" Hexagon	0.11 SF per PC				SF
4x7 Rhombo	0.19 SF per PC				SF
CUTASHLAR	4 SF per PC				SF
2x12 Chevron	0.13 SF per PC				SF
4x16 Chevron	0.36 SF per PC				SF
6x24 Chevron	0.83 SF per PC				SF



COMMODITY PRICING

BX (IN BOLD), SOLD IN FULL BOXES

TEAL, SPECIAL ORDER ITEMS

PURPLE, IN-HOUSE FABRICATION

M PORCELAIN

Cut To Size Porcelain



PMXUNIM1224

MATRIX UNIVERSE TEXTURED 12" X 24" X 5/16"
NON-RECTIFIED FIELD TILE

TECH SPECS: DCOF ACUTEST TEST DATA
AVAILABLE: PER TCNA GUIDELINES, RUNNING
BOND/BRICK JOINT PATTERNS TO BE SET WITH
A MAX. OFFSET OF 33% AND MIN. GROUT JOINT
OF 1/8", UNLESS OTHERWISE APPROVED BY
OWNER.

SIZE	PACKING	TEXTURED	N/A	N/A	UNITS
Stock/Uncut	*stocked finish	\$7.00			SF
12 x 12	1 SF per PC	\$11.85			SF
12 x 24	2 SF per PC				SF
12 x 18	1.5 SF per PC				SF
16 x 16	1.7 SF per PC				SF
18 x 18	2.25 SF per PC				SF
2 x 2	0.02 SF per PC				SF
24 x 24	4 SF per PC				SF
2 x 12	0.16 SF per PC				SF
2 x 4	0.05 SF per PC				SF
2 x 6	0.083 SF per PC				SF
2 x 8	0.11 SF per PC				SF
3 x 3	0.625 SF per PC	\$16.17			SF
3 x 12	0.25 SF per PC	\$14.32			SF
3 x 24	0.5 SF per PC	\$14.32			SF
3 x 36	0.75 SF per PC				SF
3 x 6	0.125 SF per PC	\$14.97			SF
4 x 4	0.11 SF per PC	\$14.32			SF
4 x 12	0.33 SF per PC	\$13.07			SF
4 x 16	0.44 SF per PC				SF
4 x 24	0.67 SF per PC	\$13.07			SF
4 x 6	0.167 SF per PC	\$14.97			SF
4 x 8	0.22 SF per PC	\$14.23			SF
6 x 6	0.25 SF per PC	\$13.72			SF
6 x 12	0.5 SF per PC	\$11.82			SF
6 x 18	0.75 SF per PC				SF
6 x 24	1 SF per PC	\$11.82			SF
6 x 36	1.5 SF per PC				SF
8 x 8	0.44 SF per PC				SF
8 x 16	0.88 SF per PC				SF
8 x 12	0.67 SF per PC				SF
8 x 24	1.33 SF per PC				SF
9 x 9	0.5625 SF per PC				SF
9 x 18	1.125 SF per PC				SF
9 x 36	2.25 SF per PC				SF
4" Hexagon	0.11 SF per PC				SF
4x7 Rhombo	0.19 SF per PC				SF
CUTASHLAR	4 SF per PC				SF
2x12 Chevron	0.13 SF per PC				SF
4x16 Chevron	0.36 SF per PC				SF
6x24 Chevron	0.83 SF per PC				SF



COMMODITY PRICING

BX (IN BOLD), SOLD IN FULL BOXES

TEAL, SPECIAL ORDER ITEMS

PURPLE, IN-HOUSE FABRICATION

M PORCELAIN



Cut To Size Porcelain



PMJVBLM2448

MOJAVE BLUE MATTE 23-1/2" X 47-1/8" X 3/8"
RECTIFIED FIELD TILE PORCELAIN

DCOF ACUTEST - 0.61,0.59,0.62

NUMBER OF FACES 28

RUNNING BOND/BRICK JOINT PATTERNS TO BE

SET WITH A MAX. OFFSET OF 20% AND MIN.

GROUT JOINT OF 1/8", UNLESS OTHERWISE

APPROVED BY OWNER

SIZE	PACKING	MATTE	N/A	N/A	UNITS
Stock/Uncut	<i>*stocked finish</i>	\$10.75			SF
12 x 12	1 SF per PC	\$17.12			SF
12 x 24	2 SF per PC	\$16.86			SF
12 x 18	1.5 SF per PC				SF
16 x 16	1.7 SF per PC				SF
18 x 18	2.25 SF per PC				SF
2 x 2	0.02 SF per PC				SF
24 x 24	4 SF per PC				SF
2 x 12	0.16 SF per PC				SF
2 x 4	0.05 SF per PC				SF
2 x 6	0.083 SF per PC				SF
2 x 8	0.11 SF per PC				SF
3 x 3	0.625 SF per PC	\$21.21			SF
3 x 12	0.25 SF per PC	\$19.37			SF
3 x 24	0.5 SF per PC	\$19.37			SF
3 x 36	0.75 SF per PC				SF
3 x 6	0.125 SF per PC	\$20.01			SF
4 x 4	0.11 SF per PC	\$19.37			SF
4 x 12	0.33 SF per PC	\$18.11			SF
4 x 16	0.44 SF per PC				SF
4 x 24	0.67 SF per PC	\$18.11			SF
4 x 6	0.167 SF per PC	\$20.01			SF
4 x 8	0.22 SF per PC	\$19.26			SF
6 x 6	0.25 SF per PC	\$18.76			SF
6 x 12	0.5 SF per PC	\$16.86			SF
6 x 18	0.75 SF per PC				SF
6 x 24	1 SF per PC	\$16.86			SF
6 x 36	1.5 SF per PC				SF
8 x 8	0.44 SF per PC	\$17.46			SF
8 x 16	0.88 SF per PC				SF
8 x 12	0.67 SF per PC	\$16.86			SF
8 x 24	1.33 SF per PC	\$16.86			SF
9 x 9	0.5625 SF per PC				SF
9 x 18	1.125 SF per PC				SF
9 x 36	2.25 SF per PC				SF
4" Hexagon	0.11 SF per PC				SF
4x7 Rhombo	0.19 SF per PC				SF
CUTASHLAR	4 SF per PC				SF
2x12 Chevron	0.13 SF per PC				SF
4x16 Chevron	0.36 SF per PC				SF
6x24 Chevron	0.83 SF per PC				SF



COMMODITY PRICING

BX (IN BOLD), SOLD IN FULL BOXES

TEAL, SPECIAL ORDER ITEMS

PURPLE, IN-HOUSE FABRICATION

1/18/2017

M PORCELAIN



Cut To Size Porcelain



PMJVBLP24

MOJAVE BLUE POLISHED 23-1/2" X 23-1/2" X 3/8"
RECTIFIED FIELD TILE PORCELAIN

NUMBER OF FACES 56

PER TCNA GUIDELINES, RUNNING BOND/BRICK
JOINT PATTERNS TO BE SET WITH A MAX.

OFFSET OF 33% AND MIN. GROUT JOINT OF 1/8",
UNLESS OTHERWISE APPROVED BY OWNER

SIZE	PACKING	POLISHED	N/A	N/A	UNITS
Stock/Uncut	<i>*stocked finish</i>	\$9.00			SF
12 x 12	1 SF per PC	\$15.02			SF
12 x 24	2 SF per PC	\$14.76			SF
12 x 18	1.5 SF per PC				SF
16 x 16	1.7 SF per PC				SF
18 x 18	2.25 SF per PC				SF
2 x 2	0.02 SF per PC				SF
24 x 24	4 SF per PC				SF
2 x 12	0.16 SF per PC				SF
2 x 4	0.05 SF per PC				SF
2 x 6	0.083 SF per PC				SF
2 x 8	0.11 SF per PC				SF
3 x 3	0.625 SF per PC	\$19.11			SF
3 x 12	0.25 SF per PC	\$17.27			SF
3 x 24	0.5 SF per PC	\$17.27			SF
3 x 36	0.75 SF per PC				SF
3 x 6	0.125 SF per PC	\$17.91			SF
4 x 4	0.11 SF per PC	\$17.27			SF
4 x 12	0.33 SF per PC	\$16.01			SF
4 x 16	0.44 SF per PC				SF
4 x 24	0.67 SF per PC	\$16.01			SF
4 x 6	0.167 SF per PC	\$17.91			SF
4 x 8	0.22 SF per PC	\$17.16			SF
6 x 6	0.25 SF per PC	\$16.66			SF
6 x 12	0.5 SF per PC	\$14.76			SF
6 x 18	0.75 SF per PC				SF
6 x 24	1 SF per PC	\$14.76			SF
6 x 36	1.5 SF per PC				SF
8 x 8	0.44 SF per PC	\$15.36			SF
8 x 16	0.88 SF per PC				SF
8 x 12	0.67 SF per PC	\$14.76			SF
8 x 24	1.33 SF per PC	\$14.76			SF
9 x 9	0.5625 SF per PC				SF
9 x 18	1.125 SF per PC				SF
9 x 36	2.25 SF per PC				SF
4" Hexagon	0.11 SF per PC				SF
4x7 Rhombo	0.19 SF per PC				SF
CUTASHLAR	4 SF per PC				SF
2x12 Chevron	0.13 SF per PC				SF
4x16 Chevron	0.36 SF per PC				SF
6x24 Chevron	0.83 SF per PC				SF



COMMODITY PRICING

BX (IN BOLD), SOLD IN FULL BOXES

TEAL, SPECIAL ORDER ITEMS

PURPLE, IN-HOUSE FABRICATION

M PORCELAIN



Cut To Size Porcelain



PMJVBRM2448

MOJAVE BROWN MATTE 23-1/2" X 47-1/8" X 3/8"
RECTIFIED FIELD TILE PORCELAIN

DCOF ACUTEST - 0.61,0.59,0.62

NUMBER OF FACES 28

RUNNING BOND/BRICK JOINT PATTERNS TO BE

SET WITH A MAX. OFFSET OF 20% AND MIN.

GROUT JOINT OF 1/8", UNLESS OTHERWISE

APPROVED BY OWNER

SIZE	PACKING	MATTE	N/A	N/A	UNITS
Stock/Uncut	<i>*stocked finish</i>	\$10.75			SF
12 x 12	1 SF per PC	\$17.12			SF
12 x 24	2 SF per PC	\$16.86			SF
12 x 18	1.5 SF per PC				SF
16 x 16	1.7 SF per PC				SF
18 x 18	2.25 SF per PC				SF
2 x 2	0.02 SF per PC				SF
24 x 24	4 SF per PC				SF
2 x 12	0.16 SF per PC				SF
2 x 4	0.05 SF per PC				SF
2 x 6	0.083 SF per PC				SF
2 x 8	0.11 SF per PC				SF
3 x 3	0.625 SF per PC	\$21.21			SF
3 x 12	0.25 SF per PC	\$19.37			SF
3 x 24	0.5 SF per PC	\$19.37			SF
3 x 36	0.75 SF per PC				SF
3 x 6	0.125 SF per PC	\$20.01			SF
4 x 4	0.11 SF per PC	\$19.37			SF
4 x 12	0.33 SF per PC	\$18.11			SF
4 x 16	0.44 SF per PC				SF
4 x 24	0.67 SF per PC	\$18.11			SF
4 x 6	0.167 SF per PC	\$20.01			SF
4 x 8	0.22 SF per PC	\$19.26			SF
6 x 6	0.25 SF per PC	\$18.76			SF
6 x 12	0.5 SF per PC	\$16.86			SF
6 x 18	0.75 SF per PC				SF
6 x 24	1 SF per PC	\$16.86			SF
6 x 36	1.5 SF per PC				SF
8 x 8	0.44 SF per PC	\$17.46			SF
8 x 16	0.88 SF per PC				SF
8 x 12	0.67 SF per PC	\$16.86			SF
8 x 24	1.33 SF per PC	\$16.86			SF
9 x 9	0.5625 SF per PC				SF
9 x 18	1.125 SF per PC				SF
9 x 36	2.25 SF per PC				SF
4" Hexagon	0.11 SF per PC				SF
4x7 Rhombo	0.19 SF per PC				SF
CUTASHLAR	4 SF per PC				SF
2x12 Chevron	0.13 SF per PC				SF
4x16 Chevron	0.36 SF per PC				SF
6x24 Chevron	0.83 SF per PC				SF



COMMODITY PRICING

BX (IN BOLD), SOLD IN FULL BOXES

TEAL, SPECIAL ORDER ITEMS

PURPLE, IN-HOUSE FABRICATION

1/18/2017

M PORCELAIN



Cut To Size Porcelain



PMJVBRP24

MOJAVE BROWN POLISHED 23-1/2"X23-1/2"X3/8"
RECTIFIED FIELD TILE PORCELAIN

NUMBER OF FACES 56
PER TCNA GUIDELINES, RUNNING BOND/BRICK
JOINT PATTERNS TO BE SET WITH A MAX.
OFFSET OF 33% AND MIN. GROUT JOINT OF 1/8",
UNLESS OTHERWISE APPROVED BY OWNER

SIZE	PACKING	POLISHED	N/A	N/A	UNITS
Stock/Uncut	<i>*stocked finish</i>	\$9.00			SF
12 x 12	1 SF per PC	\$15.02			SF
12 x 24	2 SF per PC	\$14.76			SF
12 x 18	1.5 SF per PC				SF
16 x 16	1.7 SF per PC				SF
18 x 18	2.25 SF per PC				SF
2 x 2	0.02 SF per PC				SF
24 x 24	4 SF per PC				SF
2 x 12	0.16 SF per PC				SF
2 x 4	0.05 SF per PC				SF
2 x 6	0.083 SF per PC				SF
2 x 8	0.11 SF per PC				SF
3 x 3	0.625 SF per PC	\$19.11			SF
3 x 12	0.25 SF per PC	\$17.27			SF
3 x 24	0.5 SF per PC	\$17.27			SF
3 x 36	0.75 SF per PC				SF
3 x 6	0.125 SF per PC	\$17.91			SF
4 x 4	0.11 SF per PC	\$17.27			SF
4 x 12	0.33 SF per PC	\$16.01			SF
4 x 16	0.44 SF per PC				SF
4 x 24	0.67 SF per PC	\$16.01			SF
4 x 6	0.167 SF per PC	\$17.91			SF
4 x 8	0.22 SF per PC	\$17.16			SF
6 x 6	0.25 SF per PC	\$16.66			SF
6 x 12	0.5 SF per PC	\$14.76			SF
6 x 18	0.75 SF per PC				SF
6 x 24	1 SF per PC	\$14.76			SF
6 x 36	1.5 SF per PC				SF
8 x 8	0.44 SF per PC	\$15.36			SF
8 x 16	0.88 SF per PC				SF
8 x 12	0.67 SF per PC	\$14.76			SF
8 x 24	1.33 SF per PC	\$14.76			SF
9 x 9	0.5625 SF per PC				SF
9 x 18	1.125 SF per PC				SF
9 x 36	2.25 SF per PC				SF
4" Hexagon	0.11 SF per PC				SF
4x7 Rhombo	0.19 SF per PC				SF
CUTASHLAR	4 SF per PC				SF
2x12 Chevron	0.13 SF per PC				SF
4x16 Chevron	0.36 SF per PC				SF
6x24 Chevron	0.83 SF per PC				SF



COMMODITY PRICING

BX (IN BOLD), SOLD IN FULL BOXES

TEAL, SPECIAL ORDER ITEMS

PURPLE, IN-HOUSE FABRICATION

M PORCELAIN



Cut To Size Porcelain



PMJVGRYM2448

MOJAVE GREY MATTE 23-1/2" X 47-1/8" X 3/8"
RECTIFIED FIELD TILE PORCELAIN

DCOF ACUTEST - 0.61,0.59,0.62

NUMBER OF FACES 28

RUNNING BOND/BRICK JOINT PATTERNS TO BE

SET WITH A MAX. OFFSET OF 20% AND MIN.

GROUT JOINT OF 1/8", UNLESS OTHERWISE

APPROVED BY OWNER

SIZE	PACKING	MATTE	N/A	N/A	UNITS
Stock/Uncut	*stocked finish	\$10.75			SF
12 x 12	1 SF per PC	\$17.12			SF
12 x 24	2 SF per PC	\$16.86			SF
12 x 18	1.5 SF per PC				SF
16 x 16	1.7 SF per PC				SF
18 x 18	2.25 SF per PC				SF
2 x 2	0.02 SF per PC				SF
24 x 24	4 SF per PC				SF
2 x 12	0.16 SF per PC				SF
2 x 4	0.05 SF per PC				SF
2 x 6	0.083 SF per PC				SF
2 x 8	0.11 SF per PC				SF
3 x 3	0.625 SF per PC	\$21.21			SF
3 x 12	0.25 SF per PC	\$19.37			SF
3 x 24	0.5 SF per PC	\$19.37			SF
3 x 36	0.75 SF per PC				SF
3 x 6	0.125 SF per PC	\$20.01			SF
4 x 4	0.11 SF per PC	\$19.37			SF
4 x 12	0.33 SF per PC	\$18.11			SF
4 x 16	0.44 SF per PC				SF
4 x 24	0.67 SF per PC	\$18.11			SF
4 x 6	0.167 SF per PC	\$20.01			SF
4 x 8	0.22 SF per PC	\$19.26			SF
6 x 6	0.25 SF per PC	\$18.76			SF
6 x 12	0.5 SF per PC	\$16.86			SF
6 x 18	0.75 SF per PC				SF
6 x 24	1 SF per PC	\$16.86			SF
6 x 36	1.5 SF per PC				SF
8 x 8	0.44 SF per PC	\$17.46			SF
8 x 16	0.88 SF per PC				SF
8 x 12	0.67 SF per PC	\$16.86			SF
8 x 24	1.33 SF per PC	\$16.86			SF
9 x 9	0.5625 SF per PC				SF
9 x 18	1.125 SF per PC				SF
9 x 36	2.25 SF per PC				SF
4" Hexagon	0.11 SF per PC				SF
4x7 Rhombo	0.19 SF per PC				SF
CUTASHLAR	4 SF per PC				SF
2x12 Chevron	0.13 SF per PC				SF
4x16 Chevron	0.36 SF per PC				SF
6x24 Chevron	0.83 SF per PC				SF



COMMODITY PRICING

BX (IN BOLD), SOLD IN FULL BOXES

TEAL, SPECIAL ORDER ITEMS

PURPLE, IN-HOUSE FABRICATION

1/18/2017

M PORCELAIN



Cut To Size Porcelain



PMJVGRYP24

MOJAVE GREY POLISHED 23-1/2" X 23-1/2" X 3/8"
RECTIFIED FIELD TILE PORCELAIN

NUMBER OF FACES 56
PER TCNA GUIDELINES, RUNNING BOND/BRICK
JOINT PATTERNS TO BE SET WITH A MAX.
OFFSET OF 33% AND MIN. GROUT JOINT OF 1/8",
UNLESS OTHERWISE APPROVED BY OWNER

SIZE	PACKING	POLISHED	N/A	N/A	UNITS
Stock/Uncut	<i>*stocked finish</i>	\$9.00			SF
12 x 12	1 SF per PC	\$15.02			SF
12 x 24	2 SF per PC	\$14.76			SF
12 x 18	1.5 SF per PC				SF
16 x 16	1.7 SF per PC				SF
18 x 18	2.25 SF per PC				SF
2 x 2	0.02 SF per PC				SF
24 x 24	4 SF per PC				SF
2 x 12	0.16 SF per PC				SF
2 x 4	0.05 SF per PC				SF
2 x 6	0.083 SF per PC				SF
2 x 8	0.11 SF per PC				SF
3 x 3	0.625 SF per PC	\$19.11			SF
3 x 12	0.25 SF per PC	\$17.27			SF
3 x 24	0.5 SF per PC	\$17.27			SF
3 x 36	0.75 SF per PC				SF
3 x 6	0.125 SF per PC	\$17.91			SF
4 x 4	0.11 SF per PC	\$17.27			SF
4 x 12	0.33 SF per PC	\$16.01			SF
4 x 16	0.44 SF per PC				SF
4 x 24	0.67 SF per PC	\$16.01			SF
4 x 6	0.167 SF per PC	\$17.91			SF
4 x 8	0.22 SF per PC	\$17.16			SF
6 x 6	0.25 SF per PC	\$16.66			SF
6 x 12	0.5 SF per PC	\$14.76			SF
6 x 18	0.75 SF per PC				SF
6 x 24	1 SF per PC	\$14.76			SF
6 x 36	1.5 SF per PC				SF
8 x 8	0.44 SF per PC	\$15.36			SF
8 x 16	0.88 SF per PC				SF
8 x 12	0.67 SF per PC	\$14.76			SF
8 x 24	1.33 SF per PC	\$14.76			SF
9 x 9	0.5625 SF per PC				SF
9 x 18	1.125 SF per PC				SF
9 x 36	2.25 SF per PC				SF
4" Hexagon	0.11 SF per PC				SF
4x7 Rhombo	0.19 SF per PC				SF
CUTASHLAR	4 SF per PC				SF
2x12 Chevron	0.13 SF per PC				SF
4x16 Chevron	0.36 SF per PC				SF
6x24 Chevron	0.83 SF per PC				SF



COMMODITY PRICING

BX (IN BOLD), SOLD IN FULL BOXES

TEAL, SPECIAL ORDER ITEMS

PURPLE, IN-HOUSE FABRICATION

M PORCELAIN



Cut To Size Porcelain



PMJVWHM2448

MOJAVE WHITE MATTE 23-1/2" X 47-1/8" X 3/8"
RECTIFIED FIELD TILE PORCELAIN

DCOF ACUTEST - 0.61,0.59,0.62

NUMBER OF FACES 28

RUNNING BOND/BRICK JOINT PATTERNS TO BE

SET WITH A MAX. OFFSET OF 20% AND MIN.

GROUT JOINT OF 1/8", UNLESS OTHERWISE

APPROVED BY OWNER

SIZE	PACKING	MATTE	N/A	N/A	UNITS
Stock/Uncut	<i>*stocked finish</i>	\$10.75			SF
12 x 12	1 SF per PC	\$17.12			SF
12 x 24	2 SF per PC	\$16.86			SF
12 x 18	1.5 SF per PC				SF
16 x 16	1.7 SF per PC				SF
18 x 18	2.25 SF per PC				SF
2 x 2	0.02 SF per PC				SF
24 x 24	4 SF per PC				SF
2 x 12	0.16 SF per PC				SF
2 x 4	0.05 SF per PC				SF
2 x 6	0.083 SF per PC				SF
2 x 8	0.11 SF per PC				SF
3 x 3	0.625 SF per PC	\$21.21			SF
3 x 12	0.25 SF per PC	\$19.37			SF
3 x 24	0.5 SF per PC	\$19.37			SF
3 x 36	0.75 SF per PC				SF
3 x 6	0.125 SF per PC	\$20.01			SF
4 x 4	0.11 SF per PC	\$19.37			SF
4 x 12	0.33 SF per PC	\$18.11			SF
4 x 16	0.44 SF per PC				SF
4 x 24	0.67 SF per PC	\$18.11			SF
4 x 6	0.167 SF per PC	\$20.01			SF
4 x 8	0.22 SF per PC	\$19.26			SF
6 x 6	0.25 SF per PC	\$18.76			SF
6 x 12	0.5 SF per PC	\$16.86			SF
6 x 18	0.75 SF per PC				SF
6 x 24	1 SF per PC	\$16.86			SF
6 x 36	1.5 SF per PC				SF
8 x 8	0.44 SF per PC	\$17.46			SF
8 x 16	0.88 SF per PC				SF
8 x 12	0.67 SF per PC	\$16.86			SF
8 x 24	1.33 SF per PC	\$16.86			SF
9 x 9	0.5625 SF per PC				SF
9 x 18	1.125 SF per PC				SF
9 x 36	2.25 SF per PC				SF
4" Hexagon	0.11 SF per PC				SF
4x7 Rhombo	0.19 SF per PC				SF
CUTASHLAR	4 SF per PC				SF
2x12 Chevron	0.13 SF per PC				SF
4x16 Chevron	0.36 SF per PC				SF
6x24 Chevron	0.83 SF per PC				SF



COMMODITY PRICING

BX (IN BOLD), SOLD IN FULL BOXES

TEAL, SPECIAL ORDER ITEMS

PURPLE, IN-HOUSE FABRICATION

1/18/2017

M PORCELAIN



Cut To Size Porcelain



PMJVVHP24

MOJAVE WHITE POLISHED 23-1/2" X 23-1/2" X 3/8"
RECTIFIED FIELD TILE PORCELAIN

NUMBER OF FACES 56
PER TCNA GUIDELINES, RUNNING BOND/BRICK
JOINT PATTERNS TO BE SET WITH A MAX.
OFFSET OF 33% AND MIN. GROUT JOINT OF 1/8",
UNLESS OTHERWISE APPROVED BY OWNER

SIZE	PACKING	POLISHED	N/A	N/A	UNITS
Stock/Uncut	<i>*stocked finish</i>	\$9.00			SF
12 x 12	1 SF per PC	\$15.02			SF
12 x 24	2 SF per PC	\$14.76			SF
12 x 18	1.5 SF per PC				SF
16 x 16	1.7 SF per PC				SF
18 x 18	2.25 SF per PC				SF
2 x 2	0.02 SF per PC				SF
24 x 24	4 SF per PC				SF
2 x 12	0.16 SF per PC				SF
2 x 4	0.05 SF per PC				SF
2 x 6	0.083 SF per PC				SF
2 x 8	0.11 SF per PC				SF
3 x 3	0.625 SF per PC	\$19.11			SF
3 x 12	0.25 SF per PC	\$17.27			SF
3 x 24	0.5 SF per PC	\$17.27			SF
3 x 36	0.75 SF per PC				SF
3 x 6	0.125 SF per PC	\$17.91			SF
4 x 4	0.11 SF per PC	\$17.27			SF
4 x 12	0.33 SF per PC	\$16.01			SF
4 x 16	0.44 SF per PC				SF
4 x 24	0.67 SF per PC	\$16.01			SF
4 x 6	0.167 SF per PC	\$17.91			SF
4 x 8	0.22 SF per PC	\$17.16			SF
6 x 6	0.25 SF per PC	\$16.66			SF
6 x 12	0.5 SF per PC	\$14.76			SF
6 x 18	0.75 SF per PC				SF
6 x 24	1 SF per PC	\$14.76			SF
6 x 36	1.5 SF per PC				SF
8 x 8	0.44 SF per PC	\$15.36			SF
8 x 16	0.88 SF per PC				SF
8 x 12	0.67 SF per PC	\$14.76			SF
8 x 24	1.33 SF per PC	\$14.76			SF
9 x 9	0.5625 SF per PC				SF
9 x 18	1.125 SF per PC				SF
9 x 36	2.25 SF per PC				SF
4" Hexagon	0.11 SF per PC				SF
4x7 Rhombo	0.19 SF per PC				SF
CUTASHLAR	4 SF per PC				SF
2x12 Chevron	0.13 SF per PC				SF
4x16 Chevron	0.36 SF per PC				SF
6x24 Chevron	0.83 SF per PC				SF



COMMODITY PRICING

BX (IN BOLD), SOLD IN FULL BOXES

TEAL, SPECIAL ORDER ITEMS

PURPLE, IN-HOUSE FABRICATION

M PORCELAIN



Cut To Size Porcelain



PMOLTGX1224

MOLTEN GOLD POLISHED 12" X 24" X 3/8" FIELD TIL

TECH SPECS: REAL GOLD, WALL USE ONLY!

SIZE	PACKING	POLISHED	N/A	N/A	UNITS
Stock/Uncut	<i>*stocked finish</i>	\$80.00			SF
12 x 12	1 SF per PC	\$105.70			SF
12 x 24	2 SF per PC				SF
12 x 18	1.5 SF per PC				SF
16 x 16	1.7 SF per PC				SF
18 x 18	2.25 SF per PC				SF
2 x 2	0.02 SF per PC				SF
24 x 24	4 SF per PC				SF
2 x 12	0.16 SF per PC				SF
2 x 4	0.05 SF per PC				SF
2 x 6	0.083 SF per PC				SF
2 x 8	0.11 SF per PC				SF
3 x 3	0.625 SF per PC	\$104.25			SF
3 x 12	0.25 SF per PC	\$102.40			SF
3 x 24	0.5 SF per PC	\$102.40			SF
3 x 36	0.75 SF per PC				SF
3 x 6	0.125 SF per PC	\$103.05			SF
4 x 4	0.11 SF per PC	\$102.40			SF
4 x 12	0.33 SF per PC	\$101.15			SF
4 x 16	0.44 SF per PC				SF
4 x 24	0.67 SF per PC	\$101.15			SF
4 x 6	0.167 SF per PC	\$103.05			SF
4 x 8	0.22 SF per PC	\$102.30			SF
6 x 6	0.25 SF per PC	\$101.80			SF
6 x 12	0.5 SF per PC	\$99.90			SF
6 x 18	0.75 SF per PC				SF
6 x 24	1 SF per PC	\$99.90			SF
6 x 36	1.5 SF per PC				SF
8 x 8	0.44 SF per PC				SF
8 x 16	0.88 SF per PC				SF
8 x 12	0.67 SF per PC	\$99.90			SF
8 x 24	1.33 SF per PC				SF
9 x 9	0.5625 SF per PC				SF
9 x 18	1.125 SF per PC				SF
9 x 36	2.25 SF per PC				SF
4" Hexagon	0.11 SF per PC				SF
4x7 Rhombo	0.19 SF per PC				SF
CUTASHLAR	4 SF per PC				SF
2x12 Chevron	0.13 SF per PC				SF
4x16 Chevron	0.36 SF per PC				SF
6x24 Chevron	0.83 SF per PC				SF

BX (IN BOLD), SOLD IN FULL BOXES


TEAL, SPECIAL ORDER ITEMS

PURPLE, IN-HOUSE FABRICATION

M PORCELAIN



Cut To Size Porcelain



PMOLTSX1224

MOLTEN SILVER POLISHED 12" X 24" X 3/8" FIELD T

TECH SPECS: REAL SILVER, WALL USE ONLY!

SIZE	PACKING	POLISHED	N/A	N/A	UNITS
Stock/Uncut	<i>*stocked finish</i>	\$80.00			SF
12 x 12	1 SF per PC	\$105.70			SF
12 x 24	2 SF per PC				SF
12 x 18	1.5 SF per PC				SF
16 x 16	1.7 SF per PC				SF
18 x 18	2.25 SF per PC				SF
2 x 2	0.02 SF per PC				SF
24 x 24	4 SF per PC				SF
2 x 12	0.16 SF per PC				SF
2 x 4	0.05 SF per PC				SF
2 x 6	0.083 SF per PC				SF
2 x 8	0.11 SF per PC				SF
3 x 3	0.625 SF per PC	\$104.25			SF
3 x 12	0.25 SF per PC	\$102.40			SF
3 x 24	0.5 SF per PC	\$102.40			SF
3 x 36	0.75 SF per PC				SF
3 x 6	0.125 SF per PC	\$103.05			SF
4 x 4	0.11 SF per PC	\$102.40			SF
4 x 12	0.33 SF per PC	\$101.15			SF
4 x 16	0.44 SF per PC				SF
4 x 24	0.67 SF per PC	\$101.15			SF
4 x 6	0.167 SF per PC	\$103.05			SF
4 x 8	0.22 SF per PC	\$102.30			SF
6 x 6	0.25 SF per PC	\$101.80			SF
6 x 12	0.5 SF per PC	\$99.90			SF
6 x 18	0.75 SF per PC				SF
6 x 24	1 SF per PC	\$99.90			SF
6 x 36	1.5 SF per PC				SF
8 x 8	0.44 SF per PC				SF
8 x 16	0.88 SF per PC				SF
8 x 12	0.67 SF per PC	\$99.90			SF
8 x 24	1.33 SF per PC				SF
9 x 9	0.5625 SF per PC				SF
9 x 18	1.125 SF per PC				SF
9 x 36	2.25 SF per PC				SF
4" Hexagon	0.11 SF per PC				SF
4x7 Rhombo	0.19 SF per PC				SF
CUTASHLAR	4 SF per PC				SF
2x12 Chevron	0.13 SF per PC				SF
4x16 Chevron	0.36 SF per PC				SF
6x24 Chevron	0.83 SF per PC				SF

BX (IN BOLD), SOLD IN FULL BOXES

TEAL, SPECIAL ORDER ITEMS

PURPLE, IN-HOUSE FABRICATION

N PORCELAIN

Cut To Size Porcelain



PNPLG1224

NEWPORT LIGHT GREY TEXTURED 12" X 24" X 3/8"
RECTIFIED FIELD TILE

TECH SPECS: do not offset by more than 20%, astm c-
1028 scof test data available: per tcna guidelines

SIZE	PACKING	TEXTURED	N/A	N/A	UNITS
Stock/Uncut	<i>*stocked finish</i>	\$8.00			SF
12 x 12	1 SF per PC	\$13.13			SF
12 x 24	2 SF per PC				SF
12 x 18	1.5 SF per PC				SF
16 x 16	1.7 SF per PC				SF
18 x 18	2.25 SF per PC				SF
2 x 2	0.02 SF per PC				SF
24 x 24	4 SF per PC				SF
2 x 12	0.16 SF per PC				SF
2 x 4	0.05 SF per PC				SF
2 x 6	0.083 SF per PC				SF
2 x 8	0.11 SF per PC				SF
3 x 3	0.625 SF per PC	\$17.40			SF
3 x 12	0.25 SF per PC	\$15.55			SF
3 x 24	0.5 SF per PC	\$15.55			SF
3 x 36	0.75 SF per PC				SF
3 x 6	0.125 SF per PC	\$16.28			SF
4 x 4	0.11 SF per PC	\$15.55			SF
4 x 12	0.33 SF per PC	\$14.30			SF
4 x 16	0.44 SF per PC				SF
4 x 24	0.67 SF per PC	\$14.30			SF
4 x 6	0.167 SF per PC	\$16.20			SF
4 x 8	0.22 SF per PC	\$15.46			SF
6 x 6	0.25 SF per PC	\$14.95			SF
6 x 12	0.5 SF per PC	\$13.13			SF
6 x 18	0.75 SF per PC				SF
6 x 24	1 SF per PC	\$13.13			SF
6 x 36	1.5 SF per PC				SF
8 x 8	0.44 SF per PC				SF
8 x 16	0.88 SF per PC				SF
8 x 12	0.67 SF per PC	\$13.13			SF
8 x 24	1.33 SF per PC				SF
9 x 9	0.5625 SF per PC				SF
9 x 18	1.125 SF per PC				SF
9 x 36	2.25 SF per PC				SF
4" Hexagon	0.11 SF per PC				SF
4x7 Rhombo	0.19 SF per PC				SF
CUTASHLAR	4 SF per PC				SF
2x12 Chevron	0.13 SF per PC				SF
4x16 Chevron	0.36 SF per PC				SF
6x24 Chevron	0.83 SF per PC				SF



COMMODITY PRICING

BX (IN BOLD), SOLD IN FULL BOXES

TEAL, SPECIAL ORDER ITEMS

PURPLE, IN-HOUSE FABRICATION

N PORCELAIN

Cut To Size Porcelain



PNPWH1224

NEWPORT WHITE TEXTURED 12" X 24" X 3/8"
RECTIFIED FIELD TILE

TECH SPECS: do not offset by more than 20%, astm
c-1028 scof test data available: per tcna guidelines

SIZE	PACKING	TEXTURED	N/A	N/A	UNITS
Stock/Uncut	<i>*stocked finish</i>	\$8.00			SF
12 x 12	1 SF per PC	\$13.13			SF
12 x 24	2 SF per PC				SF
12 x 18	1.5 SF per PC				SF
16 x 16	1.7 SF per PC				SF
18 x 18	2.25 SF per PC				SF
2 x 2	0.02 SF per PC				SF
24 x 24	4 SF per PC				SF
2 x 12	0.16 SF per PC				SF
2 x 4	0.05 SF per PC				SF
2 x 6	0.083 SF per PC				SF
2 x 8	0.11 SF per PC				SF
3 x 3	0.625 SF per PC	\$17.40			SF
3 x 12	0.25 SF per PC	\$15.55			SF
3 x 24	0.5 SF per PC	\$15.55			SF
3 x 36	0.75 SF per PC				SF
3 x 6	0.125 SF per PC	\$16.28			SF
4 x 4	0.11 SF per PC	\$15.55			SF
4 x 12	0.33 SF per PC	\$14.30			SF
4 x 16	0.44 SF per PC				SF
4 x 24	0.67 SF per PC	\$14.30			SF
4 x 6	0.167 SF per PC	\$16.20			SF
4 x 8	0.22 SF per PC	\$15.46			SF
6 x 6	0.25 SF per PC	\$14.95			SF
6 x 12	0.5 SF per PC	\$13.13			SF
6 x 18	0.75 SF per PC				SF
6 x 24	1 SF per PC	\$13.13			SF
6 x 36	1.5 SF per PC				SF
8 x 8	0.44 SF per PC				SF
8 x 16	0.88 SF per PC				SF
8 x 12	0.67 SF per PC	\$13.13			SF
8 x 24	1.33 SF per PC				SF
9 x 9	0.5625 SF per PC				SF
9 x 18	1.125 SF per PC				SF
9 x 36	2.25 SF per PC				SF
4" Hexagon	0.11 SF per PC				SF
4x7 Rhombo	0.19 SF per PC				SF
CUTASHLAR	4 SF per PC				SF
2x12 Chevron	0.13 SF per PC				SF
4x16 Chevron	0.36 SF per PC				SF
6x24 Chevron	0.83 SF per PC				SF



COMMODITY PRICING

BX (IN BOLD), SOLD IN FULL BOXES

TEAL, SPECIAL ORDER ITEMS

PURPLE, IN-HOUSE FABRICATION

R PORCELAIN

Cut To Size Porcelain



PRAWBLK24

RAW BLACK MATTE PORCELAIN RECTIFIED
23-5/8" x 23-5/8" x 3/8" FIELD TILE

TECH SPECS: INSTALL WITH MAPEI ULTRAFLEX
LFT THINSET
TECH SPECS: DO NOT OFFSET BY MORE THAN
33%, MINIMUM 1/8" GROUT JOINT MUST BE
USED.

SIZE	PACKING	MATTE	N/A	N/A	UNITS
Stock/Uncut	<i>*stocked finish</i>	\$8.00			SF
12 x 12	1 SF per PC	\$13.70			SF
12 x 24	2 SF per PC	\$13.50			SF
12 x 18	1.5 SF per PC				SF
16 x 16	1.7 SF per PC				SF
18 x 18	2.25 SF per PC				SF
2 x 2	0.02 SF per PC				SF
24 x 24	4 SF per PC				SF
2 x 12	0.16 SF per PC				SF
2 x 4	0.05 SF per PC				SF
2 x 6	0.083 SF per PC				SF
2 x 8	0.11 SF per PC				SF
3 x 3	0.625 SF per PC	\$17.85			SF
3 x 12	0.25 SF per PC	\$16.01			SF
3 x 24	0.5 SF per PC	\$16.01			SF
3 x 36	0.75 SF per PC				SF
3 x 6	0.125 SF per PC	\$16.65			SF
4 x 4	0.11 SF per PC	\$16.01			SF
4 x 12	0.33 SF per PC	\$14.75			SF
4 x 16	0.44 SF per PC				SF
4 x 24	0.67 SF per PC	\$14.75			SF
4 x 6	0.167 SF per PC	\$16.65			SF
4 x 8	0.22 SF per PC	\$15.91			SF
6 x 6	0.25 SF per PC	\$16.56			SF
6 x 12	0.5 SF per PC	\$13.52			SF
6 x 18	0.75 SF per PC				SF
6 x 24	1 SF per PC	\$13.52			SF
6 x 36	1.5 SF per PC				SF
8 x 8	0.44 SF per PC	\$14.10			SF
8 x 16	0.88 SF per PC				SF
8 x 12	0.67 SF per PC	\$13.52			SF
8 x 24	1.33 SF per PC	\$13.52			SF
9 x 9	0.5625 SF per PC				SF
9 x 18	1.125 SF per PC				SF
9 x 36	2.25 SF per PC				SF
4" Hexagon	0.11 SF per PC				SF
4x7 Rhombo	0.19 SF per PC				SF
CUTASHLAR	4 SF per PC				SF
2x12 Chevron	0.13 SF per PC				SF
4x16 Chevron	0.36 SF per PC				SF
6x24 Chevron	0.83 SF per PC				SF



COMMODITY PRICING

BX (IN BOLD), SOLD IN FULL BOXES

TEAL, SPECIAL ORDER ITEMS

PURPLE, IN-HOUSE FABRICATION

R PORCELAIN

Cut To Size Porcelain



PRAWGRY24

RAW GREY MATTE PORCELAIN RECTIFIED
23-5/8" x 23-5/8" x 3/8" FIELD TILE

TECH SPECS: INSTALL WITH MAPEI ULTRAFLEX
LFT THINSET

TECH SPECS: DO NOT OFFSET BY MORE THAN
33%, MINIMUM 1/8" GROUT JOINT MUST BE
USED.

SIZE	PACKING	MATTE	N/A	N/A	UNITS
Stock/Uncut	*stocked finish	\$8.00			SF
12 x 12	1 SF per PC	\$13.70			SF
12 x 24	2 SF per PC	\$13.50			SF
12 x 18	1.5 SF per PC				SF
16 x 16	1.7 SF per PC				SF
18 x 18	2.25 SF per PC				SF
2 x 2	0.02 SF per PC				SF
24 x 24	4 SF per PC				SF
2 x 12	0.16 SF per PC				SF
2 x 4	0.05 SF per PC				SF
2 x 6	0.083 SF per PC				SF
2 x 8	0.11 SF per PC				SF
3 x 3	0.625 SF per PC	\$17.85			SF
3 x 12	0.25 SF per PC	\$16.01			SF
3 x 24	0.5 SF per PC	\$16.01			SF
3 x 36	0.75 SF per PC				SF
3 x 6	0.125 SF per PC	\$16.65			SF
4 x 4	0.11 SF per PC	\$16.01			SF
4 x 12	0.33 SF per PC	\$14.75			SF
4 x 16	0.44 SF per PC				SF
4 x 24	0.67 SF per PC	\$14.75			SF
4 x 6	0.167 SF per PC	\$16.65			SF
4 x 8	0.22 SF per PC	\$15.91			SF
6 x 6	0.25 SF per PC	\$16.56			SF
6 x 12	0.5 SF per PC	\$13.52			SF
6 x 18	0.75 SF per PC				SF
6 x 24	1 SF per PC	\$13.52			SF
6 x 36	1.5 SF per PC				SF
8 x 8	0.44 SF per PC	\$14.10			SF
8 x 16	0.88 SF per PC				SF
8 x 12	0.67 SF per PC	\$13.52			SF
8 x 24	1.33 SF per PC	\$13.52			SF
9 x 9	0.5625 SF per PC				SF
9 x 18	1.125 SF per PC				SF
9 x 36	2.25 SF per PC				SF
4" Hexagon	0.11 SF per PC				SF
4x7 Rhombo	0.19 SF per PC				SF
CUTASHLAR	4 SF per PC				SF
2x12 Chevron	0.13 SF per PC				SF
4x16 Chevron	0.36 SF per PC				SF
6x24 Chevron	0.83 SF per PC				SF



COMMODITY PRICING

BX (IN BOLD), SOLD IN FULL BOXES

TEAL, SPECIAL ORDER ITEMS

PURPLE, IN-HOUSE FABRICATION

R PORCELAIN

Cut To Size Porcelain



PRAWLIN24

RAW LINEN MATTE PORCELAIN RECTIFIED
23-5/8" x 23-5/8" x 3/8" FIELD TILE

TECH SPECS: INSTALL WITH MAPEI ULTRAFLEX
LFT THINSET
TECH SPECS: DO NOT OFFSET BY MORE THAN
33%, MINIMUM 1/8" GROUT JOINT MUST BE
USED.

SIZE	PACKING	MATTE	N/A	N/A	UNITS
Stock/Uncut	<i>*stocked finish</i>	\$8.00			SF
12 x 12	1 SF per PC	\$13.70			SF
12 x 24	2 SF per PC	\$13.50			SF
12 x 18	1.5 SF per PC				SF
16 x 16	1.7 SF per PC				SF
18 x 18	2.25 SF per PC				SF
2 x 2	0.02 SF per PC				SF
24 x 24	4 SF per PC				SF
2 x 12	0.16 SF per PC				SF
2 x 4	0.05 SF per PC				SF
2 x 6	0.083 SF per PC				SF
2 x 8	0.11 SF per PC				SF
3 x 3	0.625 SF per PC	\$17.85			SF
3 x 12	0.25 SF per PC	\$16.01			SF
3 x 24	0.5 SF per PC	\$16.01			SF
3 x 36	0.75 SF per PC				SF
3 x 6	0.125 SF per PC	\$16.65			SF
4 x 4	0.11 SF per PC	\$16.01			SF
4 x 12	0.33 SF per PC	\$14.75			SF
4 x 16	0.44 SF per PC				SF
4 x 24	0.67 SF per PC	\$14.75			SF
4 x 6	0.167 SF per PC	\$16.65			SF
4 x 8	0.22 SF per PC	\$15.91			SF
6 x 6	0.25 SF per PC	\$16.56			SF
6 x 12	0.5 SF per PC	\$13.52			SF
6 x 18	0.75 SF per PC				SF
6 x 24	1 SF per PC	\$13.52			SF
6 x 36	1.5 SF per PC				SF
8 x 8	0.44 SF per PC	\$14.10			SF
8 x 16	0.88 SF per PC				SF
8 x 12	0.67 SF per PC	\$13.52			SF
8 x 24	1.33 SF per PC	\$13.52			SF
9 x 9	0.5625 SF per PC				SF
9 x 18	1.125 SF per PC				SF
9 x 36	2.25 SF per PC				SF
4" Hexagon	0.11 SF per PC				SF
4x7 Rhombo	0.19 SF per PC				SF
CUTASHLAR	4 SF per PC				SF
2x12 Chevron	0.13 SF per PC				SF
4x16 Chevron	0.36 SF per PC				SF
6x24 Chevron	0.83 SF per PC				SF



COMMODITY PRICING

BX (IN BOLD), SOLD IN FULL BOXES

TEAL, SPECIAL ORDER ITEMS

PURPLE, IN-HOUSE FABRICATION

R PORCELAIN

Cut To Size Porcelain



PRAWWH24

RAW WHITE MATTE 23-5/8" X 23-5/8" X 3/8"
RECTIFIED FIELD TILE

TECH SPECS: INSTALL WITH MAPEI ULTRAFLEX
LFT THINSET
TECH SPECS: DO NOT OFFSET BY MORE THAN
33%, MINIMUM 1/8" GROUT JOINT MUST BE
USED.

SIZE	PACKING	MATTE	N/A	N/A	UNITS
Stock/Uncut	<i>*stocked finish</i>	\$8.00			SF
12 x 12	1 SF per PC	\$13.70			SF
12 x 24	2 SF per PC	\$13.50			SF
12 x 18	1.5 SF per PC				SF
16 x 16	1.7 SF per PC				SF
18 x 18	2.25 SF per PC				SF
2 x 2	0.02 SF per PC				SF
24 x 24	4 SF per PC				SF
2 x 12	0.16 SF per PC				SF
2 x 4	0.05 SF per PC				SF
2 x 6	0.083 SF per PC				SF
2 x 8	0.11 SF per PC				SF
3 x 3	0.625 SF per PC	\$17.85			SF
3 x 12	0.25 SF per PC	\$16.01			SF
3 x 24	0.5 SF per PC	\$16.01			SF
3 x 36	0.75 SF per PC				SF
3 x 6	0.125 SF per PC	\$16.65			SF
4 x 4	0.11 SF per PC	\$16.01			SF
4 x 12	0.33 SF per PC	\$14.75			SF
4 x 16	0.44 SF per PC				SF
4 x 24	0.67 SF per PC	\$14.75			SF
4 x 6	0.167 SF per PC	\$16.65			SF
4 x 8	0.22 SF per PC	\$15.91			SF
6 x 6	0.25 SF per PC	\$16.56			SF
6 x 12	0.5 SF per PC	\$13.52			SF
6 x 18	0.75 SF per PC				SF
6 x 24	1 SF per PC	\$13.52			SF
6 x 36	1.5 SF per PC				SF
8 x 8	0.44 SF per PC	\$14.10			SF
8 x 16	0.88 SF per PC				SF
8 x 12	0.67 SF per PC	\$13.52			SF
8 x 24	1.33 SF per PC	\$13.52			SF
9 x 9	0.5625 SF per PC				SF
9 x 18	1.125 SF per PC				SF
9 x 36	2.25 SF per PC				SF
4" Hexagon	0.11 SF per PC				SF
4x7 Rhombo	0.19 SF per PC				SF
CUTASHLAR	4 SF per PC				SF
2x12 Chevron	0.13 SF per PC				SF
4x16 Chevron	0.36 SF per PC				SF
6x24 Chevron	0.83 SF per PC				SF



COMMODITY PRICING

BX (IN BOLD), SOLD IN FULL BOXES

TEAL, SPECIAL ORDER ITEMS

PURPLE, IN-HOUSE FABRICATION

S PORCELAIN

Cut To Size Porcelain



PSADGP1836

SAHARA DARK GREY 18 X 36 X 3/8 POLISHED
FIELD

rectified

TECH SPECS: do not offset by more than 25% dcof
acu test 0.66

SIZE	PACKING	POLISHED	N/A	N/A	UNITS
Stock/Uncut	<i>*stocked finish</i>	\$10.50			SF
12 x 12	1 SF per PC				SF
12 x 24	2 SF per PC				SF
12 x 18	1.5 SF per PC				SF
16 x 16	1.7 SF per PC				SF
18 x 18	2.25 SF per PC				SF
2 x 2	0.02 SF per PC				SF
24 x 24	4 SF per PC				SF
2 x 12	0.16 SF per PC				SF
2 x 4	0.05 SF per PC				SF
2 x 6	0.083 SF per PC				SF
2 x 8	0.11 SF per PC				SF
3 x 3	0.625 SF per PC				SF
3 x 12	0.25 SF per PC				SF
3 x 24	0.5 SF per PC				SF
3 x 36	0.75 SF per PC	\$21.90			SF
3 x 6	0.125 SF per PC				SF
4 x 4	0.11 SF per PC				SF
4 x 12	0.33 SF per PC				SF
4 x 16	0.44 SF per PC				SF
4 x 24	0.67 SF per PC				SF
4 x 6	0.167 SF per PC				SF
4 x 8	0.22 SF per PC				SF
6 x 6	0.25 SF per PC				SF
6 x 12	0.5 SF per PC				SF
6 x 18	0.75 SF per PC				SF
6 x 24	1 SF per PC				SF
6 x 36	1.5 SF per PC	\$19.89			SF
8 x 8	0.44 SF per PC				SF
8 x 16	0.88 SF per PC				SF
8 x 12	0.67 SF per PC				SF
8 x 24	1.33 SF per PC				SF
9 x 9	0.5625 SF per PC				SF
9 x 18	1.125 SF per PC				SF
9 x 36	2.25 SF per PC	\$19.89			SF
4" Hexagon	0.11 SF per PC				SF
4x7 Rhombo	0.19 SF per PC				SF
CUTASHLAR	4 SF per PC				SF
2x12 Chevron	0.13 SF per PC				SF
4x16 Chevron	0.36 SF per PC				SF
6x24 Chevron	0.83 SF per PC				SF



COMMODITY PRICING

BX (IN BOLD), SOLD IN FULL BOXES

TEAL, SPECIAL ORDER ITEMS

PURPLE, IN-HOUSE FABRICATION

8/15/2017

S PORCELAIN

Cut To Size Porcelain



PSTSMP1224

SMOKE GREY HIGH HONED/
UNDULATED 12" X 24" X 3/8" RECTIFIED
FIELD TILE

TECH SPECS: PER TCNA GUIDELINES, RUNNING
BOND/BRICK JOINT PATTERNS TO BE SET WITH
A MAX. OFFSET OF 33% AND MIN. GROUT JOINT
OF 1/8", UNLESS OTHERWISE APPROVED BY
OWNER

SIZE	PACKING	POLISHED	N/A	N/A	UNITS
Stock/Uncut	*stocked finish	\$11.00			SF
12 x 12	1 SF per PC	\$17.10			SF
12 x 24	2 SF per PC				SF
12 x 18	1.5 SF per PC				SF
16 x 16	1.7 SF per PC				SF
18 x 18	2.25 SF per PC				SF
2 x 2	0.02 SF per PC				SF
24 x 24	4 SF per PC				SF
2 x 12	0.16 SF per PC				SF
2 x 4	0.05 SF per PC				SF
2 x 6	0.083 SF per PC				SF
2 x 8	0.11 SF per PC				SF
3 x 3	0.625 SF per PC	\$21.12			SF
3 x 12	0.25 SF per PC	\$19.45			SF
3 x 24	0.5 SF per PC	\$19.45			SF
3 x 36	0.75 SF per PC				SF
3 x 6	0.125 SF per PC	\$19.92			SF
4 x 4	0.11 SF per PC	\$19.45			SF
4 x 12	0.33 SF per PC	\$18.02			SF
4 x 16	0.44 SF per PC				SF
4 x 24	0.67 SF per PC	\$18.02			SF
4 x 6	0.167 SF per PC	\$19.92			SF
4 x 8	0.22 SF per PC	\$19.18			SF
6 x 6	0.25 SF per PC	\$18.67			SF
6 x 12	0.5 SF per PC	\$16.77			SF
6 x 18	0.75 SF per PC				SF
6 x 24	1 SF per PC	\$16.77			SF
6 x 36	1.5 SF per PC				SF
8 x 8	0.44 SF per PC				SF
8 x 16	0.88 SF per PC				SF
8 x 12	0.67 SF per PC	\$16.77			SF
8 x 24	1.33 SF per PC				SF
9 x 9	0.5625 SF per PC				SF
9 x 18	1.125 SF per PC				SF
9 x 36	2.25 SF per PC				SF
4" Hexagon	0.11 SF per PC				SF
4x7 Rhombo	0.19 SF per PC				SF
CUTASHLAR	4 SF per PC				SF
2x12 Chevron	0.13 SF per PC				SF
4x16 Chevron	0.36 SF per PC				SF
6x24 Chevron	0.83 SF per PC				SF



COMMODITY PRICING

BX (IN BOLD), SOLD IN FULL BOXES

TEAL, SPECIAL ORDER ITEMS

PURPLE, IN-HOUSE FABRICATION

S PORCELAIN

Cut To Size Porcelain



PSOLBKM24

SOLID BLACK MATTE 24" X 24" X 3/8" RECTIFIED
FIELD TILE

TECH SPECS: DCOF ACUTEST - 0.49,0.49,0.48
PER TCNA GUIDELINES, RUNNING BOND/BRICK
JOINT PATTERNS TO BE SET WITH A MAX. OFFSET
OF 33% AND MIN. GROUT JOINT OF 1/16", UNLESS
OTHERWISE APPROVED BY OWNER

SIZE	PACKING	MATTE	N/A	N/A	UNITS
Stock/Uncut	<i>*stocked finish</i>	\$8.50			SF
12 x 12	1 SF per PC	\$14.94			SF
12 x 24	2 SF per PC	\$14.72			SF
12 x 18	1.5 SF per PC				SF
16 x 16	1.7 SF per PC				SF
18 x 18	2.25 SF per PC				SF
2 x 2	0.02 SF per PC				SF
24 x 24	4 SF per PC				SF
2 x 12	0.16 SF per PC				SF
2 x 4	0.05 SF per PC				SF
2 x 6	0.083 SF per PC				SF
2 x 8	0.11 SF per PC				SF
3 x 3	0.625 SF per PC	\$19.07			SF
3 x 12	0.25 SF per PC	\$17.23			SF
3 x 24	0.5 SF per PC	\$17.23			SF
3 x 36	0.75 SF per PC				SF
3 x 6	0.125 SF per PC	\$17.87			SF
4 x 4	0.11 SF per PC	\$17.23			SF
4 x 12	0.33 SF per PC	\$15.97			SF
4 x 16	0.44 SF per PC				SF
4 x 24	0.67 SF per PC	\$15.97			SF
4 x 6	0.167 SF per PC	\$17.87			SF
4 x 8	0.22 SF per PC	\$17.12			SF
6 x 6	0.25 SF per PC	\$16.62			SF
6 x 12	0.5 SF per PC	\$14.72			SF
6 x 18	0.75 SF per PC				SF
6 x 24	1 SF per PC	\$14.72			SF
6 x 36	1.5 SF per PC				SF
8 x 8	0.44 SF per PC	\$15.32			SF
8 x 16	0.88 SF per PC				SF
8 x 12	0.67 SF per PC	\$14.72			SF
8 x 24	1.33 SF per PC	\$14.72			SF
9 x 9	0.5625 SF per PC				SF
9 x 18	1.125 SF per PC				SF
9 x 36	2.25 SF per PC				SF
4" Hexagon	0.11 SF per PC				SF
4x7 Rhombo	0.19 SF per PC				SF
CUTASHLAR	4 SF per PC				SF
2x12 Chevron	0.13 SF per PC				SF
4x16 Chevron	0.36 SF per PC				SF
6x24 Chevron	0.83 SF per PC				SF



COMMODITY PRICING

BX (IN BOLD), SOLD IN FULL BOXES

TEAL, SPECIAL ORDER ITEMS

PURPLE, IN-HOUSE FABRICATION

S PORCELAIN

Cut To Size Porcelain



PSOLGRYM24

SOLID GREY MATTE 24" X 24" X 3/8" RECTIFIED
FIELD TILE

TECH SPECS: DCOF ACUTEST - 0.78,0.78,0.76
PER TCNA GUIDELINES, RUNNING BOND/BRICK
JOINT PATTERNS TO BE SET WITH A MAX. OFFSET
OF 33% AND MIN. GROUT JOINT OF 1/16", UNLESS
OTHERWISE APPROVED BY OWNER

SIZE	PACKING	MATTE	N/A	N/A	UNITS
Stock/Uncut	*stocked finish	\$8.50			SF
12 x 12	1 SF per PC	\$14.94			SF
12 x 24	2 SF per PC	\$14.72			SF
12 x 18	1.5 SF per PC				SF
16 x 16	1.7 SF per PC				SF
18 x 18	2.25 SF per PC				SF
2 x 2	0.02 SF per PC				SF
24 x 24	4 SF per PC				SF
2 x 12	0.16 SF per PC				SF
2 x 4	0.05 SF per PC				SF
2 x 6	0.083 SF per PC				SF
2 x 8	0.11 SF per PC				SF
3 x 3	0.625 SF per PC	\$19.07			SF
3 x 12	0.25 SF per PC	\$17.23			SF
3 x 24	0.5 SF per PC	\$17.23			SF
3 x 36	0.75 SF per PC				SF
3 x 6	0.125 SF per PC	\$17.87			SF
4 x 4	0.11 SF per PC	\$17.23			SF
4 x 12	0.33 SF per PC	\$15.97			SF
4 x 16	0.44 SF per PC				SF
4 x 24	0.67 SF per PC	\$15.97			SF
4 x 6	0.167 SF per PC	\$17.87			SF
4 x 8	0.22 SF per PC	\$17.12			SF
6 x 6	0.25 SF per PC	\$16.62			SF
6 x 12	0.5 SF per PC	\$14.72			SF
6 x 18	0.75 SF per PC				SF
6 x 24	1 SF per PC	\$14.72			SF
6 x 36	1.5 SF per PC				SF
8 x 8	0.44 SF per PC	\$15.32			SF
8 x 16	0.88 SF per PC				SF
8 x 12	0.67 SF per PC	\$14.72			SF
8 x 24	1.33 SF per PC	\$14.72			SF
9 x 9	0.5625 SF per PC				SF
9 x 18	1.125 SF per PC				SF
9 x 36	2.25 SF per PC				SF
4" Hexagon	0.11 SF per PC				SF
4x7 Rhombo	0.19 SF per PC				SF
CUTASHLAR	4 SF per PC				SF
2x12 Chevron	0.13 SF per PC				SF
4x16 Chevron	0.36 SF per PC				SF
6x24 Chevron	0.83 SF per PC				SF



COMMODITY PRICING

BX (IN BOLD), SOLD IN FULL BOXES

TEAL, SPECIAL ORDER ITEMS

PURPLE, IN-HOUSE FABRICATION

S PORCELAIN

Cut To Size Porcelain



SIZE	PACKING	MATTE	N/A	N/A	UNITS
Stock/Uncut	<i>*stocked finish</i>	\$9.00			SF
12 x 12	1 SF per PC	\$16.30			SF
12 x 24	2 SF per PC	\$16.00			SF
12 x 18	1.5 SF per PC				SF
16 x 16	1.7 SF per PC				SF
18 x 18	2.25 SF per PC				SF
2 x 2	0.02 SF per PC				SF
24 x 24	4 SF per PC				SF
2 x 12	0.16 SF per PC				SF
2 x 4	0.05 SF per PC				SF
2 x 6	0.083 SF per PC				SF
2 x 8	0.11 SF per PC				SF
3 x 3	0.625 SF per PC	\$20.35			SF
3 x 12	0.25 SF per PC	\$18.51			SF
3 x 24	0.5 SF per PC	\$18.51			SF
3 x 36	0.75 SF per PC				SF
3 x 6	0.125 SF per PC	\$19.15			SF
4 x 4	0.11 SF per PC	\$18.51			SF
4 x 12	0.33 SF per PC	\$17.25			SF
4 x 16	0.44 SF per PC				SF
4 x 24	0.67 SF per PC	\$17.25			SF
4 x 6	0.167 SF per PC	\$19.15			SF
4 x 8	0.22 SF per PC	\$18.40			SF
6 x 6	0.25 SF per PC	\$17.90			SF
6 x 12	0.5 SF per PC	\$16.00			SF
6 x 18	0.75 SF per PC				SF
6 x 24	1 SF per PC	\$16.00			SF
6 x 36	1.5 SF per PC				SF
8 x 8	0.44 SF per PC	\$16.60			SF
8 x 16	0.88 SF per PC				SF
8 x 12	0.67 SF per PC	\$16.00			SF
8 x 24	1.33 SF per PC	\$16.00			SF
9 x 9	0.5625 SF per PC				SF
9 x 18	1.125 SF per PC				SF
9 x 36	2.25 SF per PC				SF
4" Hexagon	0.11 SF per PC				SF
4x7 Rhombo	0.19 SF per PC				SF
CUTASHLAR	4 SF per PC				SF
2x12 Chevron	0.13 SF per PC				SF
4x16 Chevron	0.36 SF per PC				SF
6x24 Chevron	0.83 SF per PC				SF

PSOLWHM24

SOLID WHITE MATTE 24" X 24" X 3/8" RECTIFIED
FIELD TILE

TECH SPECS: DCOF ACUTEST - 0.50,0.49,0.52
PER TCNA GUIDELINES, RUNNING BOND/BRICK
JOINT PATTERNS TO BE SET WITH A MAX. OFFSET
OF 33% AND MIN. GROUT JOINT OF 1/16", UNLESS
OTHERWISE APPROVED BY OWNER



COMMODITY PRICING

BX (IN BOLD), SOLD IN FULL BOXES

TEAL, SPECIAL ORDER ITEMS

PURPLE, IN-HOUSE FABRICATION

S PORCELAIN

Cut To Size Porcelain



PSNTDGRP24

SONATA DARK GREY POLISHED 24" X 24" X 3/8"
RECTIFIED FIELD TILE

Lappato PEI IV

TECH SPECS: DCOF ACUTEST - 0.45, 0.46, 0.44
TECH SPECS: PER TCNA GUIDELINES, RUNNING
BOND/BRICK JOINT PATTERNS TO BE SET WITH
A MAX. OFFSET OF 33% AND MIN. GROUT JOINT
OF 1/8", UNLESS OTHERWISE APPROVED BY
OWNER

SIZE	PACKING	POLISHED	N/A	N/A	UNITS
Stock/Uncut	*stocked finish	\$9.00			SF
12 x 12	1 SF per PC	\$12.80			SF
12 x 24	2 SF per PC	\$13.90			SF
12 x 18	1.5 SF per PC				SF
16 x 16	1.7 SF per PC				SF
18 x 18	2.25 SF per PC				SF
2 x 2	0.02 SF per PC				SF
24 x 24	4 SF per PC				SF
2 x 12	0.16 SF per PC				SF
2 x 4	0.05 SF per PC				SF
2 x 6	0.083 SF per PC				SF
2 x 8	0.11 SF per PC				SF
3 x 3	0.625 SF per PC				SF
3 x 12	0.25 SF per PC				SF
3 x 24	0.5 SF per PC				SF
3 x 36	0.75 SF per PC				SF
3 x 6	0.125 SF per PC				SF
4 x 4	0.11 SF per PC				SF
4 x 12	0.33 SF per PC				SF
4 x 16	0.44 SF per PC				SF
4 x 24	0.67 SF per PC				SF
4 x 6	0.167 SF per PC				SF
4 x 8	0.22 SF per PC				SF
6 x 6	0.25 SF per PC	\$15.80			SF
6 x 12	0.5 SF per PC	\$13.90			SF
6 x 18	0.75 SF per PC				SF
6 x 24	1 SF per PC	\$13.90			SF
6 x 36	1.5 SF per PC				SF
8 x 8	0.44 SF per PC	\$14.50			SF
8 x 16	0.88 SF per PC				SF
8 x 12	0.67 SF per PC	\$13.90			SF
8 x 24	1.33 SF per PC	\$13.90			SF
9 x 9	0.5625 SF per PC				SF
9 x 18	1.125 SF per PC				SF
9 x 36	2.25 SF per PC				SF
4" Hexagon	0.11 SF per PC				SF
4x7 Rhombo	0.19 SF per PC				SF
CUTASHLAR	4 SF per PC				SF
2x12 Chevron	0.13 SF per PC				SF
4x16 Chevron	0.36 SF per PC				SF
6x24 Chevron	0.83 SF per PC				SF



COMMODITY PRICING

BX (IN BOLD), SOLD IN FULL BOXES

TEAL, SPECIAL ORDER ITEMS

PURPLE, IN-HOUSE FABRICATION

T PORCELAIN

Cut To Size Porcelain



PTWGRYDM24

TIMEWORN DARK GREY MATTE 23-5/8" X 23-5/8"
X 3/8" RECTIFIED FIELD TILE

TECH SPECS:DCOF ACUTEST: 0.58, 0.55,0.59

SIZE	PACKING	MATTE	N/A	N/A	UNITS
Stock/Uncut	<i>*stocked finish</i>	\$8.00			SF
12 x 12	1 SF per PC	\$13.35			SF
12 x 24	2 SF per PC				SF
12 x 18	1.5 SF per PC				SF
16 x 16	1.7 SF per PC				SF
18 x 18	2.25 SF per PC				SF
2 x 2	0.02 SF per PC				SF
24 x 24	4 SF per PC				SF
2 x 12	0.16 SF per PC				SF
2 x 4	0.05 SF per PC				SF
2 x 6	0.083 SF per PC				SF
2 x 8	0.11 SF per PC				SF
3 x 3	0.625 SF per PC				SF
3 x 12	0.25 SF per PC				SF
3 x 24	0.5 SF per PC				SF
3 x 36	0.75 SF per PC				SF
3 x 6	0.125 SF per PC				SF
4 x 4	0.11 SF per PC	\$15.66			SF
4 x 12	0.33 SF per PC	\$14.41			SF
4 x 16	0.44 SF per PC				SF
4 x 24	0.67 SF per PC	\$14.41			SF
4 x 6	0.167 SF per PC	\$16.31			SF
4 x 8	0.22 SF per PC	\$15.57			SF
6 x 6	0.25 SF per PC	\$15.08			SF
6 x 12	0.5 SF per PC	\$13.16			SF
6 x 18	0.75 SF per PC				SF
6 x 24	1 SF per PC	\$13.16			SF
6 x 36	1.5 SF per PC				SF
8 x 8	0.44 SF per PC				SF
8 x 16	0.88 SF per PC				SF
8 x 12	0.67 SF per PC	\$13.16			SF
8 x 24	1.33 SF per PC				SF
9 x 9	0.5625 SF per PC				SF
9 x 18	1.125 SF per PC				SF
9 x 36	2.25 SF per PC				SF
4" Hexagon	0.11 SF per PC				SF
4x7 Rhombo	0.19 SF per PC				SF
CUTASHLAR	4 SF per PC				SF
2x12 Chevron	0.13 SF per PC				SF
4x16 Chevron	0.36 SF per PC				SF
6x24 Chevron	0.83 SF per PC				SF



COMMODITY PRICING

BX (IN BOLD), SOLD IN FULL BOXES

TEAL, SPECIAL ORDER ITEMS

PURPLE, IN-HOUSE FABRICATION

T PORCELAIN

Cut To Size Porcelain



PTWGRYLM24

TIMEWORN LIGHT GREY MATTE 23-5/8" X 23-5/8"
X 3/8" RECTIFIED FIELD TILE

TECH SPECS:DCOF ACUTEST: 0.58, 0.55,0.59

SIZE	PACKING	MATTE	N/A	N/A	UNITS
Stock/Uncut	<i>*stocked finish</i>	\$8.00			SF
12 x 12	1 SF per PC	\$13.35			SF
12 x 24	2 SF per PC				SF
12 x 18	1.5 SF per PC				SF
16 x 16	1.7 SF per PC				SF
18 x 18	2.25 SF per PC				SF
2 x 2	0.02 SF per PC				SF
24 x 24	4 SF per PC				SF
2 x 12	0.16 SF per PC				SF
2 x 4	0.05 SF per PC				SF
2 x 6	0.083 SF per PC				SF
2 x 8	0.11 SF per PC				SF
3 x 3	0.625 SF per PC				SF
3 x 12	0.25 SF per PC				SF
3 x 24	0.5 SF per PC				SF
3 x 36	0.75 SF per PC				SF
3 x 6	0.125 SF per PC				SF
4 x 4	0.11 SF per PC	\$15.66			SF
4 x 12	0.33 SF per PC	\$14.41			SF
4 x 16	0.44 SF per PC				SF
4 x 24	0.67 SF per PC	\$14.41			SF
4 x 6	0.167 SF per PC	\$16.31			SF
4 x 8	0.22 SF per PC	\$15.57			SF
6 x 6	0.25 SF per PC	\$15.08			SF
6 x 12	0.5 SF per PC	\$13.16			SF
6 x 18	0.75 SF per PC				SF
6 x 24	1 SF per PC	\$13.16			SF
6 x 36	1.5 SF per PC				SF
8 x 8	0.44 SF per PC				SF
8 x 16	0.88 SF per PC				SF
8 x 12	0.67 SF per PC	\$13.16			SF
8 x 24	1.33 SF per PC				SF
9 x 9	0.5625 SF per PC				SF
9 x 18	1.125 SF per PC				SF
9 x 36	2.25 SF per PC				SF
4" Hexagon	0.11 SF per PC				SF
4x7 Rhombo	0.19 SF per PC				SF
CUTASHLAR	4 SF per PC				SF
2x12 Chevron	0.13 SF per PC				SF
4x16 Chevron	0.36 SF per PC				SF
6x24 Chevron	0.83 SF per PC				SF



COMMODITY PRICING

BX (IN BOLD), SOLD IN FULL BOXES

TEAL, SPECIAL ORDER ITEMS

PURPLE, IN-HOUSE FABRICATION

T PORCELAIN

Cut To Size Porcelain



PTWWHM24

TIMEWORN WHITE MATTE 23-5/8" X 23-5/8" X
3/8" RECTIFIED FIELD TILE

TECH SPECS: DCOF ACUTEST: 0.58, 0.55, 0.59

SIZE	PACKING	MATTE	N/A	N/A	UNITS
Stock/Uncut	<i>*stocked finish</i>	\$8.00			SF
12 x 12	1 SF per PC	\$13.35			SF
12 x 24	2 SF per PC				SF
12 x 18	1.5 SF per PC				SF
16 x 16	1.7 SF per PC				SF
18 x 18	2.25 SF per PC				SF
2 x 2	0.02 SF per PC				SF
24 x 24	4 SF per PC				SF
2 x 12	0.16 SF per PC				SF
2 x 4	0.05 SF per PC				SF
2 x 6	0.083 SF per PC				SF
2 x 8	0.11 SF per PC				SF
3 x 3	0.625 SF per PC				SF
3 x 12	0.25 SF per PC				SF
3 x 24	0.5 SF per PC				SF
3 x 36	0.75 SF per PC				SF
3 x 6	0.125 SF per PC				SF
4 x 4	0.11 SF per PC	\$15.66			SF
4 x 12	0.33 SF per PC	\$14.41			SF
4 x 16	0.44 SF per PC				SF
4 x 24	0.67 SF per PC	\$14.41			SF
4 x 6	0.167 SF per PC	\$16.31			SF
4 x 8	0.22 SF per PC	\$15.57			SF
6 x 6	0.25 SF per PC	\$15.08			SF
6 x 12	0.5 SF per PC	\$13.16			SF
6 x 18	0.75 SF per PC				SF
6 x 24	1 SF per PC	\$13.16			SF
6 x 36	1.5 SF per PC				SF
8 x 8	0.44 SF per PC				SF
8 x 16	0.88 SF per PC				SF
8 x 12	0.67 SF per PC	\$13.16			SF
8 x 24	1.33 SF per PC				SF
9 x 9	0.5625 SF per PC				SF
9 x 18	1.125 SF per PC				SF
9 x 36	2.25 SF per PC				SF
4" Hexagon	0.11 SF per PC				SF
4x7 Rhombo	0.19 SF per PC				SF
CUTASHLAR	4 SF per PC				SF
2x12 Chevron	0.13 SF per PC				SF
4x16 Chevron	0.36 SF per PC				SF
6x24 Chevron	0.83 SF per PC				SF



COMMODITY PRICING

BX (IN BOLD), SOLD IN FULL BOXES

TEAL, SPECIAL ORDER ITEMS

PURPLE, IN-HOUSE FABRICATION

T PORCELAIN

Cut To Size Porcelain



PTIVBEH1224

BEIGE TIVOLI 12 X 24 X 3/8 HONED FIELD

can be custom cut from 2"x 2" and larger

TECH SPECS: astm c-1028 scof test data available; per guidelines, running bond/brick joint patterns to be set w max. offset of 33% and min. grout joint of 1/8", unless approved by owner

SIZE	PACKING	HONED*	N/A	N/A	UNITS
Stock/Uncut	*stocked finish	\$8.50			SF
12 x 12	1 SF per PC	\$13.77			SF
12 x 24	2 SF per PC				SF
12 x 18	1.5 SF per PC				SF
16 x 16	1.7 SF per PC				SF
18 x 18	2.25 SF per PC				SF
2 x 2	0.02 SF per PC				SF
24 x 24	4 SF per PC				SF
2 x 12	0.16 SF per PC				SF
2 x 4	0.05 SF per PC				SF
2 x 6	0.083 SF per PC				SF
2 x 8	0.11 SF per PC				SF
3 x 3	0.625 SF per PC	\$18.01			SF
3 x 12	0.25 SF per PC	\$16.16			SF
3 x 24	0.5 SF per PC	\$16.16			SF
3 x 36	0.75 SF per PC				SF
3 x 6	0.125 SF per PC	\$16.81			SF
4 x 4	0.11 SF per PC	\$16.16			SF
4 x 12	0.33 SF per PC	\$14.91			SF
4 x 16	0.44 SF per PC				SF
4 x 24	0.67 SF per PC	\$14.91			SF
4 x 6	0.167 SF per PC	\$16.81			SF
4 x 8	0.22 SF per PC	\$16.07			SF
6 x 6	0.25 SF per PC	\$15.56			SF
6 x 12	0.5 SF per PC	\$13.66			SF
6 x 18	0.75 SF per PC				SF
6 x 24	1 SF per PC	\$13.66			SF
6 x 36	1.5 SF per PC				SF
8 x 8	0.44 SF per PC				SF
8 x 16	0.88 SF per PC				SF
8 x 12	0.67 SF per PC				SF
8 x 24	1.33 SF per PC				SF
9 x 9	0.5625 SF per PC				SF
9 x 18	1.125 SF per PC				SF
9 x 36	2.25 SF per PC				SF
4" Hexagon	0.11 SF per PC				SF
4x7 Rhombo	0.19 SF per PC				SF
CUTASHLAR	4 SF per PC				SF
2x12 Chevron	0.13 SF per PC				SF
4x16 Chevron	0.36 SF per PC				SF
6x24 Chevron	0.83 SF per PC				SF



COMMODITY PRICING

BX (IN BOLD), SOLD IN FULL BOXES

TEAL, SPECIAL ORDER ITEMS

PURPLE, IN-HOUSE FABRICATION

T PORCELAIN

Cut To Size Porcelain



PTIVSLH1224

SILVER TIVOLI 12 X 24 X 3/8 HONED FIELD

can be custom cut from 2"x 2" and larger

TECH SPECS: astm c-1028 scof test data available:
per tcna guidelines, running bond/brick joint patterns
to be set with a max. offset of 33% and min. grout joint
of 1/8", unless otherwise approved by owner

SIZE	PACKING	HONED*	N/A	N/A	UNITS
Stock/Uncut	*stocked finish	\$8.50			SF
12 x 12	1 SF per PC	\$13.77			SF
12 x 24	2 SF per PC				SF
12 x 18	1.5 SF per PC				SF
16 x 16	1.7 SF per PC				SF
18 x 18	2.25 SF per PC				SF
2 x 2	0.02 SF per PC				SF
24 x 24	4 SF per PC				SF
2 x 12	0.16 SF per PC				SF
2 x 4	0.05 SF per PC				SF
2 x 6	0.083 SF per PC				SF
2 x 8	0.11 SF per PC				SF
3 x 3	0.625 SF per PC	\$18.01			SF
3 x 12	0.25 SF per PC	\$16.16			SF
3 x 24	0.5 SF per PC	\$16.16			SF
3 x 36	0.75 SF per PC				SF
3 x 6	0.125 SF per PC	\$16.81			SF
4 x 4	0.11 SF per PC	\$16.16			SF
4 x 12	0.33 SF per PC	\$14.91			SF
4 x 16	0.44 SF per PC				SF
4 x 24	0.67 SF per PC	\$14.91			SF
4 x 6	0.167 SF per PC	\$16.81			SF
4 x 8	0.22 SF per PC	\$16.07			SF
6 x 6	0.25 SF per PC	\$15.56			SF
6 x 12	0.5 SF per PC	\$13.66			SF
6 x 18	0.75 SF per PC				SF
6 x 24	1 SF per PC	\$13.66			SF
6 x 36	1.5 SF per PC				SF
8 x 8	0.44 SF per PC				SF
8 x 16	0.88 SF per PC				SF
8 x 12	0.67 SF per PC				SF
8 x 24	1.33 SF per PC				SF
9 x 9	0.5625 SF per PC				SF
9 x 18	1.125 SF per PC				SF
9 x 36	2.25 SF per PC				SF
4" Hexagon	0.11 SF per PC				SF
4x7 Rhombo	0.19 SF per PC				SF
CUTASHLAR	4 SF per PC				SF
2x12 Chevron	0.13 SF per PC				SF
4x16 Chevron	0.36 SF per PC				SF
6x24 Chevron	0.83 SF per PC				SF



COMMODITY PRICING

BX (IN BOLD), SOLD IN FULL BOXES

TEAL, SPECIAL ORDER ITEMS

PURPLE, IN-HOUSE FABRICATION

T PORCELAIN



Cut To Size Porcelain



PTRVBKM2448

TREVI NERO NATURAL 24" X 48" X 3/8"
RECTIFIED FIELD TILE

TECH SPECS: DCOF ACUTEST: 0.56,0.53,0.51
PER TCNA GUIDELINES, RUNNING BOND/BRICK
JOINT PATTERNS TO BE SET WITH A MAX.
OFFSET OF 33% AND MIN. GROUT JOINT OF 1/8",
UNLESS OTHERWISE APPROVED BY OWNER

SIZE	PACKING	HONED*	N/A	N/A	UNITS
Stock/Uncut	*stocked finish	\$9.75			SF
12 x 12	1 SF per PC	\$16.00			SF
12 x 24	2 SF per PC	\$15.74			SF
12 x 18	1.5 SF per PC				SF
16 x 16	1.7 SF per PC				SF
18 x 18	2.25 SF per PC				SF
2 x 2	0.02 SF per PC				SF
24 x 24	4 SF per PC				SF
2 x 12	0.16 SF per PC				SF
2 x 4	0.05 SF per PC				SF
2 x 6	0.083 SF per PC				SF
2 x 8	0.11 SF per PC				SF
3 x 3	0.625 SF per PC	\$20.09			SF
3 x 12	0.25 SF per PC	\$18.25			SF
3 x 24	0.5 SF per PC	\$18.25			SF
3 x 36	0.75 SF per PC				SF
3 x 6	0.125 SF per PC	\$18.89			SF
4 x 4	0.11 SF per PC	\$18.25			SF
4 x 12	0.33 SF per PC	\$16.99			SF
4 x 16	0.44 SF per PC				SF
4 x 24	0.67 SF per PC	\$16.99			SF
4 x 6	0.167 SF per PC	\$18.89			SF
4 x 8	0.22 SF per PC	\$18.14			SF
6 x 6	0.25 SF per PC	\$17.64			SF
6 x 12	0.5 SF per PC	\$15.74			SF
6 x 18	0.75 SF per PC				SF
6 x 24	1 SF per PC	\$15.74			SF
6 x 36	1.5 SF per PC				SF
8 x 8	0.44 SF per PC	\$16.34			SF
8 x 16	0.88 SF per PC				SF
8 x 12	0.67 SF per PC	\$15.74			SF
8 x 24	1.33 SF per PC	\$15.74			SF
9 x 9	0.5625 SF per PC				SF
9 x 18	1.125 SF per PC				SF
9 x 36	2.25 SF per PC				SF
4" Hexagon	0.11 SF per PC				SF
4x7 Rhombo	0.19 SF per PC				SF
CUTASHLAR	4 SF per PC				SF
2x12 Chevron	0.13 SF per PC				SF
4x16 Chevron	0.36 SF per PC				SF
6x24 Chevron	0.83 SF per PC				SF



COMMODITY PRICING

BX (IN BOLD), SOLD IN FULL BOXES

TEAL, SPECIAL ORDER ITEMS

PURPLE, IN-HOUSE FABRICATION

T PORCELAIN



Cut To Size Porcelain



PTRVBKP2448

TREVI NERO POLISHED 24" X 48" X 3/8"
RECTIFIED FIELD TILE

TECH SPECS:

PER TCNA GUIDELINES, RUNNING BOND/BRICK
JOINT PATTERNS TO BE SET WITH A MAX.
OFFSET OF 33% AND MIN. GROUT JOINT OF 1/8",
UNLESS OTHERWISE APPROVED BY OWNER

SIZE	PACKING	POLISHED*	N/A	N/A	UNITS
Stock/Uncut	*stocked finish	\$12.00			SF
12 x 12	1 SF per PC	\$18.52			SF
12 x 24	2 SF per PC	\$18.26			SF
12 x 18	1.5 SF per PC				SF
16 x 16	1.7 SF per PC				SF
18 x 18	2.25 SF per PC				SF
2 x 2	0.02 SF per PC				SF
24 x 24	4 SF per PC				SF
2 x 12	0.16 SF per PC				SF
2 x 4	0.05 SF per PC				SF
2 x 6	0.083 SF per PC				SF
2 x 8	0.11 SF per PC				SF
3 x 3	0.625 SF per PC	\$22.61			SF
3 x 12	0.25 SF per PC	\$20.77			SF
3 x 24	0.5 SF per PC	\$20.77			SF
3 x 36	0.75 SF per PC				SF
3 x 6	0.125 SF per PC	\$21.41			SF
4 x 4	0.11 SF per PC	\$20.77			SF
4 x 12	0.33 SF per PC	\$19.51			SF
4 x 16	0.44 SF per PC				SF
4 x 24	0.67 SF per PC	\$19.51			SF
4 x 6	0.167 SF per PC	\$21.41			SF
4 x 8	0.22 SF per PC	\$20.66			SF
6 x 6	0.25 SF per PC	\$20.16			SF
6 x 12	0.5 SF per PC	\$18.26			SF
6 x 18	0.75 SF per PC				SF
6 x 24	1 SF per PC	\$18.26			SF
6 x 36	1.5 SF per PC				SF
8 x 8	0.44 SF per PC	\$18.86			SF
8 x 16	0.88 SF per PC				SF
8 x 12	0.67 SF per PC	\$18.26			SF
8 x 24	1.33 SF per PC	\$18.26			SF
9 x 9	0.5625 SF per PC				SF
9 x 18	1.125 SF per PC				SF
9 x 36	2.25 SF per PC				SF
4" Hexagon	0.11 SF per PC				SF
4x7 Rhombo	0.19 SF per PC				SF
CUTASHLAR	4 SF per PC				SF
2x12 Chevron	0.13 SF per PC				SF
4x16 Chevron	0.36 SF per PC				SF
6x24 Chevron	0.83 SF per PC				SF



COMMODITY PRICING

BX (IN BOLD), SOLD IN FULL BOXES

TEAL, SPECIAL ORDER ITEMS

PURPLE, IN-HOUSE FABRICATION

T PORCELAIN

Cut To Size Porcelain



PTRVWHM2448

TREVI BIANCO NATURAL 24" X 48" X 3/8"
RECTIFIED FIELD TILE

TECH SPECS: DCOF ACUTEST: 0.56,0.53,0.51
PER TCNA GUIDELINES, RUNNING BOND/BRICK
JOINT PATTERNS TO BE SET WITH A MAX.
OFFSET OF 33% AND MIN. GROUT JOINT OF 1/8",
UNLESS OTHERWISE APPROVED BY OWNER

SIZE	PACKING	HONED*	N/A	N/A	UNITS
Stock/Uncut	*stocked finish	\$9.75			SF
12 x 12	1 SF per PC	\$16.00			SF
12 x 24	2 SF per PC	\$15.74			SF
12 x 18	1.5 SF per PC				SF
16 x 16	1.7 SF per PC				SF
18 x 18	2.25 SF per PC				SF
2 x 2	0.02 SF per PC				SF
24 x 24	4 SF per PC				SF
2 x 12	0.16 SF per PC				SF
2 x 4	0.05 SF per PC				SF
2 x 6	0.083 SF per PC				SF
2 x 8	0.11 SF per PC				SF
3 x 3	0.625 SF per PC	\$20.09			SF
3 x 12	0.25 SF per PC	\$18.25			SF
3 x 24	0.5 SF per PC	\$18.25			SF
3 x 36	0.75 SF per PC				SF
3 x 6	0.125 SF per PC	\$18.89			SF
4 x 4	0.11 SF per PC	\$18.25			SF
4 x 12	0.33 SF per PC	\$16.99			SF
4 x 16	0.44 SF per PC				SF
4 x 24	0.67 SF per PC	\$16.99			SF
4 x 6	0.167 SF per PC	\$18.89			SF
4 x 8	0.22 SF per PC	\$18.14			SF
6 x 6	0.25 SF per PC	\$17.64			SF
6 x 12	0.5 SF per PC	\$15.74			SF
6 x 18	0.75 SF per PC				SF
6 x 24	1 SF per PC	\$15.74			SF
6 x 36	1.5 SF per PC				SF
8 x 8	0.44 SF per PC	\$16.34			SF
8 x 16	0.88 SF per PC				SF
8 x 12	0.67 SF per PC	\$15.74			SF
8 x 24	1.33 SF per PC	\$15.74			SF
9 x 9	0.5625 SF per PC				SF
9 x 18	1.125 SF per PC				SF
9 x 36	2.25 SF per PC				SF
4" Hexagon	0.11 SF per PC				SF
4x7 Rhombo	0.19 SF per PC				SF
CUTASHLAR	4 SF per PC				SF
2x12 Chevron	0.13 SF per PC				SF
4x16 Chevron	0.36 SF per PC				SF
6x24 Chevron	0.83 SF per PC				SF



COMMODITY PRICING

BX (IN BOLD), SOLD IN FULL BOXES

TEAL, SPECIAL ORDER ITEMS

PURPLE, IN-HOUSE FABRICATION

T PORCELAIN



Cut To Size Porcelain



PTRVWHP2448

TREVI BIANCO POLISHED 24" X 48" X 3/8"
RECTIFIED FIELD TILE

TECH SPECS:

PER TCNA GUIDELINES, RUNNING BOND/BRICK
JOINT PATTERNS TO BE SET WITH A MAX.
OFFSET OF 33% AND MIN. GROUT JOINT OF 1/8",
UNLESS OTHERWISE APPROVED BY OWNER

SIZE	PACKING	POLISHED*	N/A	N/A	UNITS
Stock/Uncut	*stocked finish	\$12.00			SF
12 x 12	1 SF per PC	\$18.52			SF
12 x 24	2 SF per PC	\$18.26			SF
12 x 18	1.5 SF per PC				SF
16 x 16	1.7 SF per PC				SF
18 x 18	2.25 SF per PC				SF
2 x 2	0.02 SF per PC				SF
24 x 24	4 SF per PC				SF
2 x 12	0.16 SF per PC				SF
2 x 4	0.05 SF per PC				SF
2 x 6	0.083 SF per PC				SF
2 x 8	0.11 SF per PC				SF
3 x 3	0.625 SF per PC	\$22.61			SF
3 x 12	0.25 SF per PC	\$20.77			SF
3 x 24	0.5 SF per PC	\$20.77			SF
3 x 36	0.75 SF per PC				SF
3 x 6	0.125 SF per PC	\$21.41			SF
4 x 4	0.11 SF per PC	\$20.77			SF
4 x 12	0.33 SF per PC	\$19.51			SF
4 x 16	0.44 SF per PC				SF
4 x 24	0.67 SF per PC	\$19.51			SF
4 x 6	0.167 SF per PC	\$21.41			SF
4 x 8	0.22 SF per PC	\$20.66			SF
6 x 6	0.25 SF per PC	\$20.16			SF
6 x 12	0.5 SF per PC	\$18.26			SF
6 x 18	0.75 SF per PC				SF
6 x 24	1 SF per PC	\$18.26			SF
6 x 36	1.5 SF per PC				SF
8 x 8	0.44 SF per PC	\$18.86			SF
8 x 16	0.88 SF per PC				SF
8 x 12	0.67 SF per PC	\$18.26			SF
8 x 24	1.33 SF per PC	\$18.26			SF
9 x 9	0.5625 SF per PC				SF
9 x 18	1.125 SF per PC				SF
9 x 36	2.25 SF per PC				SF
4" Hexagon	0.11 SF per PC				SF
4x7 Rhombo	0.19 SF per PC				SF
CUTASHLAR	4 SF per PC				SF
2x12 Chevron	0.13 SF per PC				SF
4x16 Chevron	0.36 SF per PC				SF
6x24 Chevron	0.83 SF per PC				SF



COMMODITY PRICING

BX (IN BOLD), SOLD IN FULL BOXES

TEAL, SPECIAL ORDER ITEMS

PURPLE, IN-HOUSE FABRICATION

U PORCELAIN



Cut To Size Porcelain



PUTGR24

UTAH GREY 24 X 24 X 3/8 NATURAL FINISH

rectified

TECH SPECS: astm c-1028 scof test data available; per guidelines, running bond/brick joint patterns to be set w max. offset of 33% and min. grout joint of 1/8", unless approved by owner

SIZE	PACKING	TEXTURED	N/A	N/A	UNITS
Stock/Uncut	<i>*stocked finish</i>	\$9.50			SF
12 x 12	1 SF per PC	\$15.42			SF
12 x 24	2 SF per PC	\$15.26			SF
12 x 18	1.5 SF per PC				SF
16 x 16	1.7 SF per PC				SF
18 x 18	2.25 SF per PC				SF
2 x 2	0.02 SF per PC				SF
24 x 24	4 SF per PC				SF
2 x 12	0.16 SF per PC				SF
2 x 4	0.05 SF per PC				SF
2 x 6	0.083 SF per PC				SF
2 x 8	0.11 SF per PC				SF
3 x 3	0.625 SF per PC	\$19.61			SF
3 x 12	0.25 SF per PC	\$17.77			SF
3 x 24	0.5 SF per PC	\$17.77			SF
3 x 36	0.75 SF per PC				SF
3 x 6	0.125 SF per PC	\$18.41			SF
4 x 4	0.11 SF per PC	\$17.77			SF
4 x 12	0.33 SF per PC	\$16.51			SF
4 x 16	0.44 SF per PC				SF
4 x 24	0.67 SF per PC	\$16.51			SF
4 x 6	0.167 SF per PC	\$18.41			SF
4 x 8	0.22 SF per PC	\$17.67			SF
6 x 6	0.25 SF per PC	\$18.32			SF
6 x 12	0.5 SF per PC	\$15.28			SF
6 x 18	0.75 SF per PC				SF
6 x 24	1 SF per PC	\$14.26			SF
6 x 36	1.5 SF per PC				SF
8 x 8	0.44 SF per PC	\$15.86			SF
8 x 16	0.88 SF per PC				SF
8 x 12	0.67 SF per PC	\$15.26			SF
8 x 24	1.33 SF per PC	\$15.26			SF
9 x 9	0.5625 SF per PC				SF
9 x 18	1.125 SF per PC				SF
9 x 36	2.25 SF per PC				SF
4" Hexagon	0.11 SF per PC				SF
4x7 Rhombo	0.19 SF per PC				SF
CUTASHLAR	4 SF per PC				SF
2x12 Chevron	0.13 SF per PC				SF
4x16 Chevron	0.36 SF per PC				SF
6x24 Chevron	0.83 SF per PC				SF



COMMODITY PRICING

BX (IN BOLD), SOLD IN FULL BOXES

TEAL, SPECIAL ORDER ITEMS

PURPLE, IN-HOUSE FABRICATION

U PORCELAIN



Cut To Size Porcelain



PUTSD24

UTAH SAND 24 X 24 X 3/8 NATURAL FINISH

rectified

TECH SPECS: astm c-1028 scof test data available; per guidelines, running bond/brick joint patterns to be set w max. offset of 33% and min. grout joint of 1/8", unless approved by owner

SIZE	PACKING	TEXTURED	N/A	N/A	UNITS
Stock/Uncut	<i>*stocked finish</i>	\$9.50			SF
12 x 12	1 SF per PC	\$15.42			SF
12 x 24	2 SF per PC	\$15.26			SF
12 x 18	1.5 SF per PC				SF
16 x 16	1.7 SF per PC				SF
18 x 18	2.25 SF per PC				SF
2 x 2	0.02 SF per PC				SF
24 x 24	4 SF per PC				SF
2 x 12	0.16 SF per PC				SF
2 x 4	0.05 SF per PC				SF
2 x 6	0.083 SF per PC				SF
2 x 8	0.11 SF per PC				SF
3 x 3	0.625 SF per PC	\$19.61			SF
3 x 12	0.25 SF per PC	\$17.77			SF
3 x 24	0.5 SF per PC	\$17.77			SF
3 x 36	0.75 SF per PC				SF
3 x 6	0.125 SF per PC	\$18.41			SF
4 x 4	0.11 SF per PC	\$17.77			SF
4 x 12	0.33 SF per PC	\$16.51			SF
4 x 16	0.44 SF per PC				SF
4 x 24	0.67 SF per PC	\$16.51			SF
4 x 6	0.167 SF per PC	\$18.41			SF
4 x 8	0.22 SF per PC	\$17.67			SF
6 x 6	0.25 SF per PC	\$18.32			SF
6 x 12	0.5 SF per PC	\$15.28			SF
6 x 18	0.75 SF per PC				SF
6 x 24	1 SF per PC	\$14.26			SF
6 x 36	1.5 SF per PC				SF
8 x 8	0.44 SF per PC	\$15.86			SF
8 x 16	0.88 SF per PC				SF
8 x 12	0.67 SF per PC	\$15.26			SF
8 x 24	1.33 SF per PC	\$15.26			SF
9 x 9	0.5625 SF per PC				SF
9 x 18	1.125 SF per PC				SF
9 x 36	2.25 SF per PC				SF
4" Hexagon	0.11 SF per PC				SF
4x7 Rhombo	0.19 SF per PC				SF
CUTASHLAR	4 SF per PC				SF
2x12 Chevron	0.13 SF per PC				SF
4x16 Chevron	0.36 SF per PC				SF
6x24 Chevron	0.83 SF per PC				SF



COMMODITY PRICING

BX (IN BOLD), SOLD IN FULL BOXES

TEAL, SPECIAL ORDER ITEMS

PURPLE, IN-HOUSE FABRICATION

U PORCELAIN



Cut To Size Porcelain



PUTWH24

UTAH WHITE 24 X 24 X 3/8 NATURAL FINISH

rectified

TECH SPECS: astm c-1028 scof test data available:
per tcna guidelines, running bond/brick joint patterns
to be set with a max. offset of 33% and min. grout joint
of 1/8", unless otherwise approved by owner

SIZE	PACKING	TEXTURED	N/A	N/A	UNITS
Stock/Uncut	<i>*stocked finish</i>	\$9.50			SF
12 x 12	1 SF per PC	\$15.42			SF
12 x 24	2 SF per PC	\$15.26			SF
12 x 18	1.5 SF per PC				SF
16 x 16	1.7 SF per PC				SF
18 x 18	2.25 SF per PC				SF
2 x 2	0.02 SF per PC				SF
24 x 24	4 SF per PC				SF
2 x 12	0.16 SF per PC				SF
2 x 4	0.05 SF per PC				SF
2 x 6	0.083 SF per PC				SF
2 x 8	0.11 SF per PC				SF
3 x 3	0.625 SF per PC	\$19.61			SF
3 x 12	0.25 SF per PC	\$17.77			SF
3 x 24	0.5 SF per PC	\$17.77			SF
3 x 36	0.75 SF per PC				SF
3 x 6	0.125 SF per PC	\$18.41			SF
4 x 4	0.11 SF per PC	\$17.77			SF
4 x 12	0.33 SF per PC	\$16.51			SF
4 x 16	0.44 SF per PC				SF
4 x 24	0.67 SF per PC	\$16.51			SF
4 x 6	0.167 SF per PC	\$18.41			SF
4 x 8	0.22 SF per PC	\$17.67			SF
6 x 6	0.25 SF per PC	\$18.32			SF
6 x 12	0.5 SF per PC	\$15.28			SF
6 x 18	0.75 SF per PC				SF
6 x 24	1 SF per PC	\$14.26			SF
6 x 36	1.5 SF per PC				SF
8 x 8	0.44 SF per PC	\$15.86			SF
8 x 16	0.88 SF per PC				SF
8 x 12	0.67 SF per PC	\$15.26			SF
8 x 24	1.33 SF per PC	\$15.26			SF
9 x 9	0.5625 SF per PC				SF
9 x 18	1.125 SF per PC				SF
9 x 36	2.25 SF per PC				SF
4" Hexagon	0.11 SF per PC				SF
4x7 Rhombo	0.19 SF per PC				SF
CUTASHLAR	4 SF per PC				SF
2x12 Chevron	0.13 SF per PC				SF
4x16 Chevron	0.36 SF per PC				SF
6x24 Chevron	0.83 SF per PC				SF



COMMODITY PRICING

BX (IN BOLD), SOLD IN FULL BOXES

TEAL, SPECIAL ORDER ITEMS

PURPLE, IN-HOUSE FABRICATION

W PORCELAIN



Cut To Size Porcelain



PWDOLM1224

WHITE DOLOMITI MATTE 11-13/16" X 23-5/8" X 7/16"
RECTIFIED FIELD TILE

TECH SPECS: DCOF ACUTEST: 0.47, 0.48, 0.48
PER TCNA GUIDELINES, RUNNING BOND/BRICK
JOINT PATTERNS TO BE SET WITH A MAX. OFFSET
OF 33% AND MIN. GROUT JOINT OF 1/16", UNLESS
OTHERWISE APPROVED BY OWNER

SIZE	PACKING	MATTE	N/A	N/A	UNITS
Stock/Uncut	*stocked finish	\$9.00			SF
12 x 12	1 SF per PC	\$14.37			SF
12 x 24	2 SF per PC				SF
12 x 18	1.5 SF per PC				SF
16 x 16	1.7 SF per PC				SF
18 x 18	2.25 SF per PC				SF
2 x 2	0.02 SF per PC				SF
24 x 24	4 SF per PC				SF
2 x 12	0.16 SF per PC				SF
2 x 4	0.05 SF per PC				SF
2 x 6	0.083 SF per PC				SF
2 x 8	0.11 SF per PC				SF
3 x 3	0.625 SF per PC	\$18.61			SF
3 x 12	0.25 SF per PC	\$16.76			SF
3 x 24	0.5 SF per PC	\$16.76			SF
3 x 36	0.75 SF per PC				SF
3 x 6	0.125 SF per PC	\$17.41			SF
4 x 4	0.11 SF per PC	\$16.76			SF
4 x 12	0.33 SF per PC	\$15.51			SF
4 x 16	0.44 SF per PC				SF
4 x 24	0.67 SF per PC	\$15.51			SF
4 x 6	0.167 SF per PC	\$17.41			SF
4 x 8	0.22 SF per PC	\$16.67			SF
6 x 6	0.25 SF per PC	\$16.16			SF
6 x 12	0.5 SF per PC	\$14.26			SF
6 x 18	0.75 SF per PC				SF
6 x 24	1 SF per PC	\$14.26			SF
6 x 36	1.5 SF per PC				SF
8 x 8	0.44 SF per PC				SF
8 x 16	0.88 SF per PC				SF
8 x 12	0.67 SF per PC	\$14.26			SF
8 x 24	1.33 SF per PC				SF
9 x 9	0.5625 SF per PC				SF
9 x 18	1.125 SF per PC				SF
9 x 36	2.25 SF per PC				SF
4" Hexagon	0.11 SF per PC				SF
4x7 Rhombo	0.19 SF per PC				SF
CUTASHLAR	4 SF per PC				SF
2x12 Chevron	0.13 SF per PC				SF
4x16 Chevron	0.36 SF per PC				SF
6x24 Chevron	0.83 SF per PC				SF



COMMODITY PRICING

BX (IN BOLD), SOLD IN FULL BOXES


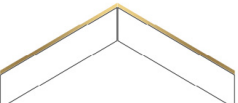
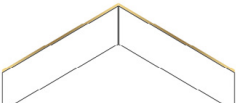


TEAL, SPECIAL ORDER ITEMS

PURPLE, IN-HOUSE FABRICATION

CHEVRON INSERT

Tailored to Cut To Size



IMAGE	CODE	DESCRIPTION	LIST	U/M
	CUTFCVB2X12	CHEVRON BRASS INSERTS BRUSHED 3/8" X 12" X 3/8" SOLD IN A 2 PART SET - LOOSE PCS BRASS INSERTS WILL ONLY FIT CUTFCHEV2X12 STONE CHEVRON SOLD SEPARATELY. SEE TAILORED TO FILED CUT PAGES TO PRICE YOUR INDIVIDUAL STONE	\$	68.00 EA
	CUTFCVB4X16	CHEVRON BRASS INSERTS BRUSHED 3/8" X 16" X 3/8" SOLD IN A 2 PART SET - LOOSE PCS BRASS INSERTS WILL ONLY FIT CUTFCHEV4X16 STONE CHEVRON SOLD SEPARATELY. SEE TAILORED TO FILED CUT PAGES TO PRICE YOUR INDIVIDUAL STONE	\$	72.00 EA
	CUTFCVB6X24	CHEVRON BRASS INSERTS BRUSHED 3/8" X 24" X 3/8" SOLD IN A 2 PART SET - LOOSE PCS BRASS INSERTS WILL ONLY FIT CUTFCHEV6X24 STONE CHEVRON SOLD SEPARATELY. SEE TAILORED TO FILED CUT PAGES TO PRICE YOUR INDIVIDUAL STONE	\$	84.00 EA
	CUTFCVSS2X12	CHEVRON STAINLESS STEEL INSERTS BRUSHED 3/8" X 12" X 3/8" DECORATIVE TILE SOLD IN A 2 PART SET - LOOSE PCS STAINLESS STEEL INSERTS WILL ONLY FIT CUTFCHEV2X12, STONE CHEVRON SOLD SEPARATELY. SEE TAILORED TO FILED CUT PAGES TO PRICE YOUR INDIVIDUAL STONE	\$	60.00 EA
	CUTFCVSS4X16	CHEVRON STAINLESS STEEL INSERTS BRUSHED 3/8" X 16" X 3/8" DECORATIVE TILE SOLD IN A 2 PART SET - LOOSE PCS STAINLESS STEEL INSERTS WILL ONLY FIT CUTFCHEV4X16, STONE CHEVRON SOLD SEPARATELY. SEE TAILORED TO FILED CUT PAGES TO PRICE YOUR INDIVIDUAL STONE	\$	63.00 EA

BX (IN BOLD), SOLD IN FULL BOXES
TEAL, SPECIAL ORDER ITEMS
PURPLE, IN-HOUSE FABRICATION



CUSTOM BLENDABLE



COMMODITY PRICING



INSTALLATION GUIDELINES



CUSTOM CUTTING

CHEVRON INSERT

Tailored to Cut To Size



IMAGE	CODE	DESCRIPTION	LIST	U/M
	<p>CUTFCVSS6X24</p>	<p>CHEVRON STAINLESS STEEL INSERTS BRUSHED 3/8" X 24" X 3/8" DECORATIVE TILE</p> <p>SOLD IN A 2 PART SET - LOOSE PCS</p> <p>STAINLESS STEEL INSERTS WILL ONLY FIT CUTFCHEV6X24,</p> <p>STONE CHEVRON SOLD SEPARATELY. SEE TAILORED TO FILED CUT PAGES TO PRICE YOUR INDIVIDUAL STONE</p>	<p>\$</p>	<p>69.00 EA</p>

BX (IN BOLD), SOLD IN FULL BOXES
 TEAL, SPECIAL ORDER ITEMS
 PURPLE, IN-HOUSE FABRICATION



CUSTOM BLENDABLE



COMMODITY PRICING




INSTALLATION GUIDELINES



CUSTOM CUTTING

A STONE

Cut To Size Stone



SARORBDP1224

DARK ARABESCATO OROBICO POLISHED 12" X
24" X 3/8" ARIS EDGE FIELD TILE

TECH SPECS: THE MARBLE INSTITUTE OF AMERICA RECOMMENDS INSTALLING RESIN BACKED STONE WITH EPOXY-BASED SETTING MATERIALS. CONSULT YOUR SETTING MATERIALS MANUFACTURER FOR SPECIFIC PRODUCT

TECH SPECS: MATERIAL HAS DISTINCTIVE VEINING THAT MAY CRACK OR BREAK WITH HANDLING. ORDER AN ADDITIONAL 10% OVERAGE AS COMPARED TO

* BRASS/ STAINLESS STEEL INSERT DETAIL PRICING AVAILABLE

BX (IN BOLD), SOLD IN FULL BOXES

TEAL, SPECIAL ORDER ITEMS

PURPLE, IN-HOUSE FABRICATION

SIZE	PACKING	POLISHED*	HONED	BRUSHED	UNITS
Stock/Uncut	<i>*stocked finish</i>	\$29.00			SF
12 x 12	1 SF per PC	\$37.60			SF
12 x 24	2 SF per PC	\$35.96			SF
12 x 18	1.5 SF per PC				SF
16 x 16	1.7 SF per PC				SF
18 x 18	2.25 SF per PC				SF
2 x 2	0.02 SF per PC	\$41.11			SF
24 x 24	4 SF per PC				SF
2 x 12	0.16 SF per PC	\$43.32			SF
2 x 4	0.05 SF per PC	\$40.31			SF
2 x 6	0.083 SF per PC	\$40.31			SF
2 x 8	0.11 SF per PC	\$40.31			SF
3 x 3	0.625 SF per PC	\$40.31			SF
3 x 12	0.25 SF per PC	\$38.46			SF
3 x 24	0.5 SF per PC	\$38.46			SF
3 x 36	0.75 SF per PC				SF
3 x 6	0.125 SF per PC	\$39.11			SF
4 x 4	0.11 SF per PC	\$38.46			SF
4 x 12	0.33 SF per PC	\$37.21			SF
4 x 16	0.44 SF per PC				SF
4 x 24	0.67 SF per PC	\$37.21			SF
4 x 6	0.167 SF per PC	\$39.11			SF
4 x 8	0.22 SF per PC	\$38.36			SF
6 x 6	0.25 SF per PC	\$37.86			SF
6 x 12	0.5 SF per PC	\$35.96			SF
6 x 18	0.75 SF per PC				SF
6 x 24	1 SF per PC	\$35.96			SF
6 x 36	1.5 SF per PC				SF
8 x 8	0.44 SF per PC				SF
8 x 16	0.88 SF per PC				SF
8 x 12	0.67 SF per PC	\$35.96			SF
8 x 24	1.33 SF per PC				SF
9 x 9	0.5625 SF per PC				SF
9 x 18	1.125 SF per PC				SF
9 x 36	2.25 SF per PC				SF
4" Hexagon	0.11 SF per PC	\$77.91			SF
4x7 Rhombo	0.19 SF per PC	\$68.58			SF
CUTASHLAR	4 SF per PC	\$43.44			SF
*2x12 Chevron	0.13 SF per PC	\$50.58			SF
4x16 Chevron	0.36 SF per PC				SF
*6x24 Chevron	0.83 SF per PC	\$44.84			SF

A STONE

Cut To Size Stone



SVSTASHVCB12X24

ASH VEIN CUT 12 X 24 X 3/8 DEEP BRUSHED FIELD

TECH SPECS: install with mapei granirapid only

* BRASS / STAINLESS STEEL
INSERT DETAIL PRICING
AVAILABLE

BX (IN BOLD), SOLD IN FULL BOXES

TEAL, SPECIAL ORDER ITEMS

PURPLE, IN-HOUSE FABRICATION

SIZE	PACKING	POLISHED	HONED	BRUSHED*	UNITS
Stock/Uncut	<i>*stocked finish</i>			\$18.00	SF
12 x 12	1 SF per PC			\$22.82	SF
12 x 24	2 SF per PC			\$23.98	SF
12 x 18	1.5 SF per PC				SF
16 x 16	1.7 SF per PC				SF
18 x 18	2.25 SF per PC				SF
2 x 2	0.02 SF per PC			\$31.12	SF
24 x 24	4 SF per PC				SF
2 x 12	0.16 SF per PC			\$30.04	SF
2 x 4	0.05 SF per PC			\$29.84	SF
2 x 6	0.083 SF per PC			\$29.84	SF
2 x 8	0.11 SF per PC			\$29.84	SF
3 x 3	0.625 SF per PC			\$29.84	SF
3 x 12	0.25 SF per PC			\$26.88	SF
3 x 24	0.5 SF per PC			\$26.88	SF
3 x 36	0.75 SF per PC				
3 x 6	0.125 SF per PC			\$27.92	SF
4 x 4	0.11 SF per PC			\$26.88	SF
4 x 12	0.33 SF per PC			\$24.88	SF
4 x 16	0.44 SF per PC				SF
4 x 24	0.67 SF per PC			\$24.88	SF
4 x 6	0.167 SF per PC			\$27.92	SF
4 x 8	0.22 SF per PC			\$26.72	SF
6 x 6	0.25 SF per PC			\$25.92	SF
6 x 12	0.5 SF per PC			\$22.88	SF
6 x 18	0.75 SF per PC				SF
6 x 24	1 SF per PC			\$22.88	SF
6 x 36	1.5 SF per PC				
8 x 8	0.44 SF per PC				SF
8 x 16	0.88 SF per PC				SF
8 x 12	0.67 SF per PC			\$22.88	SF
8 x 24	1.33 SF per PC				SF
9 x 9	0.5625 SF per PC				SF
9 x 18	1.125 SF per PC				SF
9 x 36	2.25 SF per PC				
4" Hexagon	0.11 SF per PC			\$58.42	SF
4x7 Rhombo	0.19 SF per PC			\$48.92	SF
CUTASHLAR	4 SF per PC			\$29.44	SF
*2x12 Chevron	0.13 SF per PC			\$36.20	SF
4x16 Chevron	0.36 SF per PC				SF
*6x24 Chevron	0.83 SF per PC			\$31.70	SF

A STONE



Cut To Size Stone



SABLUP24

ASPEN BLUE POLISHED 24" X 24" X 3/8" FIELD
TILE

SIZE	PACKING	POLISHED*	HONED	BRUSHED	UNITS
Stock/Uncut	<i>*stocked finish</i>	\$20.00			SF
12 x 12	1 SF per PC	\$28.00			SF
12 x 24	2 SF per PC	\$27.36			SF
12 x 18	1.5 SF per PC				SF
16 x 16	1.7 SF per PC				SF
18 x 18	2.25 SF per PC				SF
2 x 2	0.02 SF per PC	\$35.60			SF
24 x 24	4 SF per PC	\$34.72			SF
2 x 12	0.16 SF per PC	\$36.18			SF
2 x 4	0.05 SF per PC	\$34.32			SF
2 x 6	0.083 SF per PC	\$34.32			SF
2 x 8	0.11 SF per PC	\$34.32			SF
3 x 3	0.625 SF per PC	\$34.32			SF
3 x 12	0.25 SF per PC	\$31.36			SF
3 x 24	0.5 SF per PC	\$31.36			SF
3 x 36	0.75 SF per PC				SF
3 x 6	0.125 SF per PC	\$32.40			SF
4 x 4	0.11 SF per PC	\$31.36			SF
4 x 12	0.33 SF per PC	\$31.36			SF
4 x 16	0.44 SF per PC				SF
4 x 24	0.67 SF per PC	\$31.36			SF
4 x 6	0.167 SF per PC	\$32.40			SF
4 x 8	0.22 SF per PC	\$31.20			SF
6 x 6	0.25 SF per PC	\$30.40			SF
6 x 12	0.5 SF per PC	\$27.36			SF
6 x 18	0.75 SF per PC				SF
6 x 24	1 SF per PC	\$27.36			SF
6 x 36	1.5 SF per PC				SF
8 x 8	0.44 SF per PC	\$28.32			SF
8 x 16	0.88 SF per PC				SF
8 x 12	0.67 SF per PC	\$27.36			SF
8 x 24	1.33 SF per PC	\$27.36			SF
9 x 9	0.5625 SF per PC				SF
9 x 18	1.125 SF per PC				SF
9 x 36	2.25 SF per PC				SF
4" Hexagon	0.11 SF per PC	\$68.08			SF
4x7 Rhombo	0.19 SF per PC	\$57.92			SF
CUTASHLAR	4 SF per PC	\$34.56			SF
2x12 Chevron	0.13 SF per PC	\$41.92			SF
4x16 Chevron	0.36 SF per PC				SF
6x24 Chevron	0.83 SF per PC	\$36.34			SF

BX (IN BOLD), SOLD IN FULL BOXES

TEAL, SPECIAL ORDER ITEMS

PURPLE, IN-HOUSE FABRICATION

A STONE

Cut To Size Stone



ITPOLAC12

AZUL CIELO 12 X 12 X 3/8 POLISHED FIELD

SIZE	PACKING	POLISHED*	HONED	BRUSHED	UNITS
Stock/Uncut	<i>*stocked finish</i>	\$35.00	\$42.90	\$42.90	SF
12 x 12	1 SF per PC	\$45.29	\$55.67	\$55.67	SF
12 x 24	2 SF per PC				SF
12 x 18	1.5 SF per PC				SF
16 x 16	1.7 SF per PC				SF
18 x 18	2.25 SF per PC				SF
2 x 2	0.02 SF per PC	\$52.40	\$62.25	\$62.25	SF
24 x 24	4 SF per PC				SF
2 x 12	0.16 SF per PC	\$53.27	\$64.00	\$64.00	SF
2 x 4	0.05 SF per PC	\$51.12	\$60.97	\$60.97	SF
2 x 6	0.083 SF per PC	\$51.12	\$60.97	\$60.97	SF
2 x 8	0.11 SF per PC				SF
3 x 3	0.625 SF per PC	\$51.12	\$60.97	\$60.97	SF
3 x 12	0.25 SF per PC	\$48.16	\$58.02	\$58.02	SF
3 x 24	0.5 SF per PC				SF
3 x 36	0.75 SF per PC				SF
3 x 6	0.125 SF per PC	\$49.19	\$59.05	\$59.05	SF
4 x 4	0.11 SF per PC	\$48.16	\$58.02	\$58.02	SF
4 x 12	0.33 SF per PC	\$46.16	\$56.02	\$56.02	SF
4 x 16	0.44 SF per PC				SF
4 x 24	0.67 SF per PC				SF
4 x 6	0.167 SF per PC	\$49.19	\$59.05	\$59.05	SF
4 x 8	0.22 SF per PC				SF
6 x 6	0.25 SF per PC	\$47.20	\$57.05	\$57.05	SF
6 x 12	0.5 SF per PC	\$44.15	\$54.00	\$54.00	SF
6 x 18	0.75 SF per PC				SF
6 x 24	1 SF per PC				SF
6 x 36	1.5 SF per PC				SF
8 x 8	0.44 SF per PC				SF
8 x 16	0.88 SF per PC				SF
8 x 12	0.67 SF per PC				SF
8 x 24	1.33 SF per PC				SF
9 x 9	0.5625 SF per PC				SF
9 x 18	1.125 SF per PC				SF
9 x 36	2.25 SF per PC				SF
4" Hexagon	0.11 SF per PC	\$98.36	\$116.84	\$116.84	SF
4x7 Rhombo	0.19 SF per PC	\$85.83	\$102.90	\$102.90	SF
CUTASHLAR	4 SF per PC				SF
*2x12 Chevron	0.13 SF per PC	\$63.70	\$75.50	\$75.50	SF
4x16 Chevron	0.36 SF per PC				SF
6x24 Chevron	0.83 SF per PC				SF

* BRASS / STAINLESS STEEL
INSERT DETAIL PRICING
AVAILABLE

BX (IN BOLD), SOLD IN FULL BOXES

TEAL, SPECIAL ORDER ITEMS

PURPLE, IN-HOUSE FABRICATION

B STONE

Cut To Size Stone



SBARDH12X24

BARDIGLIO IMPERIALE 12 X 24 X 3/8 HONED FIELD

TECH SPECS: do not install with organic adhesive, or in areas with rising moisture issues install with mapei granirapid only

* BRASS / STAINLESS STEEL
INSERT DETAIL PRICING
AVAILABLE

BX (IN BOLD), SOLD IN FULL BOXES

TEAL, SPECIAL ORDER ITEMS

PURPLE, IN-HOUSE FABRICATION

SIZE	PACKING	POLISHED	HONED*	BRUSHED	UNITS
Stock/Uncut	<i>*stocked finish</i>		\$25.00	\$33.92	SF
12 x 12	1 SF per PC		\$33.56	\$43.96	SF
12 x 24	2 SF per PC		\$34.22	\$44.60	SF
12 x 18	1.5 SF per PC				SF
16 x 16	1.7 SF per PC				SF
18 x 18	2.25 SF per PC				SF
2 x 2	0.02 SF per PC		\$41.20	\$51.04	SF
24 x 24	4 SF per PC				SF
2 x 12	0.16 SF per PC		\$41.44	\$51.88	SF
2 x 4	0.05 SF per PC		\$39.92	\$49.78	SF
2 x 6	0.083 SF per PC		\$39.92	\$49.78	SF
2 x 8	0.11 SF per PC		\$39.92	\$49.78	SF
3 x 3	0.625 SF per PC		\$39.92	\$49.78	SF
3 x 12	0.25 SF per PC		\$36.96	\$46.82	SF
3 x 24	0.5 SF per PC		\$36.96	\$46.82	SF
3 x 36	0.75 SF per PC				SF
3 x 6	0.125 SF per PC		\$38.00	\$47.84	SF
4 x 4	0.11 SF per PC		\$36.96	\$46.82	SF
4 x 12	0.33 SF per PC		\$34.96	\$44.82	SF
4 x 16	0.44 SF per PC				SF
4 x 24	0.67 SF per PC		\$34.96	\$44.82	SF
4 x 6	0.167 SF per PC		\$38.00	\$47.84	SF
4 x 8	0.22 SF per PC		\$36.80	\$46.66	SF
6 x 6	0.25 SF per PC		\$36.00	\$45.84	SF
6 x 12	0.5 SF per PC		\$32.96	\$44.82	SF
6 x 18	0.75 SF per PC				SF
6 x 24	1 SF per PC		\$32.96	\$44.82	SF
6 x 36	1.5 SF per PC				SF
8 x 8	0.44 SF per PC				SF
8 x 16	0.88 SF per PC				SF
8 x 12	0.67 SF per PC		\$32.96	\$44.82	SF
8 x 24	1.33 SF per PC				SF
9 x 9	0.5625 SF per PC				SF
9 x 18	1.125 SF per PC				SF
9 x 36	2.25 SF per PC				SF
4" Hexagon	0.11 SF per PC		\$77.44	\$95.92	SF
4x7 Rhombo	0.19 SF per PC		\$66.50	\$83.58	SF
CUTASHLAR	4 SF per PC		\$40.96	\$52.22	SF
*2x12 Chevron	0.13 SF per PC		\$48.26	\$59.18	SF
4x16 Chevron	0.36 SF per PC				SF
*6x24 Chevron	0.83 SF per PC		\$43.22	\$54.48	SF

B STONE

Cut To Size Stone



SBNP18

BARDIGLIO NUVOLATO POLISHED 18" X 18" X 3/8"
FIELD TILE

TECH SPECS: install with mapei granirapid only do not install with organic adhesive, or areas with rising moisture. Consider the use of a waterproofing membrane when installing on a concrete slab

SIZE	PACKING	POLISHED*	HONED	BRUSHED	UNITS
Stock/Uncut	<i>*stocked finish</i>	\$27.00	\$39.72	\$39.72	SF
12 x 12	1 SF per PC				SF
12 x 24	2 SF per PC				SF
12 x 18	1.5 SF per PC				SF
16 x 16	1.7 SF per PC				SF
18 x 18	2.25 SF per PC	\$40.99	\$52.47	\$52.47	SF
2 x 2	0.02 SF per PC	\$47.11	\$58.19	\$58.19	SF
24 x 24	4 SF per PC				SF
2 x 12	0.16 SF per PC				SF
2 x 4	0.05 SF per PC				SF
2 x 6	0.083 SF per PC	\$45.81	\$56.89	\$56.89	SF
2 x 8	0.11 SF per PC				SF
3 x 3	0.625 SF per PC	\$45.81	\$56.89	\$56.89	SF
3 x 12	0.25 SF per PC				SF
3 x 24	0.5 SF per PC				SF
3 x 36	0.75 SF per PC				SF
3 x 6	0.125 SF per PC	\$43.89	\$54.99	\$54.99	SF
4 x 4	0.11 SF per PC				SF
4 x 12	0.33 SF per PC				SF
4 x 16	0.44 SF per PC				SF
4 x 24	0.67 SF per PC				SF
4 x 6	0.167 SF per PC				SF
4 x 8	0.22 SF per PC				SF
6 x 6	0.25 SF per PC	\$41.87	\$52.97	\$52.97	SF
6 x 12	0.5 SF per PC				SF
6 x 18	0.75 SF per PC	\$38.85	\$49.91	\$49.91	SF
6 x 24	1 SF per PC				SF
6 x 36	1.5 SF per PC				SF
8 x 8	0.44 SF per PC				SF
8 x 16	0.88 SF per PC				SF
8 x 12	0.67 SF per PC				SF
8 x 24	1.33 SF per PC				SF
9 x 9	0.5625 SF per PC	\$40.13	\$51.23	\$51.23	SF
9 x 18	1.125 SF per PC	\$38.85	\$49.91	\$49.91	SF
9 x 36	2.25 SF per PC				SF
4" Hexagon	0.11 SF per PC	\$79.94	\$90.43	\$90.43	SF
4x7 Rhombo	0.19 SF per PC	\$70.73	\$80.43	\$80.43	SF
CUTASHLAR	4 SF per PC				SF
2x12 Chevron	0.13 SF per PC				SF
4x16 Chevron	0.36 SF per PC				SF
6x24 Chevron	0.83 SF per PC				SF

BX (IN BOLD), SOLD IN FULL BOXES

TEAL, SPECIAL ORDER ITEMS

PURPLE, IN-HOUSE FABRICATION

B STONE



Cut To Size Stone



ITBAP12

BIANCO ANTICO 12 X 12 X 3/8 POLISHED FIELD

TECH SPECS: for wet areas select least veined pieces; seal and paste wax regularly green veins may open up when exposed to water

* BRASS / STAINLESS STEEL INSERT DETAIL PRICING AVAILABLE

SIZE	PACKING	POLISHED*	HONED	BRUSHED	UNITS
Stock/Uncut	<i>*stocked finish</i>	\$21.00	\$31.69	\$31.69	SF
12 x 12	1 SF per PC	\$32.56	\$44.52	\$44.52	SF
12 x 24	2 SF per PC				SF
12 x 18	1.5 SF per PC				SF
16 x 16	1.7 SF per PC				SF
18 x 18	2.25 SF per PC				SF
2 x 2	0.02 SF per PC	\$39.88	\$51.06	\$51.06	SF
24 x 24	4 SF per PC				SF
2 x 12	0.16 SF per PC	\$39.76	\$51.98	\$51.98	SF
2 x 4	0.05 SF per PC	\$38.58	\$49.76	\$49.76	SF
2 x 6	0.083 SF per PC	\$38.58	\$49.76	\$49.76	SF
2 x 8	0.11 SF per PC				SF
3 x 3	0.625 SF per PC	\$38.58	\$49.76	\$49.76	SF
3 x 12	0.25 SF per PC	\$35.64	\$46.82	\$46.82	SF
3 x 24	0.5 SF per PC				SF
3 x 36	0.75 SF per PC				SF
3 x 6	0.125 SF per PC	\$36.68	\$47.86	\$47.86	SF
4 x 4	0.11 SF per PC	\$35.64	\$46.82	\$46.82	SF
4 x 12	0.33 SF per PC	\$33.62	\$44.80	\$44.80	SF
4 x 16	0.44 SF per PC				SF
4 x 24	0.67 SF per PC				SF
4 x 6	0.167 SF per PC	\$36.68	\$47.86	\$47.86	SF
4 x 8	0.22 SF per PC				SF
6 x 6	0.25 SF per PC	\$34.68	\$45.84	\$45.84	SF
6 x 12	0.5 SF per PC	\$31.84	\$43.12	\$43.12	SF
6 x 18	0.75 SF per PC				SF
6 x 24	1 SF per PC				SF
6 x 36	1.5 SF per PC				SF
8 x 8	0.44 SF per PC				SF
8 x 16	0.88 SF per PC				SF
8 x 12	0.67 SF per PC				SF
8 x 24	1.33 SF per PC				SF
9 x 9	0.5625 SF per PC				SF
9 x 18	1.125 SF per PC				SF
9 x 36	2.25 SF per PC				SF
4" Hexagon	0.11 SF per PC	\$75.70	\$97.00	\$97.00	SF
4x7 Rhombo	0.19 SF per PC	\$64.32	\$83.76	\$83.76	SF
CUTASHLAR	4 SF per PC				SF
*2x12 Chevron	0.13 SF per PC	\$49.12	\$62.68	\$62.68	SF
4x16 Chevron	0.36 SF per PC				SF
6x24 Chevron	0.83 SF per PC				SF

BX (IN BOLD), SOLD IN FULL BOXES

TEAL, SPECIAL ORDER ITEMS

PURPLE, IN-HOUSE FABRICATION

B STONE



Cut To Size Stone



ITHONBCC12

BIANCO CARRARA C 12 X 12 X 3/8 HONED FIELD

* BRASS / STAINLESS STEEL INSERT DETAIL
PRICING AVAILABLE

SIZE	PACKING	POLISHED	HONED*	BRUSHED	UNITS
Stock/Uncut	<i>*stocked finish</i>	\$21.90	\$15.00	\$21.15	SF
12 x 12	1 SF per PC	\$26.20	\$20.20	\$25.45	SF
12 x 24	2 SF per PC				SF
12 x 18	1.5 SF per PC				SF
16 x 16	1.7 SF per PC				SF
18 x 18	2.25 SF per PC				SF
2 x 2	0.02 SF per PC	\$31.05	\$25.05	\$30.30	SF
24 x 24	4 SF per PC				SF
2 x 12	0.16 SF per PC	\$30.90	\$25.90	\$30.15	SF
2 x 4	0.05 SF per PC	\$30.25	\$24.25	\$29.50	SF
2 x 6	0.083 SF per PC	\$30.25	\$24.25	\$29.50	SF
2 x 8	0.11 SF per PC				SF
3 x 3	0.625 SF per PC	\$30.25	\$24.25	\$29.50	SF
3 x 12	0.25 SF per PC	\$28.40	\$22.40	\$27.65	SF
3 x 24	0.5 SF per PC				SF
3 x 36	0.75 SF per PC				SF
3 x 6	0.125 SF per PC	\$29.05	\$23.05	\$28.30	SF
4 x 4	0.11 SF per PC	\$28.40	\$22.40	\$27.65	SF
4 x 12	0.33 SF per PC	\$27.15	\$21.15	\$26.40	SF
4 x 16	0.44 SF per PC				SF
4 x 24	0.67 SF per PC				SF
4 x 6	0.167 SF per PC	\$29.05	\$23.05	\$28.30	SF
4 x 8	0.22 SF per PC				SF
6 x 6	0.25 SF per PC	\$27.80	\$21.80	\$27.50	SF
6 x 12	0.5 SF per PC	\$25.90	\$19.90	\$25.15	SF
6 x 18	0.75 SF per PC				SF
6 x 24	1 SF per PC				SF
6 x 36	1.5 SF per PC				SF
8 x 8	0.44 SF per PC				SF
8 x 16	0.88 SF per PC				SF
8 x 12	0.67 SF per PC				SF
8 x 24	1.33 SF per PC				SF
9 x 9	0.5625 SF per PC				SF
9 x 18	1.125 SF per PC				SF
9 x 36	2.25 SF per PC				SF
4" Hexagon	0.11 SF per PC	\$53.05	\$47.05	\$52.30	SF
4x7 Rhombo	0.19 SF per PC	\$46.30	\$40.30	\$45.55	SF
CUTASHLAR	4 SF per PC				SF
*2x12 Chevron	0.13 SF per PC	\$38.40	\$32.40	\$37.65	SF
4x16 Chevron	0.36 SF per PC				SF
6x24 Chevron	0.83 SF per PC				SF



COMMODITY PRICING

BX (IN BOLD), SOLD IN FULL BOXES

TEAL, SPECIAL ORDER ITEMS

PURPLE, IN-HOUSE FABRICATION

B STONE



Cut To Size Stone



ITPOLBCC12

BIANCO CARRARA C 12 X 12 X 3/8 POLISHED FIELD

* BRASS / STAINLESS STEEL INSERT DETAIL
PRICING AVAILABLE

SIZE	PACKING	POLISHED*	HONED	BRUSHED	UNITS
Stock/Uncut	<i>*stocked finish</i>	\$15.00	\$21.15	\$21.15	SF
12 x 12	1 SF per PC	\$20.20	\$25.45	\$25.45	SF
12 x 24	2 SF per PC				SF
12 x 18	1.5 SF per PC				SF
16 x 16	1.7 SF per PC				SF
18 x 18	2.25 SF per PC				SF
2 x 2	0.02 SF per PC	\$25.05	\$30.30	\$30.30	SF
24 x 24	4 SF per PC				SF
2 x 12	0.16 SF per PC	\$25.90	\$30.15	\$30.15	SF
2 x 4	0.05 SF per PC	\$24.25	\$29.50	\$29.50	SF
2 x 6	0.083 SF per PC	\$24.25	\$29.50	\$29.50	SF
2 x 8	0.11 SF per PC				SF
3 x 3	0.625 SF per PC	\$24.25	\$29.50	\$29.50	SF
3 x 12	0.25 SF per PC	\$22.40	\$27.65	\$27.65	SF
3 x 24	0.5 SF per PC				SF
3 x 36	0.75 SF per PC				SF
3 x 6	0.125 SF per PC	\$23.05	\$28.30	\$28.30	SF
4 x 4	0.11 SF per PC	\$22.40	\$27.65	\$27.65	SF
4 x 12	0.33 SF per PC	\$21.15	\$26.40	\$26.40	SF
4 x 16	0.44 SF per PC				SF
4 x 24	0.67 SF per PC				SF
4 x 6	0.167 SF per PC	\$23.05	\$28.30	\$28.30	SF
4 x 8	0.22 SF per PC				SF
6 x 6	0.25 SF per PC	\$21.80	\$27.50	\$27.50	SF
6 x 12	0.5 SF per PC	\$19.90	\$25.15	\$25.15	SF
6 x 18	0.75 SF per PC				SF
6 x 24	1 SF per PC				SF
6 x 36	1.5 SF per PC				SF
8 x 8	0.44 SF per PC				SF
8 x 16	0.88 SF per PC				SF
8 x 12	0.67 SF per PC				SF
8 x 24	1.33 SF per PC				SF
9 x 9	0.5625 SF per PC				SF
9 x 18	1.125 SF per PC				SF
9 x 36	2.25 SF per PC				SF
4" Hexagon	0.11 SF per PC	\$47.05	\$52.30	\$52.30	SF
4x7 Rhombo	0.19 SF per PC	\$40.30	\$45.55	\$45.55	SF
CUTASHLAR	4 SF per PC				SF
*2x12 Chevron	0.13 SF per PC	\$32.40	\$37.65	\$37.65	SF
4x16 Chevron	0.36 SF per PC				SF
6x24 Chevron	0.83 SF per PC				SF



COMMODITY PRICING

BX (IN BOLD), SOLD IN FULL BOXES

TEAL, SPECIAL ORDER ITEMS

PURPLE, IN-HOUSE FABRICATION

B STONE



Cut To Size Stone



ITHONBCC1224

BIANCO CARRARA C 12 X 24 X 3/8 HONED FIELD

TECH SPECS: set with white thinset only - if job requires mud work use white portland cement

* BRASS / STAINLESS STEEL INSERT DETAIL PRICING AVAILABLE

SIZE	PACKING	POLISHED	HONED*	BRUSHED	UNITS
Stock/Uncut	<i>*stocked finish</i>	\$26.90	\$18.50	\$25.90	SF
12 x 12	1 SF per PC	\$31.50	\$23.50	\$30.34	SF
12 x 24	2 SF per PC	\$30.70	\$22.70	\$29.70	SF
12 x 18	1.5 SF per PC				SF
16 x 16	1.7 SF per PC				SF
18 x 18	2.25 SF per PC				SF
2 x 2	0.02 SF per PC	\$35.85	\$27.85	\$34.85	SF
24 x 24	4 SF per PC				SF
2 x 12	0.16 SF per PC	\$36.30	\$28.30	\$35.30	SF
2 x 4	0.05 SF per PC	\$35.05	\$27.05	\$34.05	SF
2 x 6	0.083 SF per PC	\$35.05	\$27.05	\$34.05	SF
2 x 8	0.11 SF per PC	\$35.05	\$27.05	\$34.05	SF
3 x 3	0.625 SF per PC	\$35.05	\$27.05	\$34.05	SF
3 x 12	0.25 SF per PC	\$33.20	\$25.20	\$32.20	SF
3 x 24	0.5 SF per PC	\$33.20	\$25.20	\$32.20	SF
3 x 36	0.75 SF per PC				SF
3 x 6	0.125 SF per PC	\$33.85	\$25.85	\$32.85	SF
4 x 4	0.11 SF per PC	\$33.20	\$25.20	\$32.20	SF
4 x 12	0.33 SF per PC	\$31.95	\$23.95	\$30.95	SF
4 x 16	0.44 SF per PC				SF
4 x 24	0.67 SF per PC	\$31.95	\$23.95	\$30.95	SF
4 x 6	0.167 SF per PC	\$33.85	\$25.85	\$32.85	SF
4 x 8	0.22 SF per PC	\$33.10	\$25.10	\$32.10	SF
6 x 6	0.25 SF per PC	\$32.56	\$24.60	\$31.60	SF
6 x 12	0.5 SF per PC	\$30.70	\$22.70	\$29.70	SF
6 x 18	0.75 SF per PC				SF
6 x 24	1 SF per PC	\$30.70	\$22.70	\$29.70	SF
6 x 36	1.5 SF per PC				SF
8 x 8	0.44 SF per PC				SF
8 x 16	0.88 SF per PC				SF
8 x 12	0.67 SF per PC	\$30.70	\$22.70	\$29.70	SF
8 x 24	1.33 SF per PC				SF
9 x 9	0.5625 SF per PC				SF
9 x 18	1.125 SF per PC				SF
9 x 36	2.25 SF per PC				SF
4" Hexagon	0.11 SF per PC	\$60.65	\$52.65	\$59.65	SF
4x7 Rhombo	0.19 SF per PC	\$53.50	\$45.50	\$52.50	SF
CUTASHLAR	4 SF per PC	\$36.00	\$28.00	\$35.00	SF
*2x12 Chevron	0.13 SF per PC	\$42.30	\$34.30	\$41.30	SF
4x16 Chevron	0.36 SF per PC				SF
*6x24 Chevron	0.83 SF per PC	\$37.40	\$29.40	\$36.40	SF



COMMODITY PRICING

BX (IN BOLD), SOLD IN FULL BOXES

TEAL, SPECIAL ORDER ITEMS

PURPLE, IN-HOUSE FABRICATION

B STONE



Cut To Size Stone



ITPOLBCC1224

BIANCO CARRARA C 12 X 24 X 3/8 POLISHED FIELD

TECH SPECS: set with white thinset only - if job requires mud work use white portland cement

* BRASS / STAINLESS STEEL INSERT DETAIL PRICING AVAILABLE

SIZE	PACKING	POLISHED*	HONED	BRUSHED	UNITS
Stock/Uncut	<i>*stocked finish</i>	\$18.50	\$25.90	\$25.90	SF
12 x 12	1 SF per PC	\$23.50	\$30.34	\$30.34	SF
12 x 24	2 SF per PC	\$22.70	\$29.70	\$29.70	SF
12 x 18	1.5 SF per PC				SF
16 x 16	1.7 SF per PC				SF
18 x 18	2.25 SF per PC				SF
2 x 2	0.02 SF per PC	\$27.85	\$34.85	\$34.85	SF
24 x 24	4 SF per PC				SF
2 x 12	0.16 SF per PC	\$28.30	\$35.30	\$35.30	SF
2 x 4	0.05 SF per PC	\$27.05	\$34.05	\$34.05	SF
2 x 6	0.083 SF per PC	\$27.05	\$34.05	\$34.05	SF
2 x 8	0.11 SF per PC	\$27.05	\$34.05	\$34.05	SF
3 x 3	0.625 SF per PC	\$27.05	\$34.05	\$34.05	SF
3 x 12	0.25 SF per PC	\$25.20	\$32.20	\$32.20	SF
3 x 24	0.5 SF per PC	\$25.20	\$32.20	\$32.20	SF
3 x 36	0.75 SF per PC				SF
3 x 6	0.125 SF per PC	\$25.85	\$32.85	\$32.85	SF
4 x 4	0.11 SF per PC	\$25.20	\$32.20	\$32.20	SF
4 x 12	0.33 SF per PC	\$23.95	\$30.95	\$30.95	SF
4 x 16	0.44 SF per PC				SF
4 x 24	0.67 SF per PC	\$23.95	\$30.95	\$30.95	SF
4 x 6	0.167 SF per PC	\$25.85	\$32.85	\$32.85	SF
4 x 8	0.22 SF per PC	\$25.10	\$32.10	\$32.10	SF
6 x 6	0.25 SF per PC	\$24.60	\$31.60	\$31.60	SF
6 x 12	0.5 SF per PC	\$22.70	\$29.70	\$29.70	SF
6 x 18	0.75 SF per PC				SF
6 x 24	1 SF per PC	\$22.70	\$29.70	\$29.70	SF
6 x 36	1.5 SF per PC				SF
8 x 8	0.44 SF per PC				SF
8 x 16	0.88 SF per PC				SF
8 x 12	0.67 SF per PC	\$22.70	\$29.70	\$29.70	SF
8 x 24	1.33 SF per PC				SF
9 x 9	0.5625 SF per PC				SF
9 x 18	1.125 SF per PC				SF
9 x 36	2.25 SF per PC				SF
4" Hexagon	0.11 SF per PC	\$52.65	\$59.65	\$59.65	SF
4x7 Rhombo	0.19 SF per PC	\$45.50	\$52.50	\$52.50	SF
CUTASHLAR	4 SF per PC	\$28.00	\$35.00	\$35.00	SF
*2x12 Chevron	0.13 SF per PC	\$34.30	\$41.30	\$41.30	SF
4x16 Chevron	0.36 SF per PC				SF
*6x24 Chevron	0.83 SF per PC	\$29.40	\$36.40	\$36.40	SF



COMMODITY PRICING

BX (IN BOLD), SOLD IN FULL BOXES

TEAL, SPECIAL ORDER ITEMS

PURPLE, IN-HOUSE FABRICATION

B STONE



Cut To Size Stone



SBCA18

BIANCO CARRARA ROMAN ANTIQUED STONE

STRAIGHT EDGE 18"x 18" x 3/8" FIELD TILE

SIZE	PACKING	R. ANTIQUED*	HONED	BRUSHED	UNITS
Stock/Uncut	<i>*stocked finish</i>	\$22.00			SF
12 x 12	1 SF per PC				SF
12 x 24	2 SF per PC				SF
12 x 18	1.5 SF per PC				SF
16 x 16	1.7 SF per PC				SF
18 x 18	2.25 SF per PC	\$28.42			SF
2 x 2	0.02 SF per PC	\$35.70			SF
24 x 24	4 SF per PC				SF
2 x 12	0.16 SF per PC				SF
2 x 4	0.05 SF per PC	\$34.42			SF
2 x 6	0.083 SF per PC				SF
2 x 8	0.11 SF per PC				SF
3 x 3	0.625 SF per PC	\$34.42			SF
3 x 12	0.25 SF per PC				SF
3 x 24	0.5 SF per PC				SF
3 x 36	0.75 SF per PC				SF
3 x 6	0.125 SF per PC	\$32.50			SF
4 x 4	0.11 SF per PC				SF
4 x 12	0.33 SF per PC				SF
4 x 16	0.44 SF per PC				SF
4 x 24	0.67 SF per PC				SF
4 x 6	0.167 SF per PC				SF
4 x 8	0.22 SF per PC				SF
6 x 6	0.25 SF per PC	\$30.52			SF
6 x 12	0.5 SF per PC				SF
6 x 18	0.75 SF per PC	\$27.46			SF
6 x 24	1 SF per PC				SF
6 x 36	1.5 SF per PC				SF
8 x 8	0.44 SF per PC				SF
8 x 16	0.88 SF per PC				SF
8 x 12	0.67 SF per PC				SF
8 x 24	1.33 SF per PC				SF
9 x 9	0.5625 SF per PC	\$28.74			SF
9 x 18	1.125 SF per PC	\$27.46			SF
9 x 36	2.25 SF per PC				SF
4" Hexagon	0.11 SF per PC	\$68.02			SF
4x7 Rhombo	0.19 SF per PC	\$59.71			SF
CUTASHLAR	4 SF per PC				SF
2x12 Chevron	0.13 SF per PC				SF
4x16 Chevron	0.36 SF per PC				SF
6x24 Chevron	0.83 SF per PC				SF

BX (IN BOLD), SOLD IN FULL BOXES

TEAL, SPECIAL ORDER ITEMS

PURPLE, IN-HOUSE FABRICATION

B STONE



Cut To Size Stone



SBCH18

BIANCO CARRARA 18 X 18 X 3/8 LIGHT HONED
FIELD

calibrated with micro-beveled edge

SIZE	PACKING	POLISHED	HONED*	BRUSHED	UNITS
Stock/Uncut	<i>*stocked finish</i>	\$26.36	\$17.00	\$33.52	SF
12 x 12	1 SF per PC				SF
12 x 24	2 SF per PC				SF
12 x 18	1.5 SF per PC				SF
16 x 16	1.7 SF per PC				SF
18 x 18	2.25 SF per PC	\$36.30	\$25.04	\$34.94	SF
2 x 2	0.02 SF per PC	\$43.58	\$32.34	\$42.24	SF
24 x 24	4 SF per PC				SF
2 x 12	0.16 SF per PC				SF
2 x 4	0.05 SF per PC				SF
2 x 6	0.083 SF per PC	\$42.30	\$31.06	\$40.96	SF
2 x 8	0.11 SF per PC				SF
3 x 3	0.625 SF per PC	\$42.30	\$31.06	\$40.96	SF
3 x 12	0.25 SF per PC				SF
3 x 24	0.5 SF per PC				SF
3 x 36	0.75 SF per PC				SF
3 x 6	0.125 SF per PC	\$40.36	\$29.12	\$39.02	SF
4 x 4	0.11 SF per PC				SF
4 x 12	0.33 SF per PC				SF
4 x 16	0.44 SF per PC				SF
4 x 24	0.67 SF per PC				SF
4 x 6	0.167 SF per PC				SF
4 x 8	0.22 SF per PC				SF
6 x 6	0.25 SF per PC	\$38.38	\$27.14	\$37.04	SF
6 x 12	0.5 SF per PC				SF
6 x 18	0.75 SF per PC	\$35.32	\$24.08	\$33.98	SF
6 x 24	1 SF per PC				SF
6 x 36	1.5 SF per PC				SF
8 x 8	0.44 SF per PC				SF
8 x 16	0.88 SF per PC				SF
8 x 12	0.67 SF per PC				SF
8 x 24	1.33 SF per PC				SF
9 x 9	0.5625 SF per PC	\$36.60	\$25.36	\$35.26	SF
9 x 18	1.125 SF per PC	\$35.32	\$24.08	\$33.98	SF
9 x 36	2.25 SF per PC				SF
4" Hexagon	0.11 SF per PC	\$68.02	\$56.10	\$66.59	SF
4x7 Rhombo	0.19 SF per PC	\$59.71	\$48.69	\$58.39	SF
CUTASHLAR	4 SF per PC				SF
2x12 Chevron	0.13 SF per PC				SF
4x16 Chevron	0.36 SF per PC				SF
6x24 Chevron	0.83 SF per PC				SF



COMMODITY PRICING

BX (IN BOLD), SOLD IN FULL BOXES

TEAL, SPECIAL ORDER ITEMS

PURPLE, IN-HOUSE FABRICATION

B STONE



Cut To Size Stone



SBCP18

BIANCO CARRARA POLISHED 18" X 18" X 3/8" FIEL

SET WITH WHITE THINSET ONLY.

IF JOB REQUIRES MUD WORK, WHITE PORTLAND CEMENT MUST BE USED.

SIZE	PACKING	POLISHED*	HONED	BRUSHED	UNITS
Stock/Uncut	<i>*stocked finish</i>	\$17.00	\$33.52	\$33.52	SF
12 x 12	1 SF per PC				SF
12 x 24	2 SF per PC				SF
12 x 18	1.5 SF per PC				SF
16 x 16	1.7 SF per PC				SF
18 x 18	2.25 SF per PC	\$25.04	\$34.94	\$34.94	SF
2 x 2	0.02 SF per PC	\$32.34	\$42.24	\$42.24	SF
24 x 24	4 SF per PC				SF
2 x 12	0.16 SF per PC				SF
2 x 4	0.05 SF per PC				SF
2 x 6	0.083 SF per PC	\$31.06	\$40.96	\$40.96	SF
2 x 8	0.11 SF per PC				SF
3 x 3	0.625 SF per PC				SF
3 x 12	0.25 SF per PC				SF
3 x 24	0.5 SF per PC				SF
3 x 36	0.75 SF per PC				SF
3 x 6	0.125 SF per PC	\$29.12	\$39.02	\$39.02	SF
4 x 4	0.11 SF per PC				SF
4 x 12	0.33 SF per PC				SF
4 x 16	0.44 SF per PC				SF
4 x 24	0.67 SF per PC				SF
4 x 6	0.167 SF per PC				SF
4 x 8	0.22 SF per PC				SF
6 x 6	0.25 SF per PC	\$27.14	\$37.04	\$37.04	SF
6 x 12	0.5 SF per PC				SF
6 x 18	0.75 SF per PC	\$24.08	\$33.98	\$33.98	SF
6 x 24	1 SF per PC				SF
6 x 36	1.5 SF per PC				SF
8 x 8	0.44 SF per PC				SF
8 x 16	0.88 SF per PC				SF
8 x 12	0.67 SF per PC				SF
8 x 24	1.33 SF per PC				SF
9 x 9	0.5625 SF per PC	\$25.36	\$35.26	\$35.26	SF
9 x 18	1.125 SF per PC	\$24.08	\$33.98	\$33.98	SF
9 x 36	2.25 SF per PC				SF
4" Hexagon	0.11 SF per PC	\$56.10	\$66.59	\$66.59	SF
4x7 Rhombo	0.19 SF per PC	\$48.69	\$58.39	\$58.39	SF
CUTASHLAR	4 SF per PC				SF
2x12 Chevron	0.13 SF per PC				SF
4x16 Chevron	0.36 SF per PC				SF
6x24 Chevron	0.83 SF per PC				SF



COMMODITY PRICING

BX (IN BOLD), SOLD IN FULL BOXES

TEAL, SPECIAL ORDER ITEMS

PURPLE, IN-HOUSE FABRICATION

B STONE



Cut To Size Stone



SBCP1836

BIANCO CARRARA 18 X 36 X 3/8 POLISHED FIELD

SIZE	PACKING	POLISHED*	HONED	BRUSHED	UNITS
Stock/Uncut	<i>*stocked finish</i>	\$23.00			SF
12 x 12	1 SF per PC				SF
12 x 24	2 SF per PC				SF
12 x 18	1.5 SF per PC				SF
16 x 16	1.7 SF per PC				SF
18 x 18	2.25 SF per PC				SF
2 x 2	0.02 SF per PC				SF
24 x 24	4 SF per PC				SF
2 x 12	0.16 SF per PC				SF
2 x 4	0.05 SF per PC				SF
2 x 6	0.083 SF per PC				SF
2 x 8	0.11 SF per PC				SF
3 x 3	0.625 SF per PC				SF
3 x 12	0.25 SF per PC				SF
3 x 24	0.5 SF per PC				SF
3 x 36	0.75 SF per PC	\$35.76			SF
3 x 6	0.125 SF per PC				SF
4 x 4	0.11 SF per PC				SF
4 x 12	0.33 SF per PC				SF
4 x 16	0.44 SF per PC				SF
4 x 24	0.67 SF per PC				SF
4 x 6	0.167 SF per PC				SF
4 x 8	0.22 SF per PC				SF
6 x 6	0.25 SF per PC				SF
6 x 12	0.5 SF per PC				SF
6 x 18	0.75 SF per PC				SF
6 x 24	1 SF per PC				SF
6 x 36	1.5 SF per PC	\$34.70			SF
8 x 8	0.44 SF per PC				SF
8 x 16	0.88 SF per PC				SF
8 x 12	0.67 SF per PC				SF
8 x 24	1.33 SF per PC				SF
9 x 9	0.5625 SF per PC				SF
9 x 18	1.125 SF per PC				SF
9 x 36	2.25 SF per PC	\$34.70			SF
4" Hexagon	0.11 SF per PC				SF
4x7 Rhombo	0.19 SF per PC				SF
CUTASHLAR	4 SF per PC				SF
2x12 Chevron	0.13 SF per PC				SF
4x16 Chevron	0.36 SF per PC				SF
6x24 Chevron	0.83 SF per PC				SF



COMMODITY PRICING

BX (IN BOLD), SOLD IN FULL BOXES

TEAL, SPECIAL ORDER ITEMS

PURPLE, IN-HOUSE FABRICATION

B STONE



Cut To Size Stone



SBCH24

BIANCO CARRARA C 24 X 24 X 3/8 HONED FIELD

crated material; packed to order

* BRASS / STAINLESS STEEL INSERT DETAIL
PRICING AVAILABLE

SIZE	PACKING	POLISHED	HONED*	BRUSHED	UNITS
Stock/Uncut	<i>*stocked finish</i>		\$26.00	\$35.36	SF
12 x 12	1 SF per PC		\$35.20	\$45.76	SF
12 x 24	2 SF per PC		\$34.08	\$43.92	SF
12 x 18	1.5 SF per PC				SF
16 x 16	1.7 SF per PC				SF
18 x 18	2.25 SF per PC				SF
2 x 2	0.02 SF per PC		\$42.32	\$52.16	SF
24 x 24	4 SF per PC		\$41.44	\$51.30	SF
2 x 12	0.16 SF per PC		\$43.86	\$55.12	SF
2 x 4	0.05 SF per PC		\$41.04	\$50.90	SF
2 x 6	0.083 SF per PC		\$41.04	\$50.90	SF
2 x 8	0.11 SF per PC		\$41.04	\$50.90	SF
3 x 3	0.625 SF per PC		\$41.04	\$50.90	SF
3 x 12	0.25 SF per PC		\$38.08	\$47.94	SF
3 x 24	0.5 SF per PC		\$38.08	\$47.94	SF
3 x 36	0.75 SF per PC				SF
3 x 6	0.125 SF per PC		\$39.12	\$48.96	SF
4 x 4	0.11 SF per PC		\$38.08	\$47.94	SF
4 x 12	0.33 SF per PC		\$36.08	\$45.94	SF
4 x 16	0.44 SF per PC				SF
4 x 24	0.67 SF per PC		\$36.08	\$45.94	SF
4 x 6	0.167 SF per PC		\$39.12	\$48.96	SF
4 x 8	0.22 SF per PC		\$37.92	\$47.78	SF
6 x 6	0.25 SF per PC		\$37.12	\$46.98	SF
6 x 12	0.5 SF per PC		\$34.08	\$43.92	SF
6 x 18	0.75 SF per PC				SF
6 x 24	1 SF per PC		\$34.08	\$43.92	SF
6 x 36	1.5 SF per PC				SF
8 x 8	0.44 SF per PC		\$35.04	\$44.88	SF
8 x 16	0.88 SF per PC				SF
8 x 12	0.67 SF per PC		\$34.08	\$43.92	SF
8 x 24	1.33 SF per PC		\$34.08	\$43.92	SF
9 x 9	0.5625 SF per PC				SF
9 x 18	1.125 SF per PC				SF
9 x 36	2.25 SF per PC				SF
4" Hexagon	0.11 SF per PC		\$81.04	\$100.06	SF
4x7 Rhombo	0.19 SF per PC		\$69.92	\$87.52	SF
CUTASHLAR	4 SF per PC		\$42.24	\$53.50	SF
*2x12 Chevron	0.13 SF per PC		\$50.08	\$61.34	SF
4x16 Chevron	0.36 SF per PC				SF
*6x24 Chevron	0.83 SF per PC		\$44.02	\$55.28	SF



COMMODITY PRICING

BX (IN BOLD), SOLD IN FULL BOXES

TEAL, SPECIAL ORDER ITEMS

PURPLE, IN-HOUSE FABRICATION

B STONE

Cut To Size Stone



SBCP24

BIANCO CARRARA 24 X 24 X 3/8 POLISHED FIELD

TECH SPECS: set with white thinset only - if job requires mud work use white portland cement

* BRASS / STAINLESS STEEL INSERT DETAIL PRICING AVAILABLE

BX (IN BOLD), SOLD IN FULL BOXES

TEAL, SPECIAL ORDER ITEMS

PURPLE, IN-HOUSE FABRICATION

SIZE	PACKING	POLISHED*	HONED	BRUSHED	UNITS
Stock/Uncut	<i>*stocked finish</i>	\$26.00		\$35.36	SF
12 x 12	1 SF per PC	\$35.20		\$45.76	SF
12 x 24	2 SF per PC	\$34.08		\$43.92	SF
12 x 18	1.5 SF per PC				SF
16 x 16	1.7 SF per PC				SF
18 x 18	2.25 SF per PC				SF
2 x 2	0.02 SF per PC	\$42.32		\$52.16	SF
24 x 24	4 SF per PC	\$41.44		\$51.30	SF
2 x 12	0.16 SF per PC	\$43.86		\$55.12	SF
2 x 4	0.05 SF per PC	\$41.04		\$50.90	SF
2 x 6	0.083 SF per PC	\$41.04		\$50.90	SF
2 x 8	0.11 SF per PC	\$41.04		\$50.90	SF
3 x 3	0.625 SF per PC	\$41.04		\$50.90	SF
3 x 12	0.25 SF per PC	\$38.08		\$47.94	SF
3 x 24	0.5 SF per PC	\$38.08		\$47.94	SF
3 x 36	0.75 SF per PC				SF
3 x 6	0.125 SF per PC	\$39.12		\$48.96	SF
4 x 4	0.11 SF per PC	\$38.08		\$47.94	SF
4 x 12	0.33 SF per PC	\$36.08		\$45.94	SF
4 x 16	0.44 SF per PC				SF
4 x 24	0.67 SF per PC	\$36.08		\$45.94	SF
4 x 6	0.167 SF per PC	\$39.12		\$48.96	SF
4 x 8	0.22 SF per PC	\$37.92		\$47.78	SF
6 x 6	0.25 SF per PC	\$37.12		\$46.98	SF
6 x 12	0.5 SF per PC	\$34.08		\$43.92	SF
6 x 18	0.75 SF per PC				SF
6 x 24	1 SF per PC	\$34.08		\$43.92	SF
6 x 36	1.5 SF per PC				SF
8 x 8	0.44 SF per PC	\$35.04		\$44.88	SF
8 x 16	0.88 SF per PC				SF
8 x 12	0.67 SF per PC	\$34.08		\$43.92	SF
8 x 24	1.33 SF per PC	\$34.08		\$43.92	SF
9 x 9	0.5625 SF per PC				SF
9 x 18	1.125 SF per PC				SF
9 x 36	2.25 SF per PC				SF
4" Hexagon	0.11 SF per PC	\$81.04		\$100.06	SF
4x7 Rhombo	0.19 SF per PC	\$69.92		\$87.52	SF
CUTASHLAR	4 SF per PC	\$42.24		\$53.50	SF
*2x12 Chevron	0.13 SF per PC	\$50.08		\$61.34	SF
4x16 Chevron	0.36 SF per PC				SF
*6x24 Chevron	0.83 SF per PC	\$44.02		\$55.28	SF

B STONE



Cut To Size Stone



SBDOLP12

SELECT BIANCO DOLOMITI VEIN CUT POLISHED

12" X 12" X 3/8" ARIS EDGE FIELD TILE

AKA BIANCO DOLOMITE

* BRASS / STAINLESS STEEL INSERT

DETAIL PRICING AVAILABLE

SIZE	PACKING	POLISHED*	HONED	BRUSHED	UNITS
Stock/Uncut	<i>*stocked finish</i>	\$21.00	\$27.44	\$27.44	SF
12 x 12	1 SF per PC	\$28.54	\$38.92	\$38.92	SF
12 x 24	2 SF per PC				SF
12 x 18	1.5 SF per PC				SF
16 x 16	1.7 SF per PC				SF
18 x 18	2.25 SF per PC				SF
2 x 2	0.02 SF per PC	\$36.26	\$46.02	\$46.02	SF
24 x 24	4 SF per PC				SF
2 x 12	0.16 SF per PC	\$35.68	\$46.32	\$46.32	SF
2 x 4	0.05 SF per PC	\$34.96	\$44.74	\$44.74	SF
2 x 6	0.083 SF per PC	\$34.96	\$44.74	\$44.74	SF
2 x 8	0.11 SF per PC				SF
3 x 3	0.625 SF per PC	\$34.96	\$44.74	\$44.74	SF
3 x 12	0.25 SF per PC	\$32.02	\$41.78	\$41.78	SF
3 x 24	0.5 SF per PC				SF
3 x 36	0.75 SF per PC				SF
3 x 6	0.125 SF per PC	\$33.04	\$42.85	\$42.85	SF
4 x 4	0.11 SF per PC	\$32.02	\$41.78	\$41.78	SF
4 x 12	0.33 SF per PC	\$30.02	\$39.78	\$39.78	SF
4 x 16	0.44 SF per PC				SF
4 x 24	0.67 SF per PC				SF
4 x 6	0.167 SF per PC	\$33.04	\$42.80	\$42.80	SF
4 x 8	0.22 SF per PC				SF
6 x 6	0.25 SF per PC	\$31.04	\$40.80	\$40.80	SF
6 x 12	0.5 SF per PC	\$28.00	\$39.10	\$39.10	SF
6 x 18	0.75 SF per PC				SF
6 x 24	1 SF per PC				SF
6 x 36	1.5 SF per PC				SF
8 x 8	0.44 SF per PC				SF
8 x 16	0.88 SF per PC				SF
8 x 12	0.67 SF per PC				SF
8 x 24	1.33 SF per PC				SF
9 x 9	0.5625 SF per PC				SF
9 x 18	1.125 SF per PC				SF
9 x 36	2.25 SF per PC				SF
4" Hexagon	0.11 SF per PC	\$68.54	\$87.02	\$87.02	SF
4x7 Rhombo	0.19 SF per PC	\$58.02	\$75.00	\$75.00	SF
CUTASHLAR	4 SF per PC				SF
*2x12 Chevron	0.13 SF per PC	\$44.20	\$55.98	\$55.98	SF
4x16 Chevron	0.36 SF per PC				SF
6x24 Chevron	0.83 SF per PC				SF

BX (IN BOLD), SOLD IN FULL BOXES

TEAL, SPECIAL ORDER ITEMS

PURPLE, IN-HOUSE FABRICATION

B STONE

Cut To Size Stone



SBDOLA2P1224

BIANCO DOLOMITI A2 12 X 24 X 3/8 POLISHED
FIELD ARIS EDGE

vein cut length wise, aris edge

TECH SPECS: a2 selection is subject to more
variation in veining and color than a1 selection

SIZE	PACKING	POLISHED*	HONED	BRUSHED	UNITS
Stock/Uncut	*stocked finish	\$30.00	\$37.65	\$37.65	SF
12 x 12	1 SF per PC	\$38.50	\$43.78	\$43.78	SF
12 x 24	2 SF per PC	\$36.70	\$41.63	\$41.63	SF
12 x 18	1.5 SF per PC				SF
16 x 16	1.7 SF per PC				SF
18 x 18	2.25 SF per PC				SF
2 x 2	0.02 SF per PC	\$41.85	\$46.68	\$46.68	SF
24 x 24	4 SF per PC				SF
2 x 12	0.16 SF per PC	\$43.80	\$49.25	\$49.25	SF
2 x 4	0.05 SF per PC	\$41.05	\$45.98	\$45.98	SF
2 x 6	0.083 SF per PC	\$41.05	\$45.98	\$45.98	SF
2 x 8	0.11 SF per PC	\$41.05	\$45.98	\$45.98	SF
3 x 3	0.625 SF per PC	\$41.05	\$45.98	\$45.98	SF
3 x 12	0.25 SF per PC	\$39.20	\$44.13	\$44.13	SF
3 x 24	0.5 SF per PC	\$39.20	\$44.13	\$44.13	SF
3 x 36	0.75 SF per PC				SF
3 x 6	0.125 SF per PC	\$39.85	\$44.78	\$44.78	SF
4 x 4	0.11 SF per PC	\$39.20	\$44.13	\$44.13	SF
4 x 12	0.33 SF per PC	\$37.95	\$42.89	\$42.89	SF
4 x 16	0.44 SF per PC				SF
4 x 24	0.67 SF per PC	\$37.95	\$42.89	\$42.89	SF
4 x 6	0.167 SF per PC	\$39.85	\$44.78	\$44.78	SF
4 x 8	0.22 SF per PC	\$39.10	\$44.03	\$44.03	SF
6 x 6	0.25 SF per PC	\$38.60	\$43.52	\$43.52	SF
6 x 12	0.5 SF per PC	\$36.70	\$41.63	\$41.63	SF
6 x 18	0.75 SF per PC				SF
6 x 24	1 SF per PC	\$36.70	\$41.63	\$41.63	SF
6 x 36	1.5 SF per PC				SF
8 x 8	0.44 SF per PC				SF
8 x 16	0.88 SF per PC				SF
8 x 12	0.67 SF per PC	\$36.70	\$41.63	\$41.63	SF
8 x 24	1.33 SF per PC				SF
9 x 9	0.5625 SF per PC				SF
9 x 18	1.125 SF per PC				SF
9 x 36	2.25 SF per PC				SF
4" Hexagon	0.11 SF per PC	\$79.14	\$88.47	\$88.47	SF
4x7 Rhombo	0.19 SF per PC	\$69.99	\$78.62	\$78.62	SF
CUTASHLAR	4 SF per PC	\$44.01	\$49.64	\$49.64	SF
2x12 Chevron	0.13 SF per PC	\$51.30	\$57.28	\$57.28	SF
4x16 Chevron	0.36 SF per PC				SF
6x24 Chevron	0.83 SF per PC	\$45.40	\$51.03	\$51.03	SF

BX (IN BOLD), SOLD IN FULL BOXES

TEAL, SPECIAL ORDER ITEMS

PURPLE, IN-HOUSE FABRICATION

B STONE



Cut To Size Stone



SBDOLP1224

BIANCO DOLOMITI A1 12 X 24 X 3/8 POLISHED

FIELD ARIS EDGE

vein cut length wise, aris edge

* BRASS / STAINLESS STEEL INSERT

DETAIL PRICING AVAILABLE

SIZE	PACKING	POLISHED*	HONED	BRUSHED	UNITS
Stock/Uncut	*stocked finish	\$38.00	\$44.72	\$44.72	SF
12 x 12	1 SF per PC	\$48.10	\$53.38	\$53.38	SF
12 x 24	2 SF per PC	\$45.66	\$50.59	\$50.59	SF
12 x 18	1.5 SF per PC				SF
16 x 16	1.7 SF per PC				SF
18 x 18	2.25 SF per PC				SF
2 x 2	0.02 SF per PC	\$50.81	\$55.74	\$55.74	SF
24 x 24	4 SF per PC				SF
2 x 12	0.16 SF per PC	\$53.72	\$58.65	\$58.65	SF
2 x 4	0.05 SF per PC	\$50.01	\$54.94	\$54.94	SF
2 x 6	0.083 SF per PC	\$50.01	\$54.94	\$54.94	SF
2 x 8	0.11 SF per PC	\$50.01	\$54.94	\$54.94	SF
3 x 3	0.625 SF per PC	\$50.01	\$54.94	\$54.94	SF
3 x 12	0.25 SF per PC	\$48.16	\$53.09	\$53.09	SF
3 x 24	0.5 SF per PC	\$48.16	\$53.09	\$53.09	SF
3 x 36	0.75 SF per PC				SF
3 x 6	0.125 SF per PC	\$48.58	\$53.74	\$53.74	SF
4 x 4	0.11 SF per PC	\$48.16	\$53.09	\$53.09	SF
4 x 12	0.33 SF per PC	\$46.91	\$51.83	\$51.83	SF
4 x 16	0.44 SF per PC				SF
4 x 24	0.67 SF per PC	\$46.91	\$51.83	\$51.83	SF
4 x 6	0.167 SF per PC	\$48.81	\$53.73	\$53.73	SF
4 x 8	0.22 SF per PC	\$48.06	\$52.99	\$52.99	SF
6 x 6	0.25 SF per PC	\$47.56	\$52.48	\$52.48	SF
6 x 12	0.5 SF per PC	\$45.66	\$50.59	\$50.59	SF
6 x 18	0.75 SF per PC				SF
6 x 24	1 SF per PC	\$45.66	\$50.59	\$50.59	SF
6 x 36	1.5 SF per PC				SF
8 x 8	0.44 SF per PC				SF
8 x 16	0.88 SF per PC				SF
8 x 12	0.67 SF per PC	\$45.66	\$50.59	\$50.59	SF
8 x 24	1.33 SF per PC				SF
9 x 9	0.5625 SF per PC				SF
9 x 18	1.125 SF per PC				SF
9 x 36	2.25 SF per PC				SF
4" Hexagon	0.11 SF per PC	\$96.10	\$105.43	\$105.43	SF
4x7 Rhombo	0.19 SF per PC	\$85.67	\$94.30	\$94.30	SF
CUTASHLAR	4 SF per PC	\$54.25	\$59.88	\$59.88	SF
*2x12 Chevron	0.13 SF per PC	\$62.18	\$67.36	\$67.36	SF
4x16 Chevron	0.36 SF per PC				SF
*6x24 Chevron	0.83 SF per PC	\$55.64	\$61.27	\$61.27	SF

BX (IN BOLD), SOLD IN FULL BOXES

TEAL, SPECIAL ORDER ITEMS

PURPLE, IN-HOUSE FABRICATION

B STONE

Cut To Size Stone



SBDOLH1224

BIANCO DOLOMITI SELECT VEIN CUT HONED

12" X 24" X 3/8" ARIS EDGE FIELD TILE

vein cut length wise, aris edge

* BRASS / STAINLESS STEEL INSERT
DETAIL PRICING AVAILABLE

BX (IN BOLD), SOLD IN FULL BOXES

TEAL, SPECIAL ORDER ITEMS

PURPLE, IN-HOUSE FABRICATION

SIZE	PACKING	POLISHED	HONED*	BRUSHED	UNITS
Stock/Uncut	<i>*stocked finish</i>	\$47.60	\$38.00	\$44.72	SF
12 x 12	1 SF per PC	\$57.70	\$48.10	\$53.38	SF
12 x 24	2 SF per PC	\$54.62	\$45.66	\$50.59	SF
12 x 18	1.5 SF per PC				SF
16 x 16	1.7 SF per PC				SF
18 x 18	2.25 SF per PC				SF
2 x 2	0.02 SF per PC	\$59.77	\$50.81	\$55.74	SF
24 x 24	4 SF per PC				SF
2 x 12	0.16 SF per PC	\$63.64	\$53.72	\$58.65	SF
2 x 4	0.05 SF per PC	\$58.97	\$50.01	\$54.94	SF
2 x 6	0.083 SF per PC	\$58.97	\$50.01	\$54.94	SF
2 x 8	0.11 SF per PC	\$58.97	\$50.01	\$54.94	SF
3 x 3	0.625 SF per PC	\$58.97	\$50.01	\$54.94	SF
3 x 12	0.25 SF per PC	\$57.12	\$48.16	\$53.09	SF
3 x 24	0.5 SF per PC	\$57.12	\$48.16	\$53.09	SF
3 x 36	0.75 SF per PC				SF
3 x 6	0.125 SF per PC	\$57.54	\$48.58	\$53.74	SF
4 x 4	0.11 SF per PC	\$57.12	\$48.16	\$53.09	SF
4 x 12	0.33 SF per PC	\$55.87	\$46.91	\$51.83	SF
4 x 16	0.44 SF per PC				SF
4 x 24	0.67 SF per PC	\$55.87	\$46.91	\$51.83	SF
4 x 6	0.167 SF per PC	\$57.77	\$48.81	\$53.73	SF
4 x 8	0.22 SF per PC	\$57.02	\$48.06	\$52.99	SF
6 x 6	0.25 SF per PC	\$56.52	\$47.56	\$52.48	SF
6 x 12	0.5 SF per PC	\$54.62	\$45.66	\$50.59	SF
6 x 18	0.75 SF per PC				SF
6 x 24	1 SF per PC	\$54.62	\$45.66	\$50.59	SF
6 x 36	1.5 SF per PC				SF
8 x 8	0.44 SF per PC				SF
8 x 16	0.88 SF per PC				SF
8 x 12	0.67 SF per PC	\$54.62	\$45.66	\$50.59	SF
8 x 24	1.33 SF per PC				SF
9 x 9	0.5625 SF per PC				SF
9 x 18	1.125 SF per PC				SF
9 x 36	2.25 SF per PC				SF
4" Hexagon	0.11 SF per PC	\$113.06	\$96.10	\$105.43	SF
4x7 Rhombo	0.19 SF per PC	\$101.35	\$85.67	\$94.30	SF
CUTASHLAR	4 SF per PC	\$64.49	\$54.25	\$59.88	SF
*2x12 Chevron	0.13 SF per PC	\$73.06	\$62.18	\$67.36	SF
4x16 Chevron	0.36 SF per PC				SF
*6x24 Chevron	0.83 SF per PC	\$65.88	\$55.64	\$61.27	SF

B STONE

Cut To Size Stone



SBDOLEXP1224

EXTRA BIANCO DOLOMITI VEIN CUT POLISHED

12" X 24" X 3/8" ARIS EDGE FIELD TILE

AKA BIANCO DOLOMITE

* BRASS / STAINLESS STEEL INSERT DETAIL
PRICING AVAILABLE

BX (IN BOLD), SOLD IN FULL BOXES

TEAL, SPECIAL ORDER ITEMS

PURPLE, IN-HOUSE FABRICATION

SIZE	PACKING	POLISHED*	HONED	BRUSHED	UNITS
Stock/Uncut	<i>*stocked finish</i>	\$44.00	\$56.66	\$56.66	SF
12 x 12	1 SF per PC	\$51.98	\$62.38	\$62.38	SF
12 x 24	2 SF per PC	\$52.60	\$62.98	\$62.98	SF
12 x 18	1.5 SF per PC				SF
16 x 16	1.7 SF per PC				SF
18 x 18	2.25 SF per PC				SF
2 x 2	0.02 SF per PC	\$58.66	\$68.72	\$68.72	SF
24 x 24	4 SF per PC				SF
2 x 12	0.16 SF per PC	\$60.18	\$70.92	\$740.92	SF
2 x 4	0.05 SF per PC	\$57.38	\$67.24	\$67.24	SF
2 x 6	0.083 SF per PC	\$57.38	\$67.24	\$67.24	SF
2 x 8	0.11 SF per PC	\$57.38	\$67.24	\$67.24	SF
3 x 3	0.625 SF per PC	\$57.38	\$67.24	\$67.24	SF
3 x 12	0.25 SF per PC	\$54.44	\$64.28	\$64.28	SF
3 x 24	0.5 SF per PC	\$54.44	\$64.28	\$64.28	SF
3 x 36	0.75 SF per PC				SF
3 x 6	0.125 SF per PC	\$55.46	\$65.32	\$65.32	SF
4 x 4	0.11 SF per PC	\$55.46	\$65.32	\$65.32	SF
4 x 12	0.33 SF per PC	\$52.44	\$62.28	\$62.28	SF
4 x 16	0.44 SF per PC				SF
4 x 24	0.67 SF per PC	\$52.44	\$62.28	\$62.28	SF
4 x 6	0.167 SF per PC	\$55.46	\$65.32	\$65.32	SF
4 x 8	0.22 SF per PC	\$54.28	\$64.14	\$64.14	SF
6 x 6	0.25 SF per PC	\$53.46	\$63.32	\$63.32	SF
6 x 12	0.5 SF per PC	\$50.42	\$60.28	\$60.28	SF
6 x 18	0.75 SF per PC				SF
6 x 24	1 SF per PC	\$50.42	\$60.28	\$60.28	SF
6 x 36	1.5 SF per PC				SF
8 x 8	0.44 SF per PC				SF
8 x 16	0.88 SF per PC				SF
8 x 12	0.67 SF per PC	\$50.42	\$60.28	\$60.28	SF
8 x 24	1.33 SF per PC				SF
9 x 9	0.5625 SF per PC				SF
9 x 18	1.125 SF per PC				SF
9 x 36	2.25 SF per PC				SF
4" Hexagon	0.11 SF per PC	\$110.22	\$128.70	\$128.70	SF
4x7 Rhombo	0.19 SF per PC	\$96.78	\$113.86	\$113.86	SF
CUTASHLAR	4 SF per PC	\$65.28	\$76.54	\$76.54	SF
*2x12 Chevron	0.13 SF per PC	\$74.60	\$76.46	\$76.46	SF
4x16 Chevron	0.36 SF per PC				SF
*6x24 Chevron	0.83 SF per PC	\$67.54	\$78.80	\$78.80	SF

B STONE



Cut To Size Stone



ITBIONXP12

BIANCO ONYX 12 X 12 X 3/8 POLISHED FIELD

may have a mesh backing; select setting materials accordingly

* BRASS / STAINLESS STEEL INSERT DETAIL PRICING AVAILABLE

SIZE	PACKING	POLISHED*	HONED	BRUSHED	UNITS
Stock/Uncut	<i>*stocked finish</i>	\$41.00		\$53.60	SF
12 x 12	1 SF per PC	\$57.20		\$68.74	SF
12 x 24	2 SF per PC				SF
12 x 18	1.5 SF per PC				SF
16 x 16	1.7 SF per PC				SF
18 x 18	2.25 SF per PC				SF
2 x 2	0.02 SF per PC	\$63.22		\$73.96	SF
24 x 24	4 SF per PC				SF
2 x 12	0.16 SF per PC	\$65.10		\$76.80	SF
2 x 4	0.05 SF per PC	\$61.96		\$72.68	SF
2 x 6	0.083 SF per PC	\$61.96		\$72.68	SF
2 x 8	0.11 SF per PC				SF
3 x 3	0.625 SF per PC	\$61.96		\$72.68	SF
3 x 12	0.25 SF per PC	\$58.98		\$69.72	SF
3 x 24	0.5 SF per PC				SF
3 x 36	0.75 SF per PC				SF
3 x 6	0.125 SF per PC	\$60.02		\$70.76	SF
4 x 4	0.11 SF per PC	\$58.98		\$69.72	SF
4 x 12	0.33 SF per PC	\$56.98		\$67.72	SF
4 x 16	0.44 SF per PC				SF
4 x 24	0.67 SF per PC				SF
4 x 6	0.167 SF per PC	\$60.02		\$70.76	SF
4 x 8	0.22 SF per PC				SF
6 x 6	0.25 SF per PC	\$58.02		\$68.76	SF
6 x 12	0.5 SF per PC	\$54.98		\$65.70	SF
6 x 18	0.75 SF per PC				SF
6 x 24	1 SF per PC				SF
6 x 36	1.5 SF per PC				SF
8 x 8	0.44 SF per PC				SF
8 x 16	0.88 SF per PC				SF
8 x 12	0.67 SF per PC				SF
8 x 24	1.33 SF per PC				SF
9 x 9	0.5625 SF per PC				SF
9 x 18	1.125 SF per PC				SF
9 x 36	2.25 SF per PC				SF
4" Hexagon	0.11 SF per PC	\$120.00		\$140.40	SF
4x7 Rhombo	0.19 SF per PC	\$104.86		\$123.52	SF
CUTASHLAR	4 SF per PC				SF
*2x12 Chevron	0.13 SF per PC	\$76.66		\$89.50	SF
4x16 Chevron	0.36 SF per PC				SF
6x24 Chevron	0.83 SF per PC				SF

BX (IN BOLD), SOLD IN FULL BOXES

TEAL, SPECIAL ORDER ITEMS

PURPLE, IN-HOUSE FABRICATION

B STONE

Cut To Size Stone



SBSAVP18

BLUE DE SAVOIE POLISHED 18" X 18" X 1/2" FIELD
TILE

SIZE	PACKING	POLISHED*	HONED	BRUSHED	UNITS
Stock/Uncut	<i>*stocked finish</i>	\$60.00	\$68.28	\$68.28	SF
12 x 12	1 SF per PC				SF
12 x 24	2 SF per PC				SF
12 x 18	1.5 SF per PC				SF
16 x 16	1.7 SF per PC				SF
18 x 18	2.25 SF per PC	\$71.88	\$79.08	\$79.08	SF
2 x 2	0.02 SF per PC	\$78.46	\$86.34	\$86.34	SF
24 x 24	4 SF per PC				SF
2 x 12	0.16 SF per PC				SF
2 x 4	0.05 SF per PC				SF
2 x 6	0.083 SF per PC	\$77.18	\$85.06	\$85.06	SF
2 x 8	0.11 SF per PC				SF
3 x 3	0.625 SF per PC	\$77.18	\$85.06	\$85.06	SF
3 x 12	0.25 SF per PC				SF
3 x 24	0.5 SF per PC				SF
3 x 36	0.75 SF per PC				SF
3 x 6	0.125 SF per PC	\$75.26	\$83.14	\$83.14	SF
4 x 4	0.11 SF per PC				SF
4 x 12	0.33 SF per PC				SF
4 x 16	0.44 SF per PC				SF
4 x 24	0.67 SF per PC				SF
4 x 6	0.167 SF per PC				SF
4 x 8	0.22 SF per PC				SF
6 x 6	0.25 SF per PC	\$73.28	\$81.16	\$71.03	SF
6 x 12	0.5 SF per PC				SF
6 x 18	0.75 SF per PC	\$70.22	\$78.10	\$78.10	SF
6 x 24	1 SF per PC				SF
6 x 36	1.5 SF per PC				SF
8 x 8	0.44 SF per PC				SF
8 x 16	0.88 SF per PC				SF
8 x 12	0.67 SF per PC				SF
8 x 24	1.33 SF per PC				SF
9 x 9	0.5625 SF per PC	\$71.50	\$79.38	\$79.38	SF
9 x 18	1.125 SF per PC	\$70.22	\$78.10	\$78.10	SF
9 x 36	2.25 SF per PC				SF
4" Hexagon	0.11 SF per PC				SF
4x7 Rhombo	0.19 SF per PC				SF
CUTASHLAR	4 SF per PC				SF
2x12 Chevron	0.13 SF per PC				SF
4x16 Chevron	0.36 SF per PC				SF
6x24 Chevron	0.83 SF per PC				SF

BX (IN BOLD), SOLD IN FULL BOXES

TEAL, SPECIAL ORDER ITEMS

PURPLE, IN-HOUSE FABRICATION

C STONE

Cut To Size Stone



SCBLUH18

CALACATTA BLUETTE HONED 18" X 18" X 3/8"
FIELD TILE

SIZE	PACKING	POLISHED	HONED*	BRUSHED	UNITS
Stock/Uncut	<i>*stocked finish</i>		\$30.50		SF
12 x 12	1 SF per PC				SF
12 x 24	2 SF per PC				SF
12 x 18	1.5 SF per PC				SF
16 x 16	1.7 SF per PC				SF
18 x 18	2.25 SF per PC		\$44.93		SF
2 x 2	0.02 SF per PC		\$51.05		SF
24 x 24	4 SF per PC				SF
2 x 12	0.16 SF per PC				SF
2 x 4	0.05 SF per PC				SF
2 x 6	0.083 SF per PC		\$49.75		SF
2 x 8	0.11 SF per PC				SF
3 x 3	0.625 SF per PC		\$49.75		SF
3 x 12	0.25 SF per PC				SF
3 x 24	0.5 SF per PC				SF
3 x 36	0.75 SF per PC				SF
3 x 6	0.125 SF per PC		\$47.74		SF
4 x 4	0.11 SF per PC				SF
4 x 12	0.33 SF per PC				SF
4 x 16	0.44 SF per PC				SF
4 x 24	0.67 SF per PC				SF
4 x 6	0.167 SF per PC				SF
4 x 8	0.22 SF per PC				SF
6 x 6	0.25 SF per PC		\$45.81		SF
6 x 12	0.5 SF per PC				SF
6 x 18	0.75 SF per PC		\$42.79		SF
6 x 24	1 SF per PC				SF
6 x 36	1.5 SF per PC				SF
8 x 8	0.44 SF per PC				SF
8 x 16	0.88 SF per PC				SF
8 x 12	0.67 SF per PC				SF
8 x 24	1.33 SF per PC				SF
9 x 9	0.5625 SF per PC		\$44.07		SF
9 x 18	1.125 SF per PC		\$42.79		SF
9 x 36	2.25 SF per PC				SF
4" Hexagon	0.11 SF per PC		\$88.29		SF
4x7 Rhombo	0.19 SF per PC		\$78.45		SF
CUTASHLAR	4 SF per PC				SF
2x12 Chevron	0.13 SF per PC				SF
4x16 Chevron	0.36 SF per PC				SF
6x24 Chevron	0.83 SF per PC				SF

BX (IN BOLD), SOLD IN FULL BOXES

TEAL, SPECIAL ORDER ITEMS

PURPLE, IN-HOUSE FABRICATION

C STONE



Cut To Size Stone



SCGIOIAP18

CALACATTA GIOIA POLISHED 18" X 18" X 3/8"
FIELD TILE

SIZE	PACKING	POLISHED*	HONED	BRUSHED	UNITS
Stock/Uncut	<i>*stocked finish</i>	\$40.50	\$49.58	\$49.58	SF
12 x 12	1 SF per PC				SF
12 x 24	2 SF per PC				SF
12 x 18	1.5 SF per PC				SF
16 x 16	1.7 SF per PC				SF
18 x 18	2.25 SF per PC	\$50.74	\$60.46	\$60.46	SF
2 x 2	0.02 SF per PC	\$58.04	\$67.76	\$67.76	SF
24 x 24	4 SF per PC				SF
2 x 12	0.16 SF per PC				SF
2 x 4	0.05 SF per PC				SF
2 x 6	0.083 SF per PC	\$56.76	\$66.48	\$66.48	SF
2 x 8	0.11 SF per PC				SF
3 x 3	0.625 SF per PC				SF
3 x 12	0.25 SF per PC				SF
3 x 24	0.5 SF per PC				SF
3 x 36	0.75 SF per PC				SF
3 x 6	0.125 SF per PC	\$54.86	\$64.56	\$64.56	SF
4 x 4	0.11 SF per PC				SF
4 x 12	0.33 SF per PC				SF
4 x 16	0.44 SF per PC				SF
4 x 24	0.67 SF per PC				SF
4 x 6	0.167 SF per PC				SF
4 x 8	0.22 SF per PC				SF
6 x 6	0.25 SF per PC	\$52.84	\$62.54	\$62.54	SF
6 x 12	0.5 SF per PC				SF
6 x 18	0.75 SF per PC	\$49.80	\$59.50	\$59.50	SF
6 x 24	1 SF per PC				SF
6 x 36	1.5 SF per PC				SF
8 x 8	0.44 SF per PC				SF
8 x 16	0.88 SF per PC				SF
8 x 12	0.67 SF per PC				SF
8 x 24	1.33 SF per PC				SF
9 x 9	0.5625 SF per PC	\$51.08	\$60.78	\$60.78	SF
9 x 18	1.125 SF per PC	\$49.80	\$59.50	\$59.50	SF
9 x 36	2.25 SF per PC				SF
4" Hexagon	0.11 SF per PC				SF
4x7 Rhombo	0.19 SF per PC				SF
CUTASHLAR	4 SF per PC				SF
2x12 Chevron	0.13 SF per PC				SF
4x16 Chevron	0.36 SF per PC				SF
6x24 Chevron	0.83 SF per PC				SF

BX (IN BOLD), SOLD IN FULL BOXES

TEAL, SPECIAL ORDER ITEMS

PURPLE, IN-HOUSE FABRICATION

C STONE

Cut To Size Stone



ITCGH12

CALACATTA GOLD 12 X 12 X 3/8 HONED FIELD

natural range in veining

* BRASS / STAINLESS STEEL INSERT
DETAIL PRICING AVAILABLE

SIZE	PACKING	POLISHED	HONED*	BRUSHED	UNITS
Stock/Uncut	<i>*stocked finish</i>	\$45.09	\$35.00	\$44.14	SF
12 x 12	1 SF per PC	\$57.09	\$45.29	\$55.67	SF
12 x 24	2 SF per PC				SF
12 x 18	1.5 SF per PC				SF
16 x 16	1.7 SF per PC				SF
18 x 18	2.25 SF per PC				SF
2 x 2	0.02 SF per PC	\$63.59	\$52.39	\$62.25	SF
24 x 24	4 SF per PC				SF
2 x 12	0.16 SF per PC	\$65.47	\$53.27	\$64.00	SF
2 x 4	0.05 SF per PC	\$62.32	\$51.42	\$60.97	SF
2 x 6	0.083 SF per PC	\$62.32	\$51.42	\$60.97	SF
2 x 8	0.11 SF per PC				SF
3 x 3	0.625 SF per PC	\$62.32	\$51.42	\$60.97	SF
3 x 12	0.25 SF per PC	\$59.36	\$48.16	\$58.02	SF
3 x 24	0.5 SF per PC				SF
3 x 36	0.75 SF per PC				SF
3 x 6	0.125 SF per PC	\$60.39	\$49.19	\$59.05	SF
4 x 4	0.11 SF per PC	\$59.36	\$48.16	\$58.02	SF
4 x 12	0.33 SF per PC	\$57.37	\$46.17	\$56.02	SF
4 x 16	0.44 SF per PC				SF
4 x 24	0.67 SF per PC				SF
4 x 6	0.167 SF per PC	\$60.39	\$49.19	\$59.05	SF
4 x 8	0.22 SF per PC				SF
6 x 6	0.25 SF per PC	\$58.39	\$47.20	\$57.05	SF
6 x 12	0.5 SF per PC	\$55.35	\$44.15	\$54.01	SF
6 x 18	0.75 SF per PC				SF
6 x 24	1 SF per PC				SF
6 x 36	1.5 SF per PC				SF
8 x 8	0.44 SF per PC				SF
8 x 16	0.88 SF per PC				SF
8 x 12	0.67 SF per PC				SF
8 x 24	1.33 SF per PC				SF
9 x 9	0.5625 SF per PC				SF
9 x 18	1.125 SF per PC				SF
9 x 36	2.25 SF per PC				SF
4" Hexagon	0.11 SF per PC	\$119.36	\$98.36	\$116.84	SF
4x7 Rhombo	0.19 SF per PC	\$105.23	\$85.83	\$102.90	SF
CUTASHLAR	4 SF per PC				SF
*2x12 Chevron	0.13 SF per PC	\$77.46	\$64.06	\$75.86	SF
4x16 Chevron	0.36 SF per PC				SF
6x24 Chevron	0.83 SF per PC				SF



COMMODITY PRICING

BX (IN BOLD), SOLD IN FULL BOXES

TEAL, SPECIAL ORDER ITEMS

PURPLE, IN-HOUSE FABRICATION

C STONE

Cut To Size Stone



ITCGH1224

CALACATTA GOLD 12 X 24 X 3/8 HONED FIELD

natural range in veining

* BRASS / STAINLESS STEEL INSERT DETAIL PRICING AVAILABLE

SIZE	PACKING	POLISHED	HONED*	BRUSHED	UNITS
Stock/Uncut	<i>*stocked finish</i>	\$61.58	\$48.00	\$60.98	SF
12 x 12	1 SF per PC	\$68.58	\$56.78	\$67.18	SF
12 x 24	2 SF per PC	\$68.88	\$57.08	\$67.46	SF
12 x 18	1.5 SF per PC				SF
16 x 16	1.7 SF per PC				SF
18 x 18	2.25 SF per PC				SF
2 x 2	0.02 SF per PC	\$74.34	\$63.14	\$73.00	SF
24 x 24	4 SF per PC				SF
2 x 12	0.16 SF per PC	\$77.34	\$65.14	\$75.88	SF
2 x 4	0.05 SF per PC	\$73.06	\$61.86	\$71.72	SF
2 x 6	0.083 SF per PC	\$73.06	\$61.86	\$71.72	SF
2 x 8	0.11 SF per PC	\$73.06	\$61.86	\$71.72	SF
3 x 3	0.625 SF per PC	\$73.06	\$61.86	\$71.72	SF
3 x 12	0.25 SF per PC	\$70.12	\$58.92	\$68.76	SF
3 x 24	0.5 SF per PC	\$70.12	\$58.92	\$68.76	SF
3 x 36	0.75 SF per PC				SF
3 x 6	0.125 SF per PC	\$71.14	\$59.94	\$69.80	SF
4 x 4	0.11 SF per PC	\$70.12	\$58.92	\$68.76	SF
4 x 12	0.33 SF per PC	\$68.12	\$56.92	\$66.76	SF
4 x 16	0.44 SF per PC				SF
4 x 24	0.67 SF per PC	\$68.12	\$56.92	\$60.60	SF
4 x 6	0.167 SF per PC	\$71.14	\$59.94	\$69.80	SF
4 x 8	0.22 SF per PC	\$69.96	\$58.76	\$68.62	SF
6 x 6	0.25 SF per PC	\$69.14	\$57.94	\$67.80	SF
6 x 12	0.5 SF per PC	\$66.10	\$54.90	\$64.76	SF
6 x 18	0.75 SF per PC				SF
6 x 24	1 SF per PC	\$66.10	\$54.90	\$64.76	SF
6 x 36	1.5 SF per PC				SF
8 x 8	0.44 SF per PC				SF
8 x 16	0.88 SF per PC				SF
8 x 12	0.67 SF per PC	\$66.10	\$54.90	\$64.76	SF
8 x 24	1.33 SF per PC				SF
9 x 9	0.5625 SF per PC				SF
9 x 18	1.125 SF per PC				SF
9 x 36	2.25 SF per PC				SF
4" Hexagon	0.11 SF per PC	\$139.70	\$118.70	\$137.18	SF
4x7 Rhombo	0.19 SF per PC	\$124.02	\$104.62	\$121.70	SF
CUTASHLAR	4 SF per PC	\$83.20	\$70.40	\$81.66	SF
*2x12 Chevron	0.13 SF per PC	\$89.72	\$77.08	\$88.24	SF
4x16 Chevron	0.36 SF per PC				SF
*6x24 Chevron	0.83 SF per PC	\$85.46	\$72.66	\$83.92	SF



COMMODITY PRICING

BX (IN BOLD), SOLD IN FULL BOXES

TEAL, SPECIAL ORDER ITEMS

PURPLE, IN-HOUSE FABRICATION

C STONE

Cut To Size Stone



ITPOLCG1224

CALACATTA GOLD 12 X 24 X 3/8 POLISHED FIELD

natural range in veining

* BRASS / STAINLESS STEEL INSERT DETAIL PRICING AVAILABLE

SIZE	PACKING	POLISHED*	HONED	BRUSHED	UNITS
Stock/Uncut	<i>*stocked finish</i>	\$48.00	\$60.98	\$60.98	SF
12 x 12	1 SF per PC	\$56.78	\$67.18	\$67.18	SF
12 x 24	2 SF per PC	\$57.08	\$67.46	\$67.46	SF
12 x 18	1.5 SF per PC				SF
16 x 16	1.7 SF per PC				SF
18 x 18	2.25 SF per PC				SF
2 x 2	0.02 SF per PC	\$63.14	\$73.00	\$73.00	SF
24 x 24	4 SF per PC				SF
2 x 12	0.16 SF per PC	\$65.14	\$75.88	\$75.88	SF
2 x 4	0.05 SF per PC	\$61.86	\$71.72	\$71.72	SF
2 x 6	0.083 SF per PC	\$61.86	\$71.72	\$71.72	SF
2 x 8	0.11 SF per PC	\$61.86	\$71.72	\$71.72	SF
3 x 3	0.625 SF per PC	\$61.86	\$71.72	\$71.72	SF
3 x 12	0.25 SF per PC	\$58.92	\$68.76	\$68.76	SF
3 x 24	0.5 SF per PC	\$58.92	\$68.76	\$68.76	SF
3 x 36	0.75 SF per PC				SF
3 x 6	0.125 SF per PC	\$59.94	\$69.80	\$69.80	SF
4 x 4	0.11 SF per PC	\$58.92	\$68.76	\$68.76	SF
4 x 12	0.33 SF per PC	\$56.92	\$66.76	\$66.76	SF
4 x 16	0.44 SF per PC				SF
4 x 24	0.67 SF per PC	\$56.92	\$60.60	\$60.60	SF
4 x 6	0.167 SF per PC	\$59.94	\$69.80	\$69.80	SF
4 x 8	0.22 SF per PC	\$58.76	\$68.62	\$68.62	SF
6 x 6	0.25 SF per PC	\$57.94	\$67.80	\$67.80	SF
6 x 12	0.5 SF per PC	\$54.90	\$64.76	\$64.76	SF
6 x 18	0.75 SF per PC				SF
6 x 24	1 SF per PC	\$54.90	\$64.76	\$64.76	SF
6 x 36	1.5 SF per PC				SF
8 x 8	0.44 SF per PC				SF
8 x 16	0.88 SF per PC				SF
8 x 12	0.67 SF per PC	\$54.90	\$64.76	\$64.76	SF
8 x 24	1.33 SF per PC				SF
9 x 9	0.5625 SF per PC				SF
9 x 18	1.125 SF per PC				SF
9 x 36	2.25 SF per PC				SF
4" Hexagon	0.11 SF per PC	\$118.70	\$137.18	\$137.18	SF
4x7 Rhombo	0.19 SF per PC	\$104.62	\$121.70	\$121.70	SF
CUTASHLAR	4 SF per PC	\$70.40	\$81.66	\$81.66	SF
*2x12 Chevron	0.13 SF per PC	\$77.08	\$88.24	\$88.24	SF
4x16 Chevron	0.36 SF per PC				SF
*6x24 Chevron	0.83 SF per PC	\$72.66	\$83.92	\$83.92	SF



COMMODITY PRICING

BX (IN BOLD), SOLD IN FULL BOXES

TEAL, SPECIAL ORDER ITEMS

PURPLE, IN-HOUSE FABRICATION

C STONE



Cut To Size Stone



SCGH18

CALACATTA GOLD 18 X 18 X 3/8 HONED FIELD

natural range in veining

SIZE	PACKING	POLISHED	HONED*	BRUSHED	UNITS
Stock/Uncut	<i>*stocked finish</i>	\$56.60	\$45.00	\$53.48	SF
12 x 12	1 SF per PC				SF
12 x 24	2 SF per PC				SF
12 x 18	1.5 SF per PC				SF
16 x 16	1.7 SF per PC				SF
18 x 18	2.25 SF per PC	\$67.80	\$54.30	\$64.20	SF
2 x 2	0.02 SF per PC	\$75.08	\$61.58	\$71.48	SF
24 x 24	4 SF per PC				SF
2 x 12	0.16 SF per PC				SF
2 x 4	0.05 SF per PC				SF
2 x 6	0.083 SF per PC	\$73.80	\$60.30	\$70.20	SF
2 x 8	0.11 SF per PC				SF
3 x 3	0.625 SF per PC	\$73.80	\$60.30	\$70.28	SF
3 x 12	0.25 SF per PC				SF
3 x 24	0.5 SF per PC				SF
3 x 36	0.75 SF per PC				SF
3 x 6	0.125 SF per PC	\$71.88	\$58.38	\$68.28	SF
4 x 4	0.11 SF per PC				SF
4 x 12	0.33 SF per PC				SF
4 x 16	0.44 SF per PC				SF
4 x 24	0.67 SF per PC				SF
4 x 6	0.167 SF per PC				SF
4 x 8	0.22 SF per PC				SF
6 x 6	0.25 SF per PC	\$69.90	\$56.40	\$66.30	SF
6 x 12	0.5 SF per PC				SF
6 x 18	0.75 SF per PC	\$66.84	\$53.34	\$63.24	SF
6 x 24	1 SF per PC				SF
6 x 36	1.5 SF per PC				SF
8 x 8	0.44 SF per PC				SF
8 x 16	0.88 SF per PC				SF
8 x 12	0.67 SF per PC				SF
8 x 24	1.33 SF per PC				SF
9 x 9	0.5625 SF per PC	\$68.12	\$54.62	\$64.52	SF
9 x 18	1.125 SF per PC	\$66.84	\$53.34	\$63.24	SF
9 x 36	2.25 SF per PC				SF
4" Hexagon	0.11 SF per PC				SF
4x7 Rhombo	0.19 SF per PC				SF
CUTASHLAR	4 SF per PC				SF
2x12 Chevron	0.13 SF per PC				SF
4x16 Chevron	0.36 SF per PC				SF
6x24 Chevron	0.83 SF per PC				SF



COMMODITY PRICING

BX (IN BOLD), SOLD IN FULL BOXES

TEAL, SPECIAL ORDER ITEMS

PURPLE, IN-HOUSE FABRICATION

C STONE

Cut To Size Stone



SCGH24

CALACATTA GOLD 24 X 24 X 3/8 HONED FIELD

natural range in veining

* BRASS / STAINLESS STEEL INSERT
DETAIL PRICING AVAILABLE

BX (IN BOLD), SOLD IN FULL BOXES

TEAL, SPECIAL ORDER ITEMS

PURPLE, IN-HOUSE FABRICATION

SIZE	PACKING	POLISHED	HONED*	BRUSHED	UNITS
Stock/Uncut	<i>*stocked finish</i>		\$58.80	\$72.90	SF
12 x 12	1 SF per PC		\$74.56	\$85.12	SF
12 x 24	2 SF per PC		\$70.80	\$80.65	SF
12 x 18	1.5 SF per PC				SF
16 x 16	1.7 SF per PC				SF
18 x 18	2.25 SF per PC				SF
2 x 2	0.02 SF per PC		\$79.06	\$88.90	SF
24 x 24	4 SF per PC		\$78.18		SF
2 x 12	0.16 SF per PC		\$85.83	\$97.10	SF
2 x 4	0.05 SF per PC		\$77.78	\$88.05	SF
2 x 6	0.083 SF per PC		\$77.78	\$88.05	SF
2 x 8	0.11 SF per PC		\$77.78	\$88.05	SF
3 x 3	0.625 SF per PC		\$77.78	\$88.05	SF
3 x 12	0.25 SF per PC		\$74.82	\$84.69	SF
3 x 24	0.5 SF per PC		\$74.82	\$84.69	SF
3 x 36	0.75 SF per PC				SF
3 x 6	0.125 SF per PC		\$75.84	\$85.69	SF
4 x 4	0.11 SF per PC		\$74.82	\$84.69	SF
4 x 12	0.33 SF per PC		\$72.81	\$82.68	SF
4 x 16	0.44 SF per PC				SF
4 x 24	0.67 SF per PC		\$72.81	\$82.68	SF
4 x 6	0.167 SF per PC		\$75.84	\$85.69	SF
4 x 8	0.22 SF per PC		\$74.66	\$84.52	SF
6 x 6	0.25 SF per PC		\$73.86	\$83.71	SF
6 x 12	0.5 SF per PC		\$70.80	\$80.65	SF
6 x 18	0.75 SF per PC				SF
6 x 24	1 SF per PC		\$70.80	\$80.65	SF
6 x 36	1.5 SF per PC				SF
8 x 8	0.44 SF per PC		\$71.78	\$81.62	SF
8 x 16	0.88 SF per PC				SF
8 x 12	0.67 SF per PC		\$70.80	\$80.65	SF
8 x 24	1.33 SF per PC		\$70.80	\$80.65	SF
9 x 9	0.5625 SF per PC				SF
9 x 18	1.125 SF per PC				SF
9 x 36	2.25 SF per PC				SF
4" Hexagon	0.11 SF per PC		\$151.90	\$170.90	SF
4x7 Rhombo	0.19 SF per PC		\$135.53	\$153.12	SF
CUTASHLAR	4 SF per PC		\$84.22	\$95.48	SF
*2x12 Chevron	0.13 SF per PC		\$92.04	\$103.32	SF
4x16 Chevron	0.36 SF per PC				SF
*6x24 Chevron	0.83 SF per PC		\$86.48	\$97.73	SF

C STONE



Cut To Size Stone



SCGP24

CALACATTA GOLD 24 X 24 X 3/8 POLISHED FIELD

natural range in veining

* BRASS / STAINLESS STEEL INSERT
DETAIL PRICING AVAILABLE

BX (IN BOLD), SOLD IN FULL BOXES
TEAL, SPECIAL ORDER ITEMS
PURPLE, IN-HOUSE FABRICATION

SIZE	PACKING	POLISHED*	HONED	BRUSHED	UNITS
Stock/Uncut	<i>*stocked finish</i>	\$58.80	\$72.90	\$72.90	SF
12 x 12	1 SF per PC	\$74.56	\$85.12	\$85.12	SF
12 x 24	2 SF per PC	\$70.80	\$80.65	\$80.65	SF
12 x 18	1.5 SF per PC				SF
16 x 16	1.7 SF per PC				SF
18 x 18	2.25 SF per PC				SF
2 x 2	0.02 SF per PC	\$79.06	\$88.90	\$88.90	SF
24 x 24	4 SF per PC	\$78.18			SF
2 x 12	0.16 SF per PC	\$85.83	\$97.10	\$97.10	SF
2 x 4	0.05 SF per PC	\$77.78	\$88.05	\$88.05	SF
2 x 6	0.083 SF per PC	\$77.78	\$88.05	\$88.05	SF
2 x 8	0.11 SF per PC	\$77.78	\$88.05	\$88.05	SF
3 x 3	0.625 SF per PC	\$77.78	\$88.05	\$88.05	SF
3 x 12	0.25 SF per PC	\$74.82	\$84.69	\$84.69	SF
3 x 24	0.5 SF per PC	\$74.82	\$84.69	\$84.69	SF
3 x 36	0.75 SF per PC				SF
3 x 6	0.125 SF per PC	\$75.84	\$85.69	\$85.69	SF
4 x 4	0.11 SF per PC	\$74.82	\$84.69	\$84.69	SF
4 x 12	0.33 SF per PC	\$72.81	\$82.68	\$82.68	SF
4 x 16	0.44 SF per PC				SF
4 x 24	0.67 SF per PC	\$72.81	\$82.68	\$82.68	SF
4 x 6	0.167 SF per PC	\$75.84	\$85.69	\$85.69	SF
4 x 8	0.22 SF per PC	\$74.66	\$84.52	\$84.52	SF
6 x 6	0.25 SF per PC	\$73.86	\$83.71	\$83.71	SF
6 x 12	0.5 SF per PC	\$70.80	\$80.65	\$80.65	SF
6 x 18	0.75 SF per PC				SF
6 x 24	1 SF per PC	\$70.80	\$80.65	\$80.65	SF
6 x 36	1.5 SF per PC				SF
8 x 8	0.44 SF per PC	\$71.78	\$81.62	\$81.62	SF
8 x 16	0.88 SF per PC				SF
8 x 12	0.67 SF per PC	\$70.80	\$80.65	\$80.65	SF
8 x 24	1.33 SF per PC	\$70.80	\$80.65	\$80.65	SF
9 x 9	0.5625 SF per PC				SF
9 x 18	1.125 SF per PC				SF
9 x 36	2.25 SF per PC				SF
4" Hexagon	0.11 SF per PC	\$151.90	\$170.90	\$170.90	SF
4x7 Rhombo	0.19 SF per PC	\$135.53	\$153.12	\$153.12	SF
CUTASHLAR	4 SF per PC	\$84.22	\$95.48	\$95.48	SF
*2x12 Chevron	0.13 SF per PC	\$92.04	\$103.32	\$103.32	SF
4x16 Chevron	0.36 SF per PC				SF
*6x24 Chevron	0.83 SF per PC	\$86.48	\$97.73	\$97.73	SF

C STONE



Cut To Size Stone



ITPOLCG12A

CALACATTA GOLD A 12 X 12 X 3/8 POLISHED FIELD

minimal veining

* BRASS / STAINLESS STEEL INSERT
DETAIL PRICING AVAILABLE

SIZE	PACKING	POLISHED*	HONED	BRUSHED	UNITS
Stock/Uncut	<i>*stocked finish</i>	\$35.00	\$44.14	\$44.14	SF
12 x 12	1 SF per PC	\$45.29	\$55.67	\$55.67	SF
12 x 24	2 SF per PC				SF
12 x 18	1.5 SF per PC				SF
16 x 16	1.7 SF per PC				SF
18 x 18	2.25 SF per PC				SF
2 x 2	0.02 SF per PC	\$52.39	\$62.25	\$62.25	SF
24 x 24	4 SF per PC				SF
2 x 12	0.16 SF per PC	\$53.27	\$64.00	\$64.00	SF
2 x 4	0.05 SF per PC	\$51.42	\$60.97	\$60.97	SF
2 x 6	0.083 SF per PC	\$51.42	\$60.97	\$60.97	SF
2 x 8	0.11 SF per PC				SF
3 x 3	0.625 SF per PC	\$51.42	\$60.97	\$60.97	SF
3 x 12	0.25 SF per PC	\$48.16	\$58.02	\$58.02	SF
3 x 24	0.5 SF per PC				SF
3 x 36	0.75 SF per PC				SF
3 x 6	0.125 SF per PC	\$49.19	\$59.05	\$59.05	SF
4 x 4	0.11 SF per PC	\$48.16	\$58.02	\$58.02	SF
4 x 12	0.33 SF per PC	\$46.17	\$56.02	\$56.02	SF
4 x 16	0.44 SF per PC				SF
4 x 24	0.67 SF per PC				SF
4 x 6	0.167 SF per PC	\$49.19	\$59.05	\$59.05	SF
4 x 8	0.22 SF per PC				SF
6 x 6	0.25 SF per PC	\$47.20	\$57.05	\$57.05	SF
6 x 12	0.5 SF per PC	\$44.15	\$54.01	\$54.01	SF
6 x 18	0.75 SF per PC				SF
6 x 24	1 SF per PC				SF
6 x 36	1.5 SF per PC				SF
8 x 8	0.44 SF per PC				SF
8 x 16	0.88 SF per PC				SF
8 x 12	0.67 SF per PC				SF
8 x 24	1.33 SF per PC				SF
9 x 9	0.5625 SF per PC				SF
9 x 18	1.125 SF per PC				SF
9 x 36	2.25 SF per PC				SF
4" Hexagon	0.11 SF per PC	\$98.36	\$116.84	\$116.84	SF
4x7 Rhombo	0.19 SF per PC	\$85.83	\$102.90	\$102.90	SF
CUTASHLAR	4 SF per PC				SF
*2x12 Chevron	0.13 SF per PC	\$64.06	\$75.86	\$75.86	SF
4x16 Chevron	0.36 SF per PC				SF
6x24 Chevron	0.83 SF per PC				SF



COMMODITY PRICING

BX (IN BOLD), SOLD IN FULL BOXES

TEAL, SPECIAL ORDER ITEMS

PURPLE, IN-HOUSE FABRICATION

C STONE



Cut To Size Stone



ITPOLCG12B

CALACATTA GOLD B 12 X 12 X 3/8 POLISHED FIELD

minimal veining

* BRASS / STAINLESS STEEL INSERT DETAIL
PRICING AVAILABLE

SIZE	PACKING	POLISHED*	HONED	BRUSHED	UNITS
Stock/Uncut	<i>*stocked finish</i>	\$35.00	\$44.14	\$44.14	SF
12 x 12	1 SF per PC	\$45.29	\$55.67	\$55.67	SF
12 x 24	2 SF per PC				SF
12 x 18	1.5 SF per PC				SF
16 x 16	1.7 SF per PC				SF
18 x 18	2.25 SF per PC				SF
2 x 2	0.02 SF per PC	\$52.39	\$62.25	\$62.25	SF
24 x 24	4 SF per PC				SF
2 x 12	0.16 SF per PC	\$53.27	\$64.00	\$64.00	SF
2 x 4	0.05 SF per PC	\$51.42	\$60.97	\$60.97	SF
2 x 6	0.083 SF per PC	\$51.42	\$60.97	\$60.97	SF
2 x 8	0.11 SF per PC				SF
3 x 3	0.625 SF per PC	\$51.42	\$60.97	\$60.97	SF
3 x 12	0.25 SF per PC	\$48.16	\$58.02	\$58.02	SF
3 x 24	0.5 SF per PC				SF
3 x 36	0.75 SF per PC				SF
3 x 6	0.125 SF per PC	\$49.19	\$59.05	\$59.05	SF
4 x 4	0.11 SF per PC	\$48.16	\$58.02	\$58.02	SF
4 x 12	0.33 SF per PC	\$46.17	\$56.02	\$56.02	SF
4 x 16	0.44 SF per PC				SF
4 x 24	0.67 SF per PC				SF
4 x 6	0.167 SF per PC	\$49.19	\$59.05	\$59.05	SF
4 x 8	0.22 SF per PC				SF
6 x 6	0.25 SF per PC	\$47.20	\$57.05	\$57.05	SF
6 x 12	0.5 SF per PC	\$44.15	\$54.01	\$54.01	SF
6 x 18	0.75 SF per PC				SF
6 x 24	1 SF per PC				SF
6 x 36	1.5 SF per PC				SF
8 x 8	0.44 SF per PC				SF
8 x 16	0.88 SF per PC				SF
8 x 12	0.67 SF per PC				SF
8 x 24	1.33 SF per PC				SF
9 x 9	0.5625 SF per PC				SF
9 x 18	1.125 SF per PC				SF
9 x 36	2.25 SF per PC				SF
4" Hexagon	0.11 SF per PC	\$98.36	\$116.84	\$116.84	SF
4x7 Rhombo	0.19 SF per PC	\$85.83	\$102.90	\$102.90	SF
CUTASHLAR	4 SF per PC				SF
*2x12 Chevron	0.13 SF per PC	\$64.06	\$75.86	\$75.86	SF
4x16 Chevron	0.36 SF per PC				SF
6x24 Chevron	0.83 SF per PC				SF



COMMODITY PRICING

BX (IN BOLD), SOLD IN FULL BOXES

TEAL, SPECIAL ORDER ITEMS

PURPLE, IN-HOUSE FABRICATION

C STONE

Cut To Size Stone



SCGP18

CALACATTA GOLD 18 X 18 X 3/8 POLISHED FIELD

natural range in veining

SIZE	PACKING	POLISHED*	HONED	BRUSHED	UNITS
Stock/Uncut	<i>*stocked finish</i>	\$45.00	\$53.48	\$53.48	SF
12 x 12	1 SF per PC				SF
12 x 24	2 SF per PC				SF
12 x 18	1.5 SF per PC				SF
16 x 16	1.7 SF per PC				SF
18 x 18	2.25 SF per PC	\$54.30	\$64.20	\$64.20	SF
2 x 2	0.02 SF per PC	\$61.58	\$71.48	\$71.48	SF
24 x 24	4 SF per PC				SF
2 x 12	0.16 SF per PC				SF
2 x 4	0.05 SF per PC				SF
2 x 6	0.083 SF per PC	\$60.30	\$70.20	\$70.20	SF
2 x 8	0.11 SF per PC				SF
3 x 3	0.625 SF per PC	\$60.30	\$70.28	\$70.28	SF
3 x 12	0.25 SF per PC				SF
3 x 24	0.5 SF per PC				SF
3 x 36	0.75 SF per PC				SF
3 x 6	0.125 SF per PC	\$58.38	\$68.28	\$68.28	SF
4 x 4	0.11 SF per PC				SF
4 x 12	0.33 SF per PC				SF
4 x 16	0.44 SF per PC				SF
4 x 24	0.67 SF per PC				SF
4 x 6	0.167 SF per PC				SF
4 x 8	0.22 SF per PC				SF
6 x 6	0.25 SF per PC	\$56.40	\$66.30	\$66.30	SF
6 x 12	0.5 SF per PC				SF
6 x 18	0.75 SF per PC	\$53.34	\$63.24	\$63.24	SF
6 x 24	1 SF per PC				SF
6 x 36	1.5 SF per PC				SF
8 x 8	0.44 SF per PC				SF
8 x 16	0.88 SF per PC				SF
8 x 12	0.67 SF per PC				SF
8 x 24	1.33 SF per PC				SF
9 x 9	0.5625 SF per PC	\$54.62	\$64.52	\$64.52	SF
9 x 18	1.125 SF per PC	\$53.34	\$63.24	\$63.24	SF
9 x 36	2.25 SF per PC				SF
4" Hexagon	0.11 SF per PC				SF
4x7 Rhombo	0.19 SF per PC				SF
CUTASHLAR	4 SF per PC				SF
2x12 Chevron	0.13 SF per PC				SF
4x16 Chevron	0.36 SF per PC				SF
6x24 Chevron	0.83 SF per PC				SF



COMMODITY PRICING

BX (IN BOLD), SOLD IN FULL BOXES

TEAL, SPECIAL ORDER ITEMS

PURPLE, IN-HOUSE FABRICATION

C STONE

Cut To Size Stone



SCGCOMP12

CALACATTA GOLD POLISHED 12" X 12" X 3/8"
FIELD TILE COMMERCIAL GRADE

* BRASS / STAINLESS STEEL INSERT DETAIL
PRICING AVAILABLE

SIZE	PACKING	POLISHED*	HONED	BRUSHED	UNITS
Stock/Uncut	<i>*stocked finish</i>	\$22.00	\$30.36	\$30.36	SF
12 x 12	1 SF per PC	\$29.95	\$40.33	\$40.33	SF
12 x 24	2 SF per PC				SF
12 x 18	1.5 SF per PC				SF
16 x 16	1.7 SF per PC				SF
18 x 18	2.25 SF per PC				SF
2 x 2	0.02 SF per PC	\$37.83	\$47.69	\$47.69	SF
24 x 24	4 SF per PC				SF
2 x 12	0.16 SF per PC	\$37.41	\$48.14	\$48.14	SF
2 x 4	0.05 SF per PC	\$36.56	\$46.41	\$46.41	SF
2 x 6	0.083 SF per PC	\$36.56	\$46.41	\$46.41	SF
2 x 8	0.11 SF per PC				SF
3 x 3	0.625 SF per PC	\$36.56	\$46.41	\$46.41	SF
3 x 12	0.25 SF per PC	\$33.60	\$43.46	\$43.46	SF
3 x 24	0.5 SF per PC				SF
3 x 36	0.75 SF per PC				SF
3 x 6	0.125 SF per PC	\$34.96	\$44.49	\$44.49	SF
4 x 4	0.11 SF per PC	\$33.60	\$43.46	\$43.46	SF
4 x 12	0.33 SF per PC	\$31.61	\$41.46	\$41.46	SF
4 x 16	0.44 SF per PC				SF
4 x 24	0.67 SF per PC				SF
4 x 6	0.167 SF per PC	\$34.63	\$44.49	\$44.49	SF
4 x 8	0.22 SF per PC				SF
6 x 6	0.25 SF per PC	\$32.64	\$42.49	\$42.49	SF
6 x 12	0.5 SF per PC	\$29.59	\$39.45	\$39.45	SF
6 x 18	0.75 SF per PC				SF
6 x 24	1 SF per PC				SF
6 x 36	1.5 SF per PC				SF
8 x 8	0.44 SF per PC				SF
8 x 16	0.88 SF per PC				SF
8 x 12	0.67 SF per PC				SF
8 x 24	1.33 SF per PC				SF
9 x 9	0.5625 SF per PC				SF
9 x 18	1.125 SF per PC				SF
9 x 36	2.25 SF per PC				SF
4" Hexagon	0.11 SF per PC	\$71.06	\$89.54	\$89.54	SF
4x7 Rhombo	0.19 SF per PC	\$60.61	\$77.68	\$77.68	SF
CUTASHLAR	4 SF per PC				SF
*2x12 Chevron	0.13 SF per PC	\$45.08	\$56.88	\$56.88	SF
4x16 Chevron	0.36 SF per PC				SF
6x24 Chevron	0.83 SF per PC				SF

BX (IN BOLD), SOLD IN FULL BOXES

TEAL, SPECIAL ORDER ITEMS

PURPLE, IN-HOUSE FABRICATION

C STONE

Cut To Size Stone



SCLINH1224

CALACATTA LINCOLN HONED 12" X 24" X 3/8"
FIELD TILE

SIZE	PACKING	POLISHED	HONED*	BRUSHED	UNITS
Stock/Uncut	<i>*stocked finish</i>	\$61.58	\$47.00	\$60.98	SF
12 x 12	1 SF per PC	\$68.58	\$56.78	\$67.18	SF
12 x 24	2 SF per PC	\$68.88	\$57.08	\$67.46	SF
12 x 18	1.5 SF per PC				SF
16 x 16	1.7 SF per PC				SF
18 x 18	2.25 SF per PC				SF
2 x 2	0.02 SF per PC	\$74.34	\$63.14	\$73.00	SF
24 x 24	4 SF per PC				SF
2 x 12	0.16 SF per PC	\$77.34	\$65.14	\$75.88	SF
2 x 4	0.05 SF per PC	\$73.06	\$61.86	\$71.72	SF
2 x 6	0.083 SF per PC	\$73.06	\$61.86	\$71.72	SF
2 x 8	0.11 SF per PC	\$73.06	\$61.86	\$71.72	SF
3 x 3	0.625 SF per PC	\$73.06	\$61.86	\$71.72	SF
3 x 12	0.25 SF per PC	\$70.12	\$58.92	\$68.76	SF
3 x 24	0.5 SF per PC	\$70.12	\$58.92	\$68.76	SF
3 x 36	0.75 SF per PC				SF
3 x 6	0.125 SF per PC	\$71.14	\$59.94	\$69.80	SF
4 x 4	0.11 SF per PC	\$70.12	\$58.92	\$68.76	SF
4 x 12	0.33 SF per PC	\$68.12	\$56.92	\$66.76	SF
4 x 16	0.44 SF per PC				SF
4 x 24	0.67 SF per PC	\$68.12	\$56.92	\$60.60	SF
4 x 6	0.167 SF per PC	\$71.14	\$59.94	\$69.80	SF
4 x 8	0.22 SF per PC	\$69.96	\$58.76	\$68.62	SF
6 x 6	0.25 SF per PC	\$69.14	\$57.94	\$67.80	SF
6 x 12	0.5 SF per PC	\$66.10	\$54.90	\$64.76	SF
6 x 18	0.75 SF per PC				SF
6 x 24	1 SF per PC	\$66.10	\$54.90	\$64.76	SF
6 x 36	1.5 SF per PC				SF
8 x 8	0.44 SF per PC				SF
8 x 16	0.88 SF per PC				SF
8 x 12	0.67 SF per PC	\$66.10	\$54.90	\$64.76	SF
8 x 24	1.33 SF per PC				SF
9 x 9	0.5625 SF per PC				SF
9 x 18	1.125 SF per PC				SF
9 x 36	2.25 SF per PC				SF
4" Hexagon	0.11 SF per PC	\$139.70	\$118.70	\$137.18	SF
4x7 Rhombo	0.19 SF per PC	\$124.02	\$104.62	\$121.70	SF
CUTASHLAR	4 SF per PC	\$83.20	\$70.40	\$81.66	SF
2x12 Chevron	0.13 SF per PC	\$89.72	\$77.08	\$88.24	SF
4x16 Chevron	0.36 SF per PC				SF
6x24 Chevron	0.83 SF per PC	\$85.46	\$72.66	\$83.92	SF

BX (IN BOLD), SOLD IN FULL BOXES

TEAL, SPECIAL ORDER ITEMS

PURPLE, IN-HOUSE FABRICATION

C STONE

Cut To Size Stone



SVSCARB1224

CARBON GREY VEIN CUT DEEP BRUSHED 12" X 24"
X 3/8" FIELD TILE

* BRASS / STAINLESS STEEL INSERT DETAIL
PRICING AVAILABLE

BX (IN BOLD), SOLD IN FULL BOXES
TEAL, SPECIAL ORDER ITEMS
PURPLE, IN-HOUSE FABRICATION

SIZE	PACKING	POLISHED	HONED	BRUSHED*	UNITS
Stock/Uncut	<i>*stocked finish</i>			\$16.00	SF
12 x 12	1 SF per PC			\$20.42	SF
12 x 24	2 SF per PC			\$21.74	SF
12 x 18	1.5 SF per PC				SF
16 x 16	1.7 SF per PC				SF
18 x 18	2.25 SF per PC				SF
2 x 2	0.02 SF per PC			\$28.88	SF
24 x 24	4 SF per PC				SF
2 x 12	0.16 SF per PC			\$27.64	SF
2 x 4	0.05 SF per PC			\$27.60	SF
2 x 6	0.083 SF per PC			\$27.60	SF
2 x 8	0.11 SF per PC			\$27.60	SF
3 x 3	0.625 SF per PC			\$27.60	SF
3 x 12	0.25 SF per PC			\$24.64	SF
3 x 24	0.5 SF per PC			\$24.64	SF
3 x 36	0.75 SF per PC				SF
3 x 6	0.125 SF per PC			\$255.68	SF
4 x 4	0.11 SF per PC			\$24.64	SF
4 x 12	0.33 SF per PC			\$22.64	SF
4 x 16	0.44 SF per PC				SF
4 x 24	0.67 SF per PC			\$22.64	SF
4 x 6	0.167 SF per PC			\$25.68	SF
4 x 8	0.22 SF per PC			\$23.48	SF
6 x 6	0.25 SF per PC			\$23.68	SF
6 x 12	0.5 SF per PC			\$20.64	SF
6 x 18	0.75 SF per PC				SF
6 x 24	1 SF per PC			\$20.64	SF
6 x 36	1.5 SF per PC				SF
8 x 8	0.44 SF per PC				SF
8 x 16	0.88 SF per PC				SF
8 x 12	0.67 SF per PC			\$20.64	SF
8 x 24	1.33 SF per PC				SF
9 x 9	0.5625 SF per PC				SF
9 x 18	1.125 SF per PC				SF
9 x 36	2.25 SF per PC				SF
4" Hexagon	0.11 SF per PC			\$54.18	SF
4x7 Rhombo	0.19 SF per PC			\$45.00	SF
CUTASHLAR	4 SF per PC			\$26.88	SF
*2x12 Chevron	0.13 SF per PC			\$33.48	SF
4x16 Chevron	0.36 SF per PC				SF
*6x24 Chevron	0.83 SF per PC			\$29.14	SF

C STONE



Cut To Size Stone



SCBMP12

CHINA BLACK 12 X 12 X 3/8 POLISHED FIELD

un-sanded grout is recommended for china black

* BRASS / STAINLESS STEEL INSERT
DETAIL PRICING AVAILABLE

SIZE	PACKING	POLISHED*	HONED	BRUSHED	UNITS
Stock/Uncut	<i>*stocked finish</i>	\$13.00			SF
12 x 12	1 SF per PC	\$19.32			SF
12 x 24	2 SF per PC				SF
12 x 18	1.5 SF per PC				SF
16 x 16	1.7 SF per PC				SF
18 x 18	2.25 SF per PC				SF
2 x 2	0.02 SF per PC	\$27.64			SF
24 x 24	4 SF per PC				SF
2 x 12	0.16 SF per PC	\$26.28			SF
2 x 4	0.05 SF per PC	\$26.36			SF
2 x 6	0.083 SF per PC	\$26.36			SF
2 x 8	0.11 SF per PC				SF
3 x 3	0.625 SF per PC	\$26.36			SF
3 x 12	0.25 SF per PC	\$23.40			SF
3 x 24	0.5 SF per PC				SF
3 x 36	0.75 SF per PC				SF
3 x 6	0.125 SF per PC	\$24.42			SF
4 x 4	0.11 SF per PC	\$23.40			SF
4 x 12	0.33 SF per PC	\$21.40			SF
4 x 16	0.44 SF per PC				SF
4 x 24	0.67 SF per PC				SF
4 x 6	0.167 SF per PC	\$24.42			SF
4 x 8	0.22 SF per PC				SF
6 x 6	0.25 SF per PC	\$22.42			SF
6 x 12	0.5 SF per PC	\$19.38			SF
6 x 18	0.75 SF per PC				SF
6 x 24	1 SF per PC				SF
6 x 36	1.5 SF per PC				SF
8 x 8	0.44 SF per PC				SF
8 x 16	0.88 SF per PC				SF
8 x 12	0.67 SF per PC				SF
8 x 24	1.33 SF per PC				SF
9 x 9	0.5625 SF per PC				SF
9 x 18	1.125 SF per PC				SF
9 x 36	2.25 SF per PC				SF
4" Hexagon	0.11 SF per PC	\$52.16			SF
4x7 Rhombo	0.19 SF per PC	\$43.00			SF
CUTASHLAR	4 SF per PC				SF
*2x12 Chevron	0.13 SF per PC	\$34.22			SF
4x16 Chevron	0.36 SF per PC				SF
6x24 Chevron	0.83 SF per PC				SF



COMMODITY PRICING

BX (IN BOLD), SOLD IN FULL BOXES

TEAL, SPECIAL ORDER ITEMS

PURPLE, IN-HOUSE FABRICATION

C STONE

Cut To Size Stone



SCIGH1224

CINDER GREY HONED 12" X 24" X 3/8" FIELD TILE

* BRASS / STAINLESS STEEL INSERT
DETAIL PRICING AVAILABLE

SIZE	PACKING	POLISHED	HONED*	BRUSHED	UNITS
Stock/Uncut	<i>*stocked finish</i>		\$19.00	\$24.92	SF
12 x 12	1 SF per PC		\$26.80	\$31.00	SF
12 x 24	2 SF per PC		\$26.24	\$30.16	SF
12 x 18	1.5 SF per PC				SF
16 x 16	1.7 SF per PC				SF
18 x 18	2.25 SF per PC				SF
2 x 2	0.02 SF per PC		\$34.48	\$38.40	SF
24 x 24	4 SF per PC				SF
2 x 12	0.16 SF per PC		\$34.12	\$38.46	SF
2 x 4	0.05 SF per PC		\$33.20	\$37.12	SF
2 x 6	0.083 SF per PC		\$33.20	\$37.12	SF
2 x 8	0.11 SF per PC		\$33.20	\$37.12	SF
3 x 3	0.625 SF per PC		\$33.20	\$37.12	SF
3 x 12	0.25 SF per PC		\$30.24	\$34.16	SF
3 x 24	0.5 SF per PC		\$30.24	\$34.16	SF
3 x 36	0.75 SF per PC				SF
3 x 6	0.125 SF per PC		\$31.28	\$35.20	SF
4 x 4	0.11 SF per PC		\$30.24	\$34.16	SF
4 x 12	0.33 SF per PC		\$28.24	\$32.16	SF
4 x 16	0.44 SF per PC				SF
4 x 24	0.67 SF per PC		\$28.24	\$32.16	SF
4 x 6	0.167 SF per PC		\$31.28	\$35.20	SF
4 x 8	0.22 SF per PC		\$30.08	\$34.00	SF
6 x 6	0.25 SF per PC		\$29.28	\$33.20	SF
6 x 12	0.5 SF per PC		\$26.24	\$30.16	SF
6 x 18	0.75 SF per PC				SF
6 x 24	1 SF per PC		\$26.24	\$30.16	SF
6 x 36	1.5 SF per PC				SF
8 x 8	0.44 SF per PC				SF
8 x 16	0.88 SF per PC				SF
8 x 12	0.67 SF per PC		\$26.24	\$30.16	SF
8 x 24	1.33 SF per PC				SF
9 x 9	0.5625 SF per PC				SF
9 x 18	1.125 SF per PC				SF
9 x 36	2.25 SF per PC				SF
4" Hexagon	0.11 SF per PC		\$65.16	\$72.58	SF
4x7 Rhombo	0.19 SF per PC		\$55.16	\$62.02	SF
CUTASHLAR	4 SF per PC		\$33.28	\$37.76	SF
*2x12 Chevron	0.13 SF per PC		\$38.30	\$43.06	SF
4x16 Chevron	0.36 SF per PC				SF
*6x24 Chevron	0.83 SF per PC		\$31.34	\$36.10	SF

BX (IN BOLD), SOLD IN FULL BOXES

TEAL, SPECIAL ORDER ITEMS

PURPLE, IN-HOUSE FABRICATION

C STONE

Cut To Size Stone



SCIGPUNT1224

CINDER GREY 12 X 24 X 1/2 PUNTI TEXTURED
FIELD

* BRASS / STAINLESS STEEL INSERT
DETAIL PRICING AVAILABLE

BX (IN BOLD), SOLD IN FULL BOXES
TEAL, SPECIAL ORDER ITEMS
PURPLE, IN-HOUSE FABRICATION

SIZE	PACKING	POLISHED	HONED	PUNTI*	UNITS
Stock/Uncut	<i>*stocked finish</i>			\$27.00	SF
12 x 12	1 SF per PC			\$34.90	SF
12 x 24	2 SF per PC			\$33.30	SF
12 x 18	1.5 SF per PC				SF
16 x 16	1.7 SF per PC				SF
18 x 18	2.25 SF per PC				SF
2 x 2	0.02 SF per PC			\$38.50	SF
24 x 24	4 SF per PC				SF
2 x 12	0.16 SF per PC			\$40.00	SF
2 x 4	0.05 SF per PC			\$37.70	SF
2 x 6	0.083 SF per PC			\$37.70	SF
2 x 8	0.11 SF per PC			\$37.70	SF
3 x 3	0.625 SF per PC			\$37.70	SF
3 x 12	0.25 SF per PC			\$35.80	SF
3 x 24	0.5 SF per PC			\$35.80	SF
3 x 36	0.75 SF per PC				SF
3 x 6	0.125 SF per PC			\$36.50	SF
4 x 4	0.11 SF per PC			\$35.80	SF
4 x 12	0.33 SF per PC			\$34.60	SF
4 x 16	0.44 SF per PC				SF
4 x 24	0.67 SF per PC			\$34.60	SF
4 x 6	0.167 SF per PC			\$36.50	SF
4 x 8	0.22 SF per PC			\$35.70	SF
6 x 6	0.25 SF per PC			\$35.20	SF
6 x 12	0.5 SF per PC			\$33.30	SF
6 x 18	0.75 SF per PC				SF
6 x 24	1 SF per PC			\$33.30	SF
6 x 36	1.5 SF per PC				SF
8 x 8	0.44 SF per PC				SF
8 x 16	0.88 SF per PC				SF
8 x 12	0.67 SF per PC			\$33.30	SF
8 x 24	1.33 SF per PC				SF
9 x 9	0.5625 SF per PC				SF
9 x 18	1.125 SF per PC				SF
9 x 36	2.25 SF per PC				SF
4" Hexagon	0.11 SF per PC			\$72.80	SF
4x7 Rhombo	0.19 SF per PC			\$64.00	SF
CUTASHLAR	4 SF per PC			\$40.00	SF
*2x12 Chevron	0.13 SF per PC			\$47.20	SF
4x16 Chevron	0.36 SF per PC				SF
*6x24 Chevron	0.83 SF per PC			\$41.60	SF

C STONE

Cut To Size Stone



SCIGRP1224

CINDER GREY 12 X 24 X 3/8 RAKED & BRUSHED
TEXT FIELD

* BRASS / STAINLESS STEEL INSERT
DETAIL PRICING AVAILABLE

SIZE	PACKING	POLISHED	HONED	RAKED*	UNITS
Stock/Uncut	<i>*stocked finish</i>			\$27.00	SF
12 x 12	1 SF per PC			\$34.90	SF
12 x 24	2 SF per PC			\$33.30	SF
12 x 18	1.5 SF per PC				SF
16 x 16	1.7 SF per PC				SF
18 x 18	2.25 SF per PC				SF
2 x 2	0.02 SF per PC			\$38.50	SF
24 x 24	4 SF per PC				SF
2 x 12	0.16 SF per PC			\$40.00	SF
2 x 4	0.05 SF per PC			\$37.70	SF
2 x 6	0.083 SF per PC			\$37.70	SF
2 x 8	0.11 SF per PC			\$37.70	SF
3 x 3	0.625 SF per PC			\$37.70	SF
3 x 12	0.25 SF per PC			\$35.80	SF
3 x 24	0.5 SF per PC			\$35.80	SF
3 x 36	0.75 SF per PC				SF
3 x 6	0.125 SF per PC			\$36.50	SF
4 x 4	0.11 SF per PC			\$35.80	SF
4 x 12	0.33 SF per PC			\$34.60	SF
4 x 16	0.44 SF per PC				SF
4 x 24	0.67 SF per PC			\$34.60	SF
4 x 6	0.167 SF per PC			\$36.50	SF
4 x 8	0.22 SF per PC			\$35.70	SF
6 x 6	0.25 SF per PC			\$35.20	SF
6 x 12	0.5 SF per PC			\$33.30	SF
6 x 18	0.75 SF per PC				SF
6 x 24	1 SF per PC			\$33.30	SF
6 x 36	1.5 SF per PC				SF
8 x 8	0.44 SF per PC				SF
8 x 16	0.88 SF per PC				SF
8 x 12	0.67 SF per PC			\$33.30	SF
8 x 24	1.33 SF per PC				SF
9 x 9	0.5625 SF per PC				SF
9 x 18	1.125 SF per PC				SF
9 x 36	2.25 SF per PC				SF
4" Hexagon	0.11 SF per PC			\$72.80	SF
4x7 Rhombo	0.19 SF per PC			\$64.00	SF
CUTASHLAR	4 SF per PC			\$40.00	SF
*2x12 Chevron	0.13 SF per PC			\$47.20	SF
4x16 Chevron	0.36 SF per PC				SF
*6x24 Chevron	0.83 SF per PC			\$41.60	SF

BX (IN BOLD), SOLD IN FULL BOXES

TEAL, SPECIAL ORDER ITEMS

PURPLE, IN-HOUSE FABRICATION

C STONE

Cut To Size Stone



SCIGSCRAF1224

CINDER GREY 12 X 24 X 1/2 SCRAFITTO TEXTURED F

* BRASS / STAINLESS STEEL INSERT
DETAIL PRICING AVAILABLE

SIZE	PACKING	POLISHED	HONED	SCRAFITTO*	UNITS
Stock/Uncut	<i>*stocked finish</i>			\$30.00	SF
12 x 12	1 SF per PC			\$38.50	SF
12 x 24	2 SF per PC			\$36.66	SF
12 x 18	1.5 SF per PC				SF
16 x 16	1.7 SF per PC				SF
18 x 18	2.25 SF per PC				SF
2 x 2	0.02 SF per PC			\$41.86	SF
24 x 24	4 SF per PC				SF
2 x 12	0.16 SF per PC			\$43.36	SF
2 x 4	0.05 SF per PC			\$41.06	SF
2 x 6	0.083 SF per PC			\$41.06	SF
2 x 8	0.11 SF per PC			\$41.06	SF
3 x 3	0.625 SF per PC			\$41.06	SF
3 x 12	0.25 SF per PC			\$39.16	SF
3 x 24	0.5 SF per PC			\$39.16	SF
3 x 36	0.75 SF per PC				SF
3 x 6	0.125 SF per PC			\$39.86	SF
4 x 4	0.11 SF per PC			\$39.16	SF
4 x 12	0.33 SF per PC			\$37.96	SF
4 x 16	0.44 SF per PC				SF
4 x 24	0.67 SF per PC			\$37.96	SF
4 x 6	0.167 SF per PC			\$39.86	SF
4 x 8	0.22 SF per PC			\$39.06	SF
6 x 6	0.25 SF per PC			\$38.56	SF
6 x 12	0.5 SF per PC			\$36.66	SF
6 x 18	0.75 SF per PC				SF
6 x 24	1 SF per PC			\$36.66	SF
6 x 36	1.5 SF per PC				SF
8 x 8	0.44 SF per PC				SF
8 x 16	0.88 SF per PC				SF
8 x 12	0.67 SF per PC			\$36.66	SF
8 x 24	1.33 SF per PC				SF
9 x 9	0.5625 SF per PC				SF
9 x 18	1.125 SF per PC				SF
9 x 36	2.25 SF per PC				SF
4" Hexagon	0.11 SF per PC			\$79.16	SF
4x7 Rhombo	0.19 SF per PC			\$69.88	SF
CUTASHLAR	4 SF per PC			\$43.84	SF
*2x12 Chevron	0.13 SF per PC			\$51.28	SF
4x16 Chevron	0.36 SF per PC				SF
*6x24 Chevron	0.83 SF per PC			\$45.44	SF

BX (IN BOLD), SOLD IN FULL BOXES

TEAL, SPECIAL ORDER ITEMS

PURPLE, IN-HOUSE FABRICATION

C STONE

Cut To Size Stone



SVSCLVCB12X24

CLOUD VEIN CUT 12 X 24 X 3/8 DEEP BRUSHED
FIELD

expect variation; occasional pink veining may appear
TECH SPECS: install with mapei granirapid only

* BRASS / STAINLESS STEEL INSERT
DETAIL PRICING AVAILABLE

BX (IN BOLD), SOLD IN FULL BOXES
TEAL, SPECIAL ORDER ITEMS
PURPLE, IN-HOUSE FABRICATION

SIZE	PACKING	POLISHED	HONED	BRUSHED*	UNITS
Stock/Uncut	<i>*stocked finish</i>			\$18.00	SF
12 x 12	1 SF per PC			\$22.82	SF
12 x 24	2 SF per PC			\$23.98	SF
12 x 18	1.5 SF per PC				SF
16 x 16	1.7 SF per PC				SF
18 x 18	2.25 SF per PC				SF
2 x 2	0.02 SF per PC			\$31.12	SF
24 x 24	4 SF per PC				SF
2 x 12	0.16 SF per PC			\$30.04	SF
2 x 4	0.05 SF per PC			\$29.84	SF
2 x 6	0.083 SF per PC			\$29.84	SF
2 x 8	0.11 SF per PC			\$29.84	SF
3 x 3	0.625 SF per PC			\$29.84	SF
3 x 12	0.25 SF per PC			\$26.88	SF
3 x 24	0.5 SF per PC			\$26.88	SF
3 x 36	0.75 SF per PC				SF
3 x 6	0.125 SF per PC			\$27.92	SF
4 x 4	0.11 SF per PC			\$26.88	SF
4 x 12	0.33 SF per PC			\$24.88	SF
4 x 16	0.44 SF per PC				SF
4 x 24	0.67 SF per PC			\$24.88	SF
4 x 6	0.167 SF per PC			\$27.92	SF
4 x 8	0.22 SF per PC			\$26.72	SF
6 x 6	0.25 SF per PC			\$25.92	SF
6 x 12	0.5 SF per PC			\$22.88	SF
6 x 18	0.75 SF per PC				SF
6 x 24	1 SF per PC			\$22.88	SF
6 x 36	1.5 SF per PC				SF
8 x 8	0.44 SF per PC				SF
8 x 16	0.88 SF per PC				SF
8 x 12	0.67 SF per PC			\$22.88	SF
8 x 24	1.33 SF per PC				SF
9 x 9	0.5625 SF per PC				SF
9 x 18	1.125 SF per PC				SF
9 x 36	2.25 SF per PC				SF
4" Hexagon	0.11 SF per PC			\$58.42	SF
4x7 Rhombo	0.19 SF per PC			\$48.92	SF
CUTASHLAR	4 SF per PC			\$29.44	SF
*2x12 Chevron	0.13 SF per PC			\$36.20	SF
4x16 Chevron	0.36 SF per PC				SF
*6x24 Chevron	0.83 SF per PC			\$31.70	SF

C STONE

Cut To Size Stone



SVSCLVCB1836

CLOUD VEIN CUT 18 x 36 x 3/8 DEEP BRUSHED
FIELD

expect variation; occasional pink veining may appear
TECH SPECS: install with mapei granirapid only

SIZE	PACKING	POLISHED	HONED	BRUSHED*	UNITS
Stock/Uncut	<i>*stocked finish</i>			\$20.00	SF
12 x 12	1 SF per PC				SF
12 x 24	2 SF per PC				SF
12 x 18	1.5 SF per PC				SF
16 x 16	1.7 SF per PC				SF
18 x 18	2.25 SF per PC				SF
2 x 2	0.02 SF per PC				SF
24 x 24	4 SF per PC				SF
2 x 12	0.16 SF per PC				SF
2 x 4	0.05 SF per PC				SF
2 x 6	0.083 SF per PC				SF
2 x 8	0.11 SF per PC				SF
3 x 3	0.625 SF per PC				SF
3 x 12	0.25 SF per PC				SF
3 x 24	0.5 SF per PC				SF
3 x 36	0.75 SF per PC			\$32.52	SF
3 x 6	0.125 SF per PC				SF
4 x 4	0.11 SF per PC				SF
4 x 12	0.33 SF per PC				SF
4 x 16	0.44 SF per PC				SF
4 x 24	0.67 SF per PC				SF
4 x 6	0.167 SF per PC				SF
4 x 8	0.22 SF per PC				SF
6 x 6	0.25 SF per PC				SF
6 x 12	0.5 SF per PC				SF
6 x 18	0.75 SF per PC				SF
6 x 24	1 SF per PC				SF
6 x 36	1.5 SF per PC			\$31.18	SF
8 x 8	0.44 SF per PC				SF
8 x 16	0.88 SF per PC				SF
8 x 12	0.67 SF per PC				SF
8 x 24	1.33 SF per PC				SF
9 x 9	0.5625 SF per PC				SF
9 x 18	1.125 SF per PC				SF
9 x 36	2.25 SF per PC			\$31.18	SF
4" Hexagon	0.11 SF per PC				SF
4x7 Rhombo	0.19 SF per PC				SF
CUTASHLAR	4 SF per PC				SF
2x12 Chevron	0.13 SF per PC				SF
4x16 Chevron	0.36 SF per PC				SF
6x24 Chevron	0.83 SF per PC				SF



COMMODITY PRICING

BX (IN BOLD), SOLD IN FULL BOXES

TEAL, SPECIAL ORDER ITEMS

PURPLE, IN-HOUSE FABRICATION

C STONE



Cut To Size Stone



SCOVORP1224

COVELANO ORO POLISHED 12" X 24" X 3/8" ARIS
EDGE FIELD TILE

* BRASS / STAINLESS STEEL INSERT
DETAIL PRICING AVAILABLE

SIZE	PACKING	POLISHED*	HONED	BRUSHED	UNITS
Stock/Uncut	<i>*stocked finish</i>	\$43.00	\$56.42	\$56.42	SF
12 x 12	1 SF per PC	\$50.74	\$62.16	\$62.16	SF
12 x 24	2 SF per PC	\$51.80	\$63.11	\$63.11	SF
12 x 18	1.5 SF per PC				SF
16 x 16	1.7 SF per PC				SF
18 x 18	2.25 SF per PC				SF
2 x 2	0.02 SF per PC	\$58.40	\$69.15	\$69.15	SF
24 x 24	4 SF per PC				SF
2 x 12	0.16 SF per PC	\$59.45	\$71.17	\$71.17	SF
2 x 4	0.05 SF per PC	\$57.00	\$67.75	\$67.75	SF
2 x 6	0.083 SF per PC	\$57.00	\$67.75	\$67.75	SF
2 x 8	0.11 SF per PC	\$57.00	\$67.75	\$67.75	SF
3 x 3	0.625 SF per PC	\$57.00	\$67.75	\$67.75	SF
3 x 12	0.25 SF per PC	\$53.81	\$64.53	\$64.53	SF
3 x 24	0.5 SF per PC	\$53.81	\$64.53	\$64.53	SF
3 x 36	0.75 SF per PC				SF
3 x 6	0.125 SF per PC	\$54.92	\$65.66	\$65.66	SF
4 x 4	0.11 SF per PC	\$53.81	\$64.53	\$64.53	SF
4 x 12	0.33 SF per PC	\$51.63	\$62.35	\$62.35	SF
4 x 16	0.44 SF per PC				SF
4 x 24	0.67 SF per PC	\$51.63	\$62.35	\$62.35	SF
4 x 6	0.167 SF per PC	\$54.92	\$65.66	\$65.66	SF
4 x 8	0.22 SF per PC	\$53.64	\$64.38	\$64.38	SF
6 x 6	0.25 SF per PC	\$52.74	\$63.48	\$63.48	SF
6 x 12	0.5 SF per PC	\$49.43	\$60.17	\$60.17	SF
6 x 18	0.75 SF per PC				SF
6 x 24	1 SF per PC	\$49.43	\$60.17	\$60.17	SF
6 x 36	1.5 SF per PC				SF
8 x 8	0.44 SF per PC				SF
8 x 16	0.88 SF per PC				SF
8 x 12	0.67 SF per PC	\$49.43	\$60.17	\$60.17	SF
8 x 24	1.33 SF per PC				SF
9 x 9	0.5625 SF per PC				SF
9 x 18	1.125 SF per PC				SF
9 x 36	2.25 SF per PC				SF
4" Hexagon	0.11 SF per PC	\$109.67	\$129.80	\$129.80	SF
4x7 Rhombo	0.19 SF per PC	\$95.82	\$114.42	\$114.42	SF
CUTASHLAR	4 SF per PC	\$64.84	\$77.10	\$77.10	SF
*2x12 Chevron	0.13 SF per PC	\$71.63	\$83.53	\$83.53	SF
4x16 Chevron	0.36 SF per PC				SF
*6x24 Chevron	0.83 SF per PC	\$67.30	\$79.56	\$79.56	SF

BX (IN BOLD), SOLD IN FULL BOXES
TEAL, SPECIAL ORDER ITEMS
PURPLE, IN-HOUSE FABRICATION

C STONE

Cut To Size Stone



SCRLH18

CREMA LUNA 18 X 18 X 3/8 HONED FIELD

SIZE	PACKING	POLISHED	HONED*	BRUSHED	UNITS
Stock/Uncut	<i>*stocked finish</i>		\$22.00	\$39.04	SF
12 x 12	1 SF per PC				SF
12 x 24	2 SF per PC				SF
12 x 18	1.5 SF per PC				SF
16 x 16	1.7 SF per PC				SF
18 x 18	2.25 SF per PC		\$37.62	\$50.28	SF
2 x 2	0.02 SF per PC		\$44.88	\$57.54	SF
24 x 24	4 SF per PC				SF
2 x 12	0.16 SF per PC				SF
2 x 4	0.05 SF per PC				SF
2 x 6	0.083 SF per PC		\$43.60	\$56.28	SF
2 x 8	0.11 SF per PC				SF
3 x 3	0.625 SF per PC		\$43.60	\$56.28	SF
3 x 12	0.25 SF per PC				SF
3 x 24	0.5 SF per PC				SF
3 x 36	0.75 SF per PC				SF
3 x 6	0.125 SF per PC		\$41.68	\$54.34	SF
4 x 4	0.11 SF per PC				SF
4 x 12	0.33 SF per PC				SF
4 x 16	0.44 SF per PC				SF
4 x 24	0.67 SF per PC				SF
4 x 6	0.167 SF per PC				SF
4 x 8	0.22 SF per PC				SF
6 x 6	0.25 SF per PC		\$39.68	\$52.34	SF
6 x 12	0.5 SF per PC				SF
6 x 18	0.75 SF per PC		\$36.64	\$49.30	SF
6 x 24	1 SF per PC				SF
6 x 36	1.5 SF per PC				SF
8 x 8	0.44 SF per PC				SF
8 x 16	0.88 SF per PC				SF
8 x 12	0.67 SF per PC				SF
8 x 24	1.33 SF per PC				SF
9 x 9	0.5625 SF per PC		\$37.92	\$50.60	SF
9 x 18	1.125 SF per PC		\$36.64	\$49.30	SF
9 x 36	2.25 SF per PC				SF
4" Hexagon	0.11 SF per PC				SF
4x7 Rhombo	0.19 SF per PC				SF
CUTASHLAR	4 SF per PC				SF
2x12 Chevron	0.13 SF per PC				SF
4x16 Chevron	0.36 SF per PC				SF
6x24 Chevron	0.83 SF per PC				SF

BX (IN BOLD), SOLD IN FULL BOXES

TEAL, SPECIAL ORDER ITEMS

PURPLE, IN-HOUSE FABRICATION

C STONE

Cut To Size Stone



ESPPOLCM12

CREMA MARFIL 12 X 12 X 3/8 POLISHED FIELD

TECH SPECS: may have a mesh backing; select setting materials accordingly

* BRASS / STAINLESS STEEL INSERT
DETAIL PRICING AVAILABLE

SIZE	PACKING	POLISHED*	HONED	BRUSHED	UNITS
Stock/Uncut	<i>*stocked finish</i>	\$15.50	\$24.54	\$24.54	SF
12 x 12	1 SF per PC	\$26.02	\$38.52	\$38.52	SF
12 x 24	2 SF per PC				SF
12 x 18	1.5 SF per PC				SF
16 x 16	1.7 SF per PC				SF
18 x 18	2.25 SF per PC				SF
2 x 2	0.02 SF per PC	\$33.80	\$45.52	\$45.52	SF
24 x 24	4 SF per PC				SF
2 x 12	0.16 SF per PC	\$33.04	\$45.80	\$45.80	SF
2 x 4	0.05 SF per PC	\$32.54	\$44.24	\$44.24	SF
2 x 6	0.083 SF per PC	\$32.54	\$44.24	\$44.24	SF
2 x 8	0.11 SF per PC				SF
3 x 3	0.625 SF per PC	\$32.54	\$44.24	\$44.24	SF
3 x 12	0.25 SF per PC	\$29.58	\$41.28	\$41.28	SF
3 x 24	0.5 SF per PC				SF
3 x 36	0.75 SF per PC				SF
3 x 6	0.125 SF per PC	\$30.62	\$42.32	\$42.32	SF
4 x 4	0.11 SF per PC	\$29.58	\$41.28	\$41.28	SF
4 x 12	0.33 SF per PC	\$27.58	\$39.28	\$39.28	SF
4 x 16	0.44 SF per PC				SF
4 x 24	0.67 SF per PC				SF
4 x 6	0.167 SF per PC	\$30.62	\$42.32	\$42.32	SF
4 x 8	0.22 SF per PC				SF
6 x 6	0.25 SF per PC	\$28.62	\$40.32	\$40.32	SF
6 x 12	0.5 SF per PC	\$25.56	\$37.26	\$37.26	SF
6 x 18	0.75 SF per PC				SF
6 x 24	1 SF per PC				SF
6 x 36	1.5 SF per PC				SF
8 x 8	0.44 SF per PC				SF
8 x 16	0.88 SF per PC				SF
8 x 12	0.67 SF per PC				SF
8 x 24	1.33 SF per PC				SF
9 x 9	0.5625 SF per PC				SF
9 x 18	1.125 SF per PC				SF
9 x 36	2.25 SF per PC				SF
4" Hexagon	0.11 SF per PC	\$64.12	\$86.38	\$86.38	SF
4x7 Rhombo	0.19 SF per PC	\$53.74	\$74.06	\$74.06	SF
CUTASHLAR	4 SF per PC				SF
*2x12 Chevron	0.13 SF per PC	\$41.60	\$55.68	\$55.68	SF
4x16 Chevron	0.36 SF per PC				SF
6x24 Chevron	0.83 SF per PC				SF



COMMODITY PRICING

BX (IN BOLD), SOLD IN FULL BOXES

TEAL, SPECIAL ORDER ITEMS

PURPLE, IN-HOUSE FABRICATION

D STONE



Cut To Size Stone



SDIMH18

DANBY IMPERIAL 18 X 18 X 3/8 HONED FIELD

quarried in danby, vt, usa, less than 500 miles from
new york city

SIZE	PACKING	POLISHED	HONED*	BRUSHED	UNITS
Stock/Uncut	<i>*stocked finish</i>	\$52.53	\$42.50	\$52.03	SF
12 x 12	1 SF per PC				SF
12 x 24	2 SF per PC				SF
12 x 18	1.5 SF per PC				SF
16 x 16	1.7 SF per PC				SF
18 x 18	2.25 SF per PC	\$63.93	\$52.91	\$62.61	SF
2 x 2	0.02 SF per PC	\$71.23	\$60.21	\$59.91	SF
24 x 24	4 SF per PC				SF
2 x 12	0.16 SF per PC				SF
2 x 4	0.05 SF per PC				SF
2 x 6	0.083 SF per PC	\$69.95	\$58.93	\$68.63	SF
2 x 8	0.11 SF per PC				SF
3 x 3	0.625 SF per PC	\$69.95	\$58.93	\$68.63	SF
3 x 12	0.25 SF per PC				SF
3 x 24	0.5 SF per PC				SF
3 x 36	0.75 SF per PC				SF
3 x 6	0.125 SF per PC	\$68.03	\$57.01	\$66.71	SF
4 x 4	0.11 SF per PC				SF
4 x 12	0.33 SF per PC				SF
4 x 16	0.44 SF per PC				SF
4 x 24	0.67 SF per PC				SF
4 x 6	0.167 SF per PC				SF
4 x 8	0.22 SF per PC				SF
6 x 6	0.25 SF per PC	\$66.03	\$55.01	\$64.71	SF
6 x 12	0.5 SF per PC				SF
6 x 18	0.75 SF per PC	\$62.99	\$51.97	\$61.67	SF
6 x 24	1 SF per PC				SF
6 x 36	1.5 SF per PC				SF
8 x 8	0.44 SF per PC				SF
8 x 16	0.88 SF per PC				SF
8 x 12	0.67 SF per PC				SF
8 x 24	1.33 SF per PC				SF
9 x 9	0.5625 SF per PC	\$64.27	\$53.25	\$62.95	SF
9 x 18	1.125 SF per PC	\$62.99	\$51.97	\$61.67	SF
9 x 36	2.25 SF per PC				SF
4" Hexagon	0.11 SF per PC	\$127.38	\$115.45	\$125.94	SF
4x7 Rhombo	0.19 SF per PC	\$114.48	\$103.45	\$113.15	SF
CUTASHLAR	4 SF per PC				SF
2x12 Chevron	0.13 SF per PC				SF
4x16 Chevron	0.36 SF per PC				SF
6x24 Chevron	0.83 SF per PC				SF

BX (IN BOLD), SOLD IN FULL BOXES

TEAL, SPECIAL ORDER ITEMS

PURPLE, IN-HOUSE FABRICATION

F STONE

Cut To Size Stone



SFERH1224

FERRARA STONE HONED 12 X 24 X 3/8 VEIN CUT
FIELD TILE

* BRASS / STAINLESS STEEL INSERT
DETAIL PRICING AVAILABLE

SIZE	PACKING	POLISHED	HONED*	BRUSHED	UNITS
Stock/Uncut	<i>*stocked finish</i>		\$36.00		SF
12 x 12	1 SF per PC		\$47.20		SF
12 x 24	2 SF per PC		\$45.28		SF
12 x 18	1.5 SF per PC				SF
16 x 16	1.7 SF per PC				SF
18 x 18	2.25 SF per PC				SF
2 x 2	0.02 SF per PC		\$53.52		SF
24 x 24	4 SF per PC				SF
2 x 12	0.16 SF per PC		\$55.20		SF
2 x 4	0.05 SF per PC		\$52.24		SF
2 x 6	0.083 SF per PC		\$52.24		SF
2 x 8	0.11 SF per PC		\$52.24		SF
3 x 3	0.625 SF per PC		\$52.24		SF
3 x 12	0.25 SF per PC		\$49.28		SF
3 x 24	0.5 SF per PC		\$49.28		SF
3 x 36	0.75 SF per PC				SF
3 x 6	0.125 SF per PC		\$50.32		SF
4 x 4	0.11 SF per PC		\$49.28		SF
4 x 12	0.33 SF per PC		\$47.28		SF
4 x 16	0.44 SF per PC				SF
4 x 24	0.67 SF per PC		\$47.28		SF
4 x 6	0.167 SF per PC		\$50.32		SF
4 x 8	0.22 SF per PC		\$49.12		SF
6 x 6	0.25 SF per PC		\$48.32		SF
6 x 12	0.5 SF per PC		\$45.28		SF
6 x 18	0.75 SF per PC				SF
6 x 24	1 SF per PC		\$45.28		SF
6 x 36	1.5 SF per PC				SF
8 x 8	0.44 SF per PC				SF
8 x 16	0.88 SF per PC				SF
8 x 12	0.67 SF per PC		\$45.28		SF
8 x 24	1.33 SF per PC				SF
9 x 9	0.5625 SF per PC				SF
9 x 18	1.125 SF per PC				SF
9 x 36	2.25 SF per PC				SF
4" Hexagon	0.11 SF per PC		\$101.20		SF
4x7 Rhombo	0.19 SF per PC		\$88.48		SF
CUTASHLAR	4 SF per PC		\$55.04		SF
*2x12 Chevron	0.13 SF per PC		\$61.42		SF
4x16 Chevron	0.36 SF per PC				SF
*6x24 Chevron	0.83 SF per PC		\$48.00		SF

BX (IN BOLD), SOLD IN FULL BOXES

TEAL, SPECIAL ORDER ITEMS

PURPLE, IN-HOUSE FABRICATION

G STONE

Cut To Size Stone



SGGH18

GALAXY GREY HONED 18" X 18" X 3/8" ARIS EDGE
FIELD TILE

SIZE	PACKING	POLISHED	HONED*	BRUSHED	UNITS
Stock/Uncut	<i>*stocked finish</i>		\$20.00		SF
12 x 12	1 SF per PC				SF
12 x 24	2 SF per PC				SF
12 x 18	1.5 SF per PC				SF
16 x 16	1.7 SF per PC				SF
18 x 18	2.25 SF per PC		\$34.65		SF
2 x 2	0.02 SF per PC		\$42.00		SF
24 x 24	4 SF per PC				SF
2 x 12	0.16 SF per PC				SF
2 x 4	0.05 SF per PC				SF
2 x 6	0.083 SF per PC		\$40.72		SF
2 x 8	0.11 SF per PC				SF
3 x 3	0.625 SF per PC		\$40.72		SF
3 x 12	0.25 SF per PC				SF
3 x 24	0.5 SF per PC				SF
3 x 36	0.75 SF per PC				SF
3 x 6	0.125 SF per PC		\$38.88		SF
4 x 4	0.11 SF per PC				SF
4 x 12	0.33 SF per PC				SF
4 x 16	0.44 SF per PC				SF
4 x 24	0.67 SF per PC				SF
4 x 6	0.167 SF per PC				SF
4 x 8	0.22 SF per PC				SF
6 x 6	0.25 SF per PC		\$35.80		SF
6 x 12	0.5 SF per PC				SF
6 x 18	0.75 SF per PC		\$33.67		SF
6 x 24	1 SF per PC				SF
6 x 36	1.5 SF per PC				SF
8 x 8	0.44 SF per PC				SF
8 x 16	0.88 SF per PC				SF
8 x 12	0.67 SF per PC				SF
8 x 24	1.33 SF per PC				SF
9 x 9	0.5625 SF per PC		\$35.04		SF
9 x 18	1.125 SF per PC		\$33.76		SF
9 x 36	2.25 SF per PC				SF
4" Hexagon	0.11 SF per PC				SF
4x7 Rhombo	0.19 SF per PC				SF
CUTASHLAR	4 SF per PC				SF
2x12 Chevron	0.13 SF per PC				SF
4x16 Chevron	0.36 SF per PC				SF
6x24 Chevron	0.83 SF per PC				SF

BX (IN BOLD), SOLD IN FULL BOXES

TEAL, SPECIAL ORDER ITEMS

PURPLE, IN-HOUSE FABRICATION

G STONE

Cut To Size Stone



SGIBA1236

GIBRALTAR ANTIQUED STONE 12" x 36" x 3/8"
FIELD TILE

SIZE	PACKING	POLISHED	HONED	ANTIQUED*	UNITS
Stock/Uncut	<i>*stocked finish</i>			\$23.00	SF
12 x 12	1 SF per PC				SF
12 x 24	2 SF per PC				SF
12 x 18	1.5 SF per PC				SF
16 x 16	1.7 SF per PC				SF
18 x 18	2.25 SF per PC				SF
2 x 2	0.02 SF per PC				SF
24 x 24	4 SF per PC				SF
2 x 12	0.16 SF per PC				SF
2 x 4	0.05 SF per PC				SF
2 x 6	0.083 SF per PC				SF
2 x 8	0.11 SF per PC				SF
3 x 3	0.625 SF per PC				SF
3 x 12	0.25 SF per PC				SF
3 x 24	0.5 SF per PC				SF
3 x 36	0.75 SF per PC			\$35.76	SF
3 x 6	0.125 SF per PC				SF
4 x 4	0.11 SF per PC				SF
4 x 12	0.33 SF per PC				SF
4 x 16	0.44 SF per PC				SF
4 x 24	0.67 SF per PC				SF
4 x 6	0.167 SF per PC				SF
4 x 8	0.22 SF per PC				SF
6 x 6	0.25 SF per PC				SF
6 x 12	0.5 SF per PC				SF
6 x 18	0.75 SF per PC				SF
6 x 24	1 SF per PC				SF
6 x 36	1.5 SF per PC			\$34.70	SF
8 x 8	0.44 SF per PC				SF
8 x 16	0.88 SF per PC				SF
8 x 12	0.67 SF per PC				SF
8 x 24	1.33 SF per PC				SF
9 x 9	0.5625 SF per PC				SF
9 x 18	1.125 SF per PC				SF
9 x 36	2.25 SF per PC				SF
4" Hexagon	0.11 SF per PC				SF
4x7 Rhombo	0.19 SF per PC				SF
CUTASHLAR	4 SF per PC				SF
2x12 Chevron	0.13 SF per PC				SF
4x16 Chevron	0.36 SF per PC				SF
6x24 Chevron	0.83 SF per PC				SF

BX (IN BOLD), SOLD IN FULL BOXES

TEAL, SPECIAL ORDER ITEMS

PURPLE, IN-HOUSE FABRICATION

G STONE

Cut To Size Stone



SGIBB1236

GIBRALTAR BRUSHED STONE 12" x 36" x 3/8"
FIELD TILE

SIZE	PACKING	POLISHED	HONED	BRUSHED*	UNITS
Stock/Uncut	*stocked finish			\$23.00	SF
12 x 12	1 SF per PC				SF
12 x 24	2 SF per PC				SF
12 x 18	1.5 SF per PC				SF
16 x 16	1.7 SF per PC				SF
18 x 18	2.25 SF per PC				SF
2 x 2	0.02 SF per PC				SF
24 x 24	4 SF per PC				SF
2 x 12	0.16 SF per PC				SF
2 x 4	0.05 SF per PC				SF
2 x 6	0.083 SF per PC				SF
2 x 8	0.11 SF per PC				SF
3 x 3	0.625 SF per PC				SF
3 x 12	0.25 SF per PC				SF
3 x 24	0.5 SF per PC				SF
3 x 36	0.75 SF per PC			\$35.76	SF
3 x 6	0.125 SF per PC				SF
4 x 4	0.11 SF per PC				SF
4 x 12	0.33 SF per PC				SF
4 x 16	0.44 SF per PC				SF
4 x 24	0.67 SF per PC				SF
4 x 6	0.167 SF per PC				SF
4 x 8	0.22 SF per PC				SF
6 x 6	0.25 SF per PC				SF
6 x 12	0.5 SF per PC				SF
6 x 18	0.75 SF per PC				SF
6 x 24	1 SF per PC				SF
6 x 36	1.5 SF per PC			\$34.70	SF
8 x 8	0.44 SF per PC				SF
8 x 16	0.88 SF per PC				SF
8 x 12	0.67 SF per PC				SF
8 x 24	1.33 SF per PC				SF
9 x 9	0.5625 SF per PC				SF
9 x 18	1.125 SF per PC				SF
9 x 36	2.25 SF per PC				SF
4" Hexagon	0.11 SF per PC				SF
4x7 Rhombo	0.19 SF per PC				SF
CUTASHLAR	4 SF per PC				SF
2x12 Chevron	0.13 SF per PC				SF
4x16 Chevron	0.36 SF per PC				SF
6x24 Chevron	0.83 SF per PC				SF

BX (IN BOLD), SOLD IN FULL BOXES

TEAL, SPECIAL ORDER ITEMS

PURPLE, IN-HOUSE FABRICATION

G STONE

Cut To Size Stone



SGRAFW1224

GRAFITE WAXED 12" X 24" X 3/8" FIELD TILE

SIZE	PACKING	POLISHED	WAXED*	BRUSHED	UNITS
Stock/Uncut	<i>*stocked finish</i>		\$41.50		SF
12 x 12	1 SF per PC		\$52.30		SF
12 x 24	2 SF per PC		\$49.58		SF
12 x 18	1.5 SF per PC				SF
16 x 16	1.7 SF per PC				SF
18 x 18	2.25 SF per PC				SF
2 x 2	0.02 SF per PC		\$54.73		SF
24 x 24	4 SF per PC				SF
2 x 12	0.16 SF per PC		\$58.06		SF
2 x 4	0.05 SF per PC		\$53.93		SF
2 x 6	0.083 SF per PC		\$53.93		SF
2 x 8	0.11 SF per PC		\$53.93		SF
3 x 3	0.625 SF per PC		\$53.93		SF
3 x 12	0.25 SF per PC		\$52.08		SF
3 x 24	0.5 SF per PC		\$52.08		SF
3 x 36	0.75 SF per PC				SF
3 x 6	0.125 SF per PC		\$52.73		SF
4 x 4	0.11 SF per PC		\$52.08		SF
4 x 12	0.33 SF per PC		\$50.83		SF
4 x 16	0.44 SF per PC				SF
4 x 24	0.67 SF per PC		\$50.83		SF
4 x 6	0.167 SF per PC		\$52.73		SF
4 x 8	0.22 SF per PC		\$51.98		SF
6 x 6	0.25 SF per PC		\$51.48		SF
6 x 12	0.5 SF per PC		\$49.58		SF
6 x 18	0.75 SF per PC				SF
6 x 24	1 SF per PC		\$49.58		SF
6 x 36	1.5 SF per PC				SF
8 x 8	0.44 SF per PC				SF
8 x 16	0.88 SF per PC				SF
8 x 12	0.67 SF per PC		\$49.58		SF
8 x 24	1.33 SF per PC				SF
9 x 9	0.5625 SF per PC				SF
9 x 18	1.125 SF per PC				SF
9 x 36	2.25 SF per PC				SF
4" Hexagon	0.11 SF per PC		\$103.53		SF
4x7 Rhombo	0.19 SF per PC		\$92.54		SF
CUTASHLAR	4 SF per PC		\$58.72		SF
2x12 Chevron	0.13 SF per PC		\$66.94		SF
4x16 Chevron	0.36 SF per PC				SF
6x24 Chevron	0.83 SF per PC		\$60.12		SF

BX (IN BOLD), SOLD IN FULL BOXES

TEAL, SPECIAL ORDER ITEMS

PURPLE, IN-HOUSE FABRICATION

G STONE



Cut To Size Stone



TUGRFSHON12

GREY FOUSSANA (LONDON GREY) 12 X 12 X 3/8
HONED FIELD

TECH SPECS: install with mapei granirapid only

* BRASS / STAINLESS STEEL INSERT
DETAIL PRICING AVAILABLE

BX (IN BOLD), SOLD IN FULL BOXES

TEAL, SPECIAL ORDER ITEMS

PURPLE, IN-HOUSE FABRICATION

SIZE	PACKING	POLISHED	HONED*	BRUSHED	UNITS
Stock/Uncut	<i>*stocked finish</i>		\$22.25	\$30.63	SF
12 x 12	1 SF per PC		\$30.26	\$39.84	SF
12 x 24	2 SF per PC				SF
12 x 18	1.5 SF per PC				SF
16 x 16	1.7 SF per PC				SF
18 x 18	2.25 SF per PC				SF
2 x 2	0.02 SF per PC		\$38.13	\$47.98	SF
24 x 24	4 SF per PC				SF
2 x 12	0.16 SF per PC		\$37.72	\$48.46	SF
2 x 4	0.05 SF per PC		\$36.85	\$46.70	SF
2 x 6	0.083 SF per PC		\$36.85	\$46.70	SF
2 x 8	0.11 SF per PC				SF
3 x 3	0.625 SF per PC		\$36.85	\$46.70	SF
3 x 12	0.25 SF per PC		\$33.89	\$43.75	SF
3 x 24	0.5 SF per PC				SF
3 x 36	0.75 SF per PC				SF
3 x 6	0.125 SF per PC		\$34.92	\$44.78	SF
4 x 4	0.11 SF per PC		\$33.89	\$43.75	SF
4 x 12	0.33 SF per PC		\$31.90	\$41.75	SF
4 x 16	0.44 SF per PC				SF
4 x 24	0.67 SF per PC				SF
4 x 6	0.167 SF per PC		\$34.92	\$44.78	SF
4 x 8	0.22 SF per PC				SF
6 x 6	0.25 SF per PC		\$32.93	\$42.78	SF
6 x 12	0.5 SF per PC		\$29.88	\$39.74	SF
6 x 18	0.75 SF per PC				SF
6 x 24	1 SF per PC				SF
6 x 36	1.5 SF per PC				SF
8 x 8	0.44 SF per PC				SF
8 x 16	0.88 SF per PC				SF
8 x 12	0.67 SF per PC				SF
8 x 24	1.33 SF per PC				SF
9 x 9	0.5625 SF per PC				SF
9 x 18	1.125 SF per PC				SF
9 x 36	2.25 SF per PC				SF
4" Hexagon	0.11 SF per PC		\$71.61	\$90.09	SF
4x7 Rhombo	0.19 SF per PC		\$61.11	\$78.18	SF
CUTASHLAR	4 SF per PC				SF
*2x12 Chevron	0.13 SF per PC		\$46.60	\$58.40	SF
4x16 Chevron	0.36 SF per PC				SF
6x24 Chevron	0.83 SF per PC				SF

G STONE



Cut To Size Stone



SGRFSH18

GREY FOUSSANA (LONDON GREY) 18 X 18 X 3/8
HONED FIELD

TECH SPECS: install with mapei granirapid only

SIZE	PACKING	POLISHED	HONED*	BRUSHED	UNITS
Stock/Uncut	<i>*stocked finish</i>		\$25.00	\$34.04	SF
12 x 12	1 SF per PC				SF
12 x 24	2 SF per PC				SF
12 x 18	1.5 SF per PC				SF
16 x 16	1.7 SF per PC				SF
18 x 18	2.25 SF per PC		\$34.04	\$43.94	SF
2 x 2	0.02 SF per PC		\$41.33	\$51.23	SF
24 x 24	4 SF per PC				SF
2 x 12	0.16 SF per PC				SF
2 x 4	0.05 SF per PC				SF
2 x 6	0.083 SF per PC		\$40.05	\$49.95	SF
2 x 8	0.11 SF per PC				SF
3 x 3	0.625 SF per PC		\$40.05	\$49.95	SF
3 x 12	0.25 SF per PC				SF
3 x 24	0.5 SF per PC				SF
3 x 36	0.75 SF per PC				SF
3 x 6	0.125 SF per PC		\$38.12	\$48.02	SF
4 x 4	0.11 SF per PC				SF
4 x 12	0.33 SF per PC				SF
4 x 16	0.44 SF per PC				SF
4 x 24	0.67 SF per PC				SF
4 x 6	0.167 SF per PC				SF
4 x 8	0.22 SF per PC				SF
6 x 6	0.25 SF per PC		\$36.14	\$46.06	SF
6 x 12	0.5 SF per PC				SF
6 x 18	0.75 SF per PC		\$33.08	\$42.98	SF
6 x 24	1 SF per PC				SF
6 x 36	1.5 SF per PC				SF
8 x 8	0.44 SF per PC				SF
8 x 16	0.88 SF per PC				SF
8 x 12	0.67 SF per PC				SF
8 x 24	1.33 SF per PC				SF
9 x 9	0.5625 SF per PC		\$34.36	\$44.26	SF
9 x 18	1.125 SF per PC		\$33.08	\$42.98	SF
9 x 36	2.25 SF per PC				SF
4" Hexagon	0.11 SF per PC				SF
4x7 Rhombo	0.19 SF per PC				SF
CUTASHLAR	4 SF per PC				SF
2x12 Chevron	0.13 SF per PC				SF
4x16 Chevron	0.36 SF per PC				SF
6x24 Chevron	0.83 SF per PC				SF

BX (IN BOLD), SOLD IN FULL BOXES

TEAL, SPECIAL ORDER ITEMS

PURPLE, IN-HOUSE FABRICATION

G STONE



Cut To Size Stone



SGTH18

GRIGIO TOSCANA HONED 18" X 18" X 3/8" ARIS
EDGE FIELD TILE

TECH SPECS: INSTALL WITH MAPEI GRANIRAPID
ONLY DO NOT INSTALL WITH ORGANIC ADHESIVE
, OR AREAS WITH RISING MOISTURE. CONSIDER
THE USE OF A WATERPROOFING MEMEBRANE
WHEN INSTALLING ON A CONCRETE SLAB

SIZE	PACKING	POLISHED	HONED*	BRUSHED	UNITS
Stock/Uncut	<i>*stocked finish</i>	\$43.17	\$24.00	\$41.83	SF
12 x 12	1 SF per PC				SF
12 x 24	2 SF per PC				SF
12 x 18	1.5 SF per PC				SF
16 x 16	1.7 SF per PC				SF
18 x 18	2.25 SF per PC	\$54.59	\$40.59	\$53.25	SF
2 x 2	0.02 SF per PC	\$61.76	\$47.76	\$60.42	SF
24 x 24	4 SF per PC				SF
2 x 12	0.16 SF per PC				SF
2 x 4	0.05 SF per PC				SF
2 x 6	0.083 SF per PC	\$60.50	\$46.48	\$59.16	SF
2 x 8	0.11 SF per PC				SF
3 x 3	0.625 SF per PC	\$60.50	\$46.48	\$59.16	SF
3 x 12	0.25 SF per PC				SF
3 x 24	0.5 SF per PC				SF
3 x 36	0.75 SF per PC				SF
3 x 6	0.125 SF per PC	\$58.56	\$44.56	\$57.22	SF
4 x 4	0.11 SF per PC				SF
4 x 12	0.33 SF per PC				SF
4 x 16	0.44 SF per PC				SF
4 x 24	0.67 SF per PC				SF
4 x 6	0.167 SF per PC				SF
4 x 8	0.22 SF per PC				SF
6 x 6	0.25 SF per PC	\$56.56	\$42.56	\$55.22	SF
6 x 12	0.5 SF per PC				SF
6 x 18	0.75 SF per PC	\$53.61	\$39.61	\$52.27	SF
6 x 24	1 SF per PC				SF
6 x 36	1.5 SF per PC				SF
8 x 8	0.44 SF per PC				SF
8 x 16	0.88 SF per PC				SF
8 x 12	0.67 SF per PC				SF
8 x 24	1.33 SF per PC				SF
9 x 9	0.5625 SF per PC	\$54.82	\$40.80	\$53.48	SF
9 x 18	1.125 SF per PC	\$53.52	\$39.52	\$52.18	SF
9 x 36	2.25 SF per PC				SF
4" Hexagon	0.11 SF per PC	\$104.74	\$90.11	\$103.74	SF
4x7 Rhombo	0.19 SF per PC	\$93.05	\$79.27	\$91.71	SF
CUTASHLAR	4 SF per PC				SF
2x12 Chevron	0.13 SF per PC				SF
4x16 Chevron	0.36 SF per PC				SF
6x24 Chevron	0.83 SF per PC				SF

BX (IN BOLD), SOLD IN FULL BOXES

TEAL, SPECIAL ORDER ITEMS

PURPLE, IN-HOUSE FABRICATION

H STONE

Cut To Size Stone



SHLRP1224

HLILA 12 X 24 X 3/8 RAKED & BRUSHED TEXTURED F

SIZE	PACKING	POLISHED	HONED	RAKED*	UNITS
Stock/Uncut	<i>*stocked finish</i>			\$27.00	SF
12 x 12	1 SF per PC			\$34.90	SF
12 x 24	2 SF per PC			\$33.30	SF
12 x 18	1.5 SF per PC				SF
16 x 16	1.7 SF per PC				SF
18 x 18	2.25 SF per PC				SF
2 x 2	0.02 SF per PC			\$38.50	SF
24 x 24	4 SF per PC				SF
2 x 12	0.16 SF per PC			\$40.00	SF
2 x 4	0.05 SF per PC			\$37.70	SF
2 x 6	0.083 SF per PC			\$37.70	SF
2 x 8	0.11 SF per PC			\$37.70	SF
3 x 3	0.625 SF per PC			\$37.70	SF
3 x 12	0.25 SF per PC			\$35.80	SF
3 x 24	0.5 SF per PC			\$35.80	SF
3 x 36	0.75 SF per PC				SF
3 x 6	0.125 SF per PC			\$36.50	SF
4 x 4	0.11 SF per PC			\$35.80	SF
4 x 12	0.33 SF per PC			\$34.60	SF
4 x 16	0.44 SF per PC				SF
4 x 24	0.67 SF per PC			\$34.60	SF
4 x 6	0.167 SF per PC			\$36.50	SF
4 x 8	0.22 SF per PC			\$35.70	SF
6 x 6	0.25 SF per PC			\$35.20	SF
6 x 12	0.5 SF per PC			\$33.30	SF
6 x 18	0.75 SF per PC				SF
6 x 24	1 SF per PC			\$33.30	SF
6 x 36	1.5 SF per PC				SF
8 x 8	0.44 SF per PC				SF
8 x 16	0.88 SF per PC				SF
8 x 12	0.67 SF per PC			\$33.30	SF
8 x 24	1.33 SF per PC				SF
9 x 9	0.5625 SF per PC				SF
9 x 18	1.125 SF per PC				SF
9 x 36	2.25 SF per PC				SF
4" Hexagon	0.11 SF per PC			\$72.80	SF
4x7 Rhombo	0.19 SF per PC			\$64.00	SF
CUTASHLAR	4 SF per PC			\$40.00	SF
*2x12 Chevron	0.13 SF per PC			\$47.20	SF
4x16 Chevron	0.36 SF per PC				SF
*6x24 Chevron	0.83 SF per PC			\$41.60	SF

* BRASS / STAINLESS STEEL INSERT
DETAIL PRICING AVAILABLE

BX (IN BOLD), SOLD IN FULL BOXES

TEAL, SPECIAL ORDER ITEMS

PURPLE, IN-HOUSE FABRICATION

J STONE

Cut To Size Stone



SJPRP1224

JERUSALEM PEARL 12 X 24 X 3/8 RAKED
& BRUSHED TEXTURED FIELD

* BRASS / STAINLESS STEEL INSERT
DETAIL PRICING AVAILABLE

BX (IN BOLD), SOLD IN FULL BOXES
TEAL, SPECIAL ORDER ITEMS
PURPLE, IN-HOUSE FABRICATION

SIZE	PACKING	POLISHED	HONED	RAKED*	UNITS
Stock/Uncut	<i>*stocked finish</i>			\$27.00	SF
12 x 12	1 SF per PC			\$34.90	SF
12 x 24	2 SF per PC			\$33.30	SF
12 x 18	1.5 SF per PC				SF
16 x 16	1.7 SF per PC				SF
18 x 18	2.25 SF per PC				SF
2 x 2	0.02 SF per PC			\$38.50	SF
24 x 24	4 SF per PC				SF
2 x 12	0.16 SF per PC			\$40.00	SF
2 x 4	0.05 SF per PC			\$37.70	SF
2 x 6	0.083 SF per PC			\$37.70	SF
2 x 8	0.11 SF per PC			\$37.70	SF
3 x 3	0.625 SF per PC			\$37.70	SF
3 x 12	0.25 SF per PC			\$35.80	SF
3 x 24	0.5 SF per PC			\$35.80	SF
3 x 36	0.75 SF per PC				SF
3 x 6	0.125 SF per PC			\$36.50	SF
4 x 4	0.11 SF per PC			\$35.80	SF
4 x 12	0.33 SF per PC			\$34.60	SF
4 x 16	0.44 SF per PC				SF
4 x 24	0.67 SF per PC			\$34.60	SF
4 x 6	0.167 SF per PC			\$36.50	SF
4 x 8	0.22 SF per PC			\$35.70	SF
6 x 6	0.25 SF per PC			\$35.20	SF
6 x 12	0.5 SF per PC			\$33.30	SF
6 x 18	0.75 SF per PC				SF
6 x 24	1 SF per PC			\$33.30	SF
6 x 36	1.5 SF per PC				SF
8 x 8	0.44 SF per PC				SF
8 x 16	0.88 SF per PC				SF
8 x 12	0.67 SF per PC			\$33.30	SF
8 x 24	1.33 SF per PC				SF
9 x 9	0.5625 SF per PC				SF
9 x 18	1.125 SF per PC				SF
9 x 36	2.25 SF per PC				SF
4" Hexagon	0.11 SF per PC			\$72.80	SF
4x7 Rhombo	0.19 SF per PC			\$64.00	SF
CUTASHLAR	4 SF per PC			\$40.00	SF
*2x12 Chevron	0.13 SF per PC			\$47.20	SF
4x16 Chevron	0.36 SF per PC				SF
*6x24 Chevron	0.83 SF per PC			\$41.60	SF

J STONE

Cut To Size Stone



SJPSCRAF1224

JERUSALEM PEARL (DARK) 12 X 24 X 1/2
SCRAFITTO TEXTURED FIELD

* BRASS / STAINLESS STEEL INSERT
DETAIL PRICING AVAILABLE

SIZE	PACKING	POLISHED	HONED	SCRAFITTO*	UNITS
Stock/Uncut	<i>*stocked finish</i>			\$30.00	SF
12 x 12	1 SF per PC			\$38.50	SF
12 x 24	2 SF per PC			\$36.66	SF
12 x 18	1.5 SF per PC				SF
16 x 16	1.7 SF per PC				SF
18 x 18	2.25 SF per PC				SF
2 x 2	0.02 SF per PC			\$41.86	SF
24 x 24	4 SF per PC				SF
2 x 12	0.16 SF per PC			\$43.36	SF
2 x 4	0.05 SF per PC			\$41.06	SF
2 x 6	0.083 SF per PC			\$41.06	SF
2 x 8	0.11 SF per PC			\$41.06	SF
3 x 3	0.625 SF per PC			\$41.06	SF
3 x 12	0.25 SF per PC			\$39.16	SF
3 x 24	0.5 SF per PC			\$39.16	SF
3 x 36	0.75 SF per PC				SF
3 x 6	0.125 SF per PC			\$39.86	SF
4 x 4	0.11 SF per PC			\$39.16	SF
4 x 12	0.33 SF per PC			\$37.96	SF
4 x 16	0.44 SF per PC				SF
4 x 24	0.67 SF per PC			\$37.96	SF
4 x 6	0.167 SF per PC			\$39.86	SF
4 x 8	0.22 SF per PC			\$39.06	SF
6 x 6	0.25 SF per PC			\$38.56	SF
6 x 12	0.5 SF per PC			\$36.66	SF
6 x 18	0.75 SF per PC				SF
6 x 24	1 SF per PC			\$36.66	SF
6 x 36	1.5 SF per PC				SF
8 x 8	0.44 SF per PC				SF
8 x 16	0.88 SF per PC				SF
8 x 12	0.67 SF per PC			\$36.66	SF
8 x 24	1.33 SF per PC				SF
9 x 9	0.5625 SF per PC				SF
9 x 18	1.125 SF per PC				SF
9 x 36	2.25 SF per PC				SF
4" Hexagon	0.11 SF per PC			\$79.16	SF
4x7 Rhombo	0.19 SF per PC			\$69.88	SF
CUTASHLAR	4 SF per PC			\$43.84	SF
*2x12 Chevron	0.13 SF per PC			\$51.28	SF
4x16 Chevron	0.36 SF per PC				SF
*6x24 Chevron	0.83 SF per PC			\$45.44	SF

BX (IN BOLD), SOLD IN FULL BOXES

TEAL, SPECIAL ORDER ITEMS

PURPLE, IN-HOUSE FABRICATION

M STONE

Cut To Size Stone



SMREQP1224

MARMARA 12 X 24 X 3/8 POLISHED FIELD

crated material; packed to order

* BRASS / STAINLESS STEEL INSERT
DETAIL PRICING AVAILABLE

SIZE	PACKING	POLISHED*	HONED	BRUSHED	UNITS
Stock/Uncut	<i>*stocked finish</i>	\$13.50	\$18.80	\$18.80	SF
12 x 12	1 SF per PC	\$18.14	\$28.54	\$28.54	SF
12 x 24	2 SF per PC	\$19.12	\$29.50	\$29.50	SF
12 x 18	1.5 SF per PC				SF
16 x 16	1.7 SF per PC				SF
18 x 18	2.25 SF per PC				SF
2 x 2	0.02 SF per PC	\$26.64	\$36.48	\$36.48	SF
24 x 24	4 SF per PC				SF
2 x 12	0.16 SF per PC	\$25.20	\$35.94	\$35.94	SF
2 x 4	0.05 SF per PC	\$25.36	\$35.22	\$35.22	SF
2 x 6	0.083 SF per PC	\$25.36	\$35.22	\$35.22	SF
2 x 8	0.11 SF per PC	\$25.36	\$35.22	\$35.22	SF
3 x 3	0.625 SF per PC	\$25.36	\$35.22	\$35.22	SF
3 x 12	0.25 SF per PC	\$22.40	\$32.26	\$32.26	SF
3 x 24	0.5 SF per PC	\$22.40	\$32.26	\$32.60	SF
3 x 36	0.75 SF per PC				SF
3 x 6	0.125 SF per PC	\$23.44	\$33.28	\$33.28	SF
4 x 4	0.11 SF per PC	\$22.40	\$32.26	\$32.26	SF
4 x 12	0.33 SF per PC	\$20.40	\$30.26	\$30.26	SF
4 x 16	0.44 SF per PC				SF
4 x 24	0.67 SF per PC	\$20.40	\$30.26	\$30.26	SF
4 x 6	0.167 SF per PC	\$23.44	\$33.28	\$33.28	SF
4 x 8	0.22 SF per PC	\$22.24	\$32.10	\$32.10	SF
6 x 6	0.25 SF per PC	\$21.44	\$31.30	\$31.30	SF
6 x 12	0.5 SF per PC	\$18.40	\$28.24	\$28.24	SF
6 x 18	0.75 SF per PC				SF
6 x 24	1 SF per PC	\$18.40	\$28.24	\$28.24	SF
6 x 36	1.5 SF per PC				SF
8 x 8	0.44 SF per PC				SF
8 x 16	0.88 SF per PC				SF
8 x 12	0.67 SF per PC	\$18.40	\$28.24	\$28.24	SF
8 x 24	1.33 SF per PC				SF
9 x 9	0.5625 SF per PC				SF
9 x 18	1.125 SF per PC				SF
9 x 36	2.25 SF per PC				SF
4" Hexagon	0.11 SF per PC	\$50.06	\$68.54	\$68.54	SF
4x7 Rhombo	0.19 SF per PC	\$41.20	\$58.28	\$58.28	SF
CUTASHLAR	4 SF per PC	\$24.32	\$35.58	\$35.58	SF
*2x12 Chevron	0.13 SF per PC	\$31.66	\$42.58	\$42.58	SF
4x16 Chevron	0.36 SF per PC				SF
*6x24 Chevron	0.83 SF per PC	\$26.58	\$37.84	\$37.84	SF



COMMODITY PRICING

BX (IN BOLD), SOLD IN FULL BOXES

TEAL, SPECIAL ORDER ITEMS

PURPLE, IN-HOUSE FABRICATION

M STONE



Cut To Size Stone



SMGP12

MING GREEN 12 X 12 X 3/8 POLISHED FIELD

* BRASS / STAINLESS STEEL INSERT
DETAIL PRICING AVAILABLE

SIZE	PACKING	POLISHED*	HONED	BRUSHED	UNITS
Stock/Uncut	<i>*stocked finish</i>	\$13.00		\$18.70	SF
12 x 12	1 SF per PC	\$19.32		\$29.72	SF
12 x 24	2 SF per PC				SF
12 x 18	1.5 SF per PC				SF
16 x 16	1.7 SF per PC				SF
18 x 18	2.25 SF per PC				SF
2 x 2	0.02 SF per PC	\$27.64		\$37.40	SF
24 x 24	4 SF per PC				SF
2 x 12	0.16 SF per PC	\$26.28		\$36.92	SF
2 x 4	0.05 SF per PC	\$26.36		\$36.12	SF
2 x 6	0.083 SF per PC	\$26.36		\$36.12	SF
2 x 8	0.11 SF per PC				SF
3 x 3	0.625 SF per PC	\$26.36		\$36.12	SF
3 x 12	0.25 SF per PC	\$23.40		\$33.16	SF
3 x 24	0.5 SF per PC				SF
3 x 36	0.75 SF per PC				SF
3 x 6	0.125 SF per PC	\$24.42		\$34.18	SF
4 x 4	0.11 SF per PC	\$23.40		\$34.50	SF
4 x 12	0.33 SF per PC	\$21.40		\$32.50	SF
4 x 16	0.44 SF per PC				SF
4 x 24	0.67 SF per PC				SF
4 x 6	0.167 SF per PC	\$24.42		\$34.18	SF
4 x 8	0.22 SF per PC				SF
6 x 6	0.25 SF per PC	\$22.42		\$32.18	SF
6 x 12	0.5 SF per PC	\$19.38		\$29.14	SF
6 x 18	0.75 SF per PC				SF
6 x 24	1 SF per PC				SF
6 x 36	1.5 SF per PC				SF
8 x 8	0.44 SF per PC				SF
8 x 16	0.88 SF per PC				SF
8 x 12	0.67 SF per PC				SF
8 x 24	1.33 SF per PC				SF
9 x 9	0.5625 SF per PC				SF
9 x 18	1.125 SF per PC				SF
9 x 36	2.25 SF per PC				SF
4" Hexagon	0.11 SF per PC	\$52.16		\$70.64	SF
4x7 Rhombo	0.19 SF per PC	\$43.00		\$59.98	SF
CUTASHLAR	4 SF per PC				SF
*2x12 Chevron	0.13 SF per PC	\$34.22		\$46.02	SF
4x16 Chevron	0.36 SF per PC				SF
6x24 Chevron	0.83 SF per PC				SF



COMMODITY PRICING

BX (IN BOLD), SOLD IN FULL BOXES

TEAL, SPECIAL ORDER ITEMS

PURPLE, IN-HOUSE FABRICATION

M STONE

Cut To Size Stone



SMODAH1224

MODA STONE 12 X 24 X 3/8 HONED FIELD

vein cut, aris edge

TECH SPECS: high variation from light to dark, install with mapei granirapid only

* BRASS / STAINLESS STEEL INSERT DETAIL PRICING AVAILABLE

SIZE	PACKING	POLISHED	HONED*	BRUSHED	UNITS
Stock/Uncut	*stocked finish		\$27.00		SF
12 x 12	1 SF per PC		\$36.40		SF
12 x 24	2 SF per PC		\$35.20		SF
12 x 18	1.5 SF per PC				SF
16 x 16	1.7 SF per PC				SF
18 x 18	2.25 SF per PC				SF
2 x 2	0.02 SF per PC		\$43.44		SF
24 x 24	4 SF per PC				SF
2 x 12	0.16 SF per PC		\$44.04		SF
2 x 4	0.05 SF per PC		\$42.16		SF
2 x 6	0.083 SF per PC		\$42.16		SF
2 x 8	0.11 SF per PC		\$42.16		SF
3 x 3	0.625 SF per PC		\$42.16		SF
3 x 12	0.25 SF per PC		\$39.20		SF
3 x 24	0.5 SF per PC		\$39.20		SF
3 x 36	0.75 SF per PC				SF
3 x 6	0.125 SF per PC		\$40.24		SF
4 x 4	0.11 SF per PC		\$39.20		SF
4 x 12	0.33 SF per PC		\$37.20		SF
4 x 16	0.44 SF per PC				SF
4 x 24	0.67 SF per PC		\$37.20		SF
4 x 6	0.167 SF per PC		\$40.24		SF
4 x 8	0.22 SF per PC		\$39.04		SF
6 x 6	0.25 SF per PC		\$38.24		SF
6 x 12	0.5 SF per PC		\$35.20		SF
6 x 18	0.75 SF per PC				SF
6 x 24	1 SF per PC		\$35.20		SF
6 x 36	1.5 SF per PC				SF
8 x 8	0.44 SF per PC				SF
8 x 16	0.88 SF per PC				SF
8 x 12	0.67 SF per PC		\$35.20		SF
8 x 24	1.33 SF per PC				SF
9 x 9	0.5625 SF per PC				SF
9 x 18	1.125 SF per PC				SF
9 x 36	2.25 SF per PC				SF
4" Hexagon	0.11 SF per PC		\$82.12		SF
4x7 Rhombo	0.19 SF per PC		\$70.84		SF
CUTASHLAR	4 SF per PC		\$43.52		SF
*2x12 Chevron	0.13 SF per PC		\$50.28		SF
4x16 Chevron	0.36 SF per PC				SF
*6x24 Chevron	0.83 SF per PC		\$45.78		SF

BX (IN BOLD), SOLD IN FULL BOXES

TEAL, SPECIAL ORDER ITEMS

PURPLE, IN-HOUSE FABRICATION

O STONE

Cut To Size Stone



SOBGVCHF12X24

OCEAN BEIGE 12 X 24 X 3/8" HONED &
FILLED STRAIGHT EDGE FIELD

* BRASS / STAINLESS STEEL INSERT
DETAIL PRICING AVAILABLE

SIZE	PACKING	POLISHED	HONED*	BRUSHED	UNITS
Stock/Uncut	<i>*stocked finish</i>		\$25.00	\$34.02	SF
12 x 12	1 SF per PC		\$34.00	\$44.56	SF
12 x 24	2 SF per PC		\$32.96	\$42.80	SF
12 x 18	1.5 SF per PC				SF
16 x 16	1.7 SF per PC				SF
18 x 18	2.25 SF per PC				SF
2 x 2	0.02 SF per PC		\$41.20	\$51.04	SF
24 x 24	4 SF per PC				SF
2 x 12	0.16 SF per PC		\$41.56	\$52.48	SF
2 x 4	0.05 SF per PC		\$39.92	\$49.78	SF
2 x 6	0.083 SF per PC		\$39.92	\$49.78	SF
2 x 8	0.11 SF per PC		\$39.92	\$49.78	SF
3 x 3	0.625 SF per PC		\$39.92	\$49.78	SF
3 x 12	0.25 SF per PC		\$36.96	\$46.82	SF
3 x 24	0.5 SF per PC		\$36.96	\$46.82	SF
3 x 36	0.75 SF per PC				SF
3 x 6	0.125 SF per PC		\$38.00	\$47.84	SF
4 x 4	0.11 SF per PC		\$36.96	\$46.82	SF
4 x 12	0.33 SF per PC		\$34.96	\$44.82	SF
4 x 16	0.44 SF per PC				SF
4 x 24	0.67 SF per PC		\$34.96	\$44.82	SF
4 x 6	0.167 SF per PC		\$38.00	\$47.84	SF
4 x 8	0.22 SF per PC		\$36.80	\$46.66	SF
6 x 6	0.25 SF per PC		\$36.00	\$45.86	SF
6 x 12	0.5 SF per PC		\$32.96	\$42.80	SF
6 x 18	0.75 SF per PC				SF
6 x 24	1 SF per PC		\$32.96	\$42.80	SF
6 x 36	1.5 SF per PC				SF
8 x 8	0.44 SF per PC				SF
8 x 16	0.88 SF per PC				SF
8 x 12	0.67 SF per PC		\$32.96	\$42.80	SF
8 x 24	1.33 SF per PC				SF
9 x 9	0.5625 SF per PC				SF
9 x 18	1.125 SF per PC				SF
9 x 36	2.25 SF per PC				SF
4" Hexagon	0.11 SF per PC		\$77.88	\$96.54	SF
4x7 Rhombo	0.19 SF per PC		\$66.92	\$84.16	SF
CUTASHLAR	4 SF per PC		\$40.96	\$52.22	SF
*2x12 Chevron	0.13 SF per PC		\$47.78	\$58.70	SF
4x16 Chevron	0.36 SF per PC				SF
*6x24 Chevron	0.83 SF per PC		\$43.22	\$54.48	SF

BX (IN BOLD), SOLD IN FULL BOXES

TEAL, SPECIAL ORDER ITEMS

PURPLE, IN-HOUSE FABRICATION

O STONE

Cut To Size Stone



SOBVHF1224

OCEAN BLUE VEIN CUT 12 X 24 X 3/8 HONED & FILLED STRAIGHT EDGE FIELD

extreme range variation

* BRASS / STAINLESS STEEL INSERT
DETAIL PRICING AVAILABLE

SIZE	PACKING	POLISHED	HONED*	BRUSHED	UNITS
Stock/Uncut	*stocked finish		\$32.50	\$39.50	SF
12 x 12	1 SF per PC		\$41.50	\$46.78	SF
12 x 24	2 SF per PC		\$40.50	\$44.43	SF
12 x 18	1.5 SF per PC				SF
16 x 16	1.7 SF per PC				SF
18 x 18	2.25 SF per PC				SF
2 x 2	0.02 SF per PC		\$44.65	\$49.58	SF
24 x 24	4 SF per PC				SF
2 x 12	0.16 SF per PC		\$46.90	\$52.35	SF
2 x 4	0.05 SF per PC		\$43.85	\$48.78	SF
2 x 6	0.083 SF per PC		\$43.85	\$48.78	SF
2 x 8	0.11 SF per PC		\$43.85	\$48.78	SF
3 x 3	0.625 SF per PC		\$43.85	\$48.78	SF
3 x 12	0.25 SF per PC		\$42.00	\$46.93	SF
3 x 24	0.5 SF per PC		\$42.00	\$46.93	SF
3 x 36	0.75 SF per PC				SF
3 x 6	0.125 SF per PC		\$42.65	\$47.58	SF
4 x 4	0.11 SF per PC		\$42.00	\$46.93	SF
4 x 12	0.33 SF per PC		\$40.75	\$45.67	SF
4 x 16	0.44 SF per PC				SF
4 x 24	0.67 SF per PC		\$40.75	\$45.67	SF
4 x 6	0.167 SF per PC		\$42.65	\$47.58	SF
4 x 8	0.22 SF per PC		\$41.90	\$46.83	SF
6 x 6	0.25 SF per PC		\$41.40	\$46.32	SF
6 x 12	0.5 SF per PC		\$39.50	\$44.43	SF
6 x 18	0.75 SF per PC				SF
6 x 24	1 SF per PC		\$39.50	\$44.43	SF
6 x 36	1.5 SF per PC				SF
8 x 8	0.44 SF per PC				SF
8 x 16	0.88 SF per PC				SF
8 x 12	0.67 SF per PC		\$39.50	\$44.43	SF
8 x 24	1.33 SF per PC				SF
9 x 9	0.5625 SF per PC				SF
9 x 18	1.125 SF per PC				SF
9 x 36	2.25 SF per PC				SF
4" Hexagon	0.11 SF per PC		\$84.44	\$93.77	SF
4x7 Rhombo	0.19 SF per PC		\$74.89	\$83.52	SF
CUTASHLAR	4 SF per PC		\$47.21	\$52.84	SF
*2x12 Chevron	0.13 SF per PC		\$54.70	\$60.68	SF
4x16 Chevron	0.36 SF per PC				SF
*6x24 Chevron	0.83 SF per PC		\$48.60	\$54.23	SF


BX (IN BOLD), SOLD IN FULL BOXES

TEAL, SPECIAL ORDER ITEMS

PURPLE, IN-HOUSE FABRICATION

O STONE

Cut To Size Stone



SOBRVPF1224

OCEAN BROWN VEIN CUT 12 X 24 X 1/2 POLISHED
& FILLED

* BRASS / STAINLESS STEEL INSERT
DETAIL PRICING AVAILABLE

SIZE	PACKING	POLISHED*	HONED	BRUSHED	UNITS
Stock/Uncut	<i>*stocked finish</i>	\$33.00			SF
12 x 12	1 SF per PC	\$43.60			SF
12 x 24	2 SF per PC	\$41.92			SF
12 x 18	1.5 SF per PC				SF
16 x 16	1.7 SF per PC				SF
18 x 18	2.25 SF per PC				SF
2 x 2	0.02 SF per PC	\$50.16			SF
24 x 24	4 SF per PC				SF
2 x 12	0.16 SF per PC	\$51.48			SF
2 x 4	0.05 SF per PC	\$48.88			SF
2 x 6	0.083 SF per PC	\$48.88			SF
2 x 8	0.11 SF per PC	\$48.88			SF
3 x 3	0.625 SF per PC	\$48.88			SF
3 x 12	0.25 SF per PC	\$45.92			SF
3 x 24	0.5 SF per PC	\$45.92			SF
3 x 36	0.75 SF per PC				SF
3 x 6	0.125 SF per PC	\$46.96			SF
4 x 4	0.11 SF per PC	\$45.92			SF
4 x 12	0.33 SF per PC	\$43.92			SF
4 x 16	0.44 SF per PC				SF
4 x 24	0.67 SF per PC	\$43.92			SF
4 x 6	0.167 SF per PC	\$46.96			SF
4 x 8	0.22 SF per PC	\$45.76			SF
6 x 6	0.25 SF per PC	\$44.96			SF
6 x 12	0.5 SF per PC	\$41.92			SF
6 x 18	0.75 SF per PC				SF
6 x 24	1 SF per PC	\$41.92			SF
6 x 36	1.5 SF per PC				SF
8 x 8	0.44 SF per PC				SF
8 x 16	0.88 SF per PC				SF
8 x 12	0.67 SF per PC	\$41.92			SF
8 x 24	1.33 SF per PC				SF
9 x 9	0.5625 SF per PC				SF
9 x 18	1.125 SF per PC				SF
9 x 36	2.25 SF per PC				SF
4" Hexagon	0.11 SF per PC	\$94.84			SF
4x7 Rhombo	0.19 SF per PC	\$82.60			SF
CUTASHLAR	4 SF per PC	\$51.20			SF
*2x12 Chevron	0.13 SF per PC	\$58.18			SF
4x16 Chevron	0.36 SF per PC				SF
*6x24 Chevron	0.83 SF per PC	\$53.46			SF

BX (IN BOLD), SOLD IN FULL BOXES

TEAL, SPECIAL ORDER ITEMS

PURPLE, IN-HOUSE FABRICATION

O STONE



Cut To Size Stone



SOBA18

ODESSA BLACK ROMAN ANTIQUED 18" X 18" X
3/8" STRAIGHT EDGE FIELD TILE

SIZE	PACKING	ANTIQUED*	N/A	N/A	UNITS
Stock/Uncut	<i>*stocked finish</i>	\$22.00			SF
12 x 12	1 SF per PC				SF
12 x 24	2 SF per PC				SF
12 x 18	1.5 SF per PC				SF
16 x 16	1.7 SF per PC				SF
18 x 18	2.25 SF per PC	\$28.42			SF
2 x 2	0.02 SF per PC	\$35.70			SF
24 x 24	4 SF per PC				SF
2 x 12	0.16 SF per PC				SF
2 x 4	0.05 SF per PC	\$34.42			SF
2 x 6	0.083 SF per PC				SF
2 x 8	0.11 SF per PC				SF
3 x 3	0.625 SF per PC	\$34.42			SF
3 x 12	0.25 SF per PC				SF
3 x 24	0.5 SF per PC				SF
3 x 36	0.75 SF per PC				SF
3 x 6	0.125 SF per PC	\$32.50			SF
4 x 4	0.11 SF per PC				SF
4 x 12	0.33 SF per PC				SF
4 x 16	0.44 SF per PC				SF
4 x 24	0.67 SF per PC				SF
4 x 6	0.167 SF per PC				SF
4 x 8	0.22 SF per PC				SF
6 x 6	0.25 SF per PC	\$30.52			SF
6 x 12	0.5 SF per PC				SF
6 x 18	0.75 SF per PC	\$27.46			SF
6 x 24	1 SF per PC				SF
6 x 36	1.5 SF per PC				SF
8 x 8	0.44 SF per PC				SF
8 x 16	0.88 SF per PC				SF
8 x 12	0.67 SF per PC				SF
8 x 24	1.33 SF per PC				SF
9 x 9	0.5625 SF per PC	\$28.74			SF
9 x 18	1.125 SF per PC	\$27.46			SF
9 x 36	2.25 SF per PC				SF
4" Hexagon	0.11 SF per PC	\$68.02			SF
4x7 Rhombo	0.19 SF per PC	\$59.71			SF
CUTASHLAR	4 SF per PC				SF
2x12 Chevron	0.13 SF per PC				SF
4x16 Chevron	0.36 SF per PC				SF
6x24 Chevron	0.83 SF per PC				SF

BX (IN BOLD), SOLD IN FULL BOXES

TEAL, SPECIAL ORDER ITEMS

PURPLE, IN-HOUSE FABRICATION

P STONE

Cut To Size Stone



SPWH1224

PACIFIC WHITE HONED 12" X 24" X 3/8" FIELD
TILE

TECH SPECS: PACIFIC WHITE RANGE VARIES
WITHIN A SINGLE LOT. WE STRONGLY SUGGEST
A DRY LAYOUT AND 25% OVERAGE OF MATERIAL
TO ALLOW FOR PROPER BLENDING.

* BRASS / STAINLESS STEEL INSERT
DETAIL PRICING AVAILABLE

SIZE	PACKING	POLISHED	HONED*	BRUSHED	UNITS
Stock/Uncut	<i>*stocked finish</i>	\$23.84	\$15.00	\$23.24	SF
12 x 12	1 SF per PC	\$33.96	\$22.00	\$32.56	SF
12 x 24	2 SF per PC	\$33.02	\$21.76	\$31.60	SF
12 x 18	1.5 SF per PC				SF
16 x 16	1.7 SF per PC				SF
18 x 18	2.25 SF per PC				SF
2 x 2	0.02 SF per PC	\$41.18	\$30.00	\$39.84	SF
24 x 24	4 SF per PC				SF
2 x 12	0.16 SF per PC	\$41.54	\$29.16	\$40.08	SF
2 x 4	0.05 SF per PC	\$39.92	\$28.72	\$38.58	SF
2 x 6	0.083 SF per PC	\$39.92	\$28.72	\$38.58	SF
2 x 8	0.11 SF per PC	\$39.92	\$28.72	\$38.58	SF
3 x 3	0.625 SF per PC	\$39.92	\$28.72	\$38.58	SF
3 x 12	0.25 SF per PC	\$36.98	\$25.76	\$35.62	SF
3 x 24	0.5 SF per PC	\$36.98	\$25.76	\$35.62	SF
3 x 36	0.75 SF per PC				SF
3 x 6	0.125 SF per PC	\$37.98	\$26.80	\$36.64	SF
4 x 4	0.11 SF per PC	\$36.98	\$25.76	\$35.62	SF
4 x 12	0.33 SF per PC	\$34.98	\$23.76	\$33.62	SF
4 x 16	0.44 SF per PC				SF
4 x 24	0.67 SF per PC	\$34.98	\$23.76	\$33.62	SF
4 x 6	0.167 SF per PC	\$37.98	\$26.80	\$36.64	SF
4 x 8	0.22 SF per PC	\$36.80	\$25.60	\$35.46	SF
6 x 6	0.25 SF per PC	\$36.00	\$24.80	\$34.66	SF
6 x 12	0.5 SF per PC	\$32.94	\$21.76	\$31.60	SF
6 x 18	0.75 SF per PC				SF
6 x 24	1 SF per PC	\$32.94	\$21.76	\$31.60	SF
6 x 36	1.5 SF per PC				SF
8 x 8	0.44 SF per PC				SF
8 x 16	0.88 SF per PC				SF
8 x 12	0.67 SF per PC	\$32.94	\$21.76	\$31.60	SF
8 x 24	1.33 SF per PC				SF
9 x 9	0.5625 SF per PC				SF
9 x 18	1.125 SF per PC				SF
9 x 36	2.25 SF per PC				SF
4" Hexagon	0.11 SF per PC	\$77.86	\$56.68	\$75.34	SF
4x7 Rhombo	0.19 SF per PC	\$66.88	\$47.32	\$64.56	SF
CUTASHLAR	4 SF per PC	\$40.96	\$28.16	\$39.42	SF
*2x12 Chevron	0.13 SF per PC	\$50.66	\$37.20	\$49.18	SF
4x16 Chevron	0.36 SF per PC				SF
*6x24 Chevron	0.83 SF per PC	\$43.22	\$30.42	\$41.68	SF



COMMODITY PRICING

BX (IN BOLD), SOLD IN FULL BOXES

TEAL, SPECIAL ORDER ITEMS

PURPLE, IN-HOUSE FABRICATION

P STONE



Cut To Size Stone



SPWP12

PACIFIC WHITE 12 X 12 X 3/8 POLISHED FIELD

TECH SPECS: PACIFIC WHITE RANGE VARIES WITHIN A SINGLE LOT. WE STRONGLY SUGGEST A DRY LAYOUT AND 25% OVERAGE OF MATERIAL TO ALLOW FOR PROPER BLENDING.

* BRASS / STAINLESS STEEL INSERT DETAIL PRICING AVAILABLE

SIZE	PACKING	POLISHED*	HONED	BRUSHED	UNITS
Stock/Uncut	<i>*stocked finish</i>	\$12.50	\$20.28	\$20.28	SF
12 x 12	1 SF per PC	\$18.74	\$29.12	\$29.12	SF
12 x 24	2 SF per PC				SF
12 x 18	1.5 SF per PC				SF
16 x 16	1.7 SF per PC				SF
18 x 18	2.25 SF per PC				SF
2 x 2	0.02 SF per PC	\$27.20	\$37.04	\$37.04	SF
24 x 24	4 SF per PC				SF
2 x 12	0.16 SF per PC	\$25.82	\$36.56	\$36.56	SF
2 x 4	0.05 SF per PC	\$25.92	\$35.78	\$35.78	SF
2 x 6	0.083 SF per PC	\$25.92	\$35.78	\$35.78	SF
2 x 8	0.11 SF per PC				SF
3 x 3	0.625 SF per PC	\$25.92	\$35.78	\$35.78	SF
3 x 12	0.25 SF per PC	\$22.96	\$32.82	\$32.82	SF
3 x 24	0.5 SF per PC				SF
3 x 36	0.75 SF per PC				SF
3 x 6	0.125 SF per PC	\$24.00	\$33.84	\$33.84	SF
4 x 4	0.11 SF per PC	\$22.96	\$32.82	\$32.82	SF
4 x 12	0.33 SF per PC	\$20.96	\$30.82	\$30.82	SF
4 x 16	0.44 SF per PC				SF
4 x 24	0.67 SF per PC				SF
4 x 6	0.167 SF per PC	\$24.00	\$33.84	\$33.84	SF
4 x 8	0.22 SF per PC				SF
6 x 6	0.25 SF per PC	\$22.00	\$31.86	\$31.86	SF
6 x 12	0.5 SF per PC	\$18.96	\$28.80	\$28.80	SF
6 x 18	0.75 SF per PC				SF
6 x 24	1 SF per PC				SF
6 x 36	1.5 SF per PC				SF
8 x 8	0.44 SF per PC				SF
8 x 16	0.88 SF per PC				SF
8 x 12	0.67 SF per PC				SF
8 x 24	1.33 SF per PC				SF
9 x 9	0.5625 SF per PC				SF
9 x 18	1.125 SF per PC				SF
9 x 36	2.25 SF per PC				SF
4" Hexagon	0.11 SF per PC	\$51.12	\$69.60	\$69.60	SF
4x7 Rhombo	0.19 SF per PC	\$42.18	\$59.24	\$59.24	SF
CUTASHLAR	4 SF per PC				SF
*2x12 Chevron	0.13 SF per PC	\$35.04	\$47.88	\$47.88	SF
4x16 Chevron	0.36 SF per PC				SF
6x24 Chevron	0.83 SF per PC				SF



COMMODITY PRICING

BX (IN BOLD), SOLD IN FULL BOXES

TEAL, SPECIAL ORDER ITEMS

PURPLE, IN-HOUSE FABRICATION

P STONE

Cut To Size Stone



SPWP1224

PACIFIC WHITE 12 X 24 X 3/8 POLISHED FIELD

TECH SPECS: PACIFIC WHITE RANGE VARIES WITHIN A SINGLE LOT. WE STRONGLY SUGGEST A DRY LAYOUT AND 25% OVERAGE OF MATERIAL TO ALLOW FOR PROPER BLENDING.

* BRASS / STAINLESS STEEL INSERT
DETAIL PRICING AVAILABLE

SIZE	PACKING	POLISHED*	HONED	BRUSHED	UNITS
Stock/Uncut	<i>*stocked finish</i>	\$15.50	\$23.24	\$23.24	SF
12 x 12	1 SF per PC	\$22.00	\$32.56	\$32.56	SF
12 x 24	2 SF per PC	\$21.76	\$31.60	\$31.60	SF
12 x 18	1.5 SF per PC				SF
16 x 16	1.7 SF per PC				SF
18 x 18	2.25 SF per PC				SF
2 x 2	0.02 SF per PC	\$30.00	\$39.84	\$39.84	SF
24 x 24	4 SF per PC				SF
2 x 12	0.16 SF per PC	\$29.16	\$40.08	\$40.08	SF
2 x 4	0.05 SF per PC	\$28.72	\$38.58	\$38.58	SF
2 x 6	0.083 SF per PC	\$28.72	\$38.58	\$38.58	SF
2 x 8	0.11 SF per PC	\$28.72	\$38.58	\$38.58	SF
3 x 3	0.625 SF per PC	\$28.72	\$38.58	\$38.58	SF
3 x 12	0.25 SF per PC	\$25.76	\$35.62	\$35.62	SF
3 x 24	0.5 SF per PC	\$25.76	\$35.62	\$35.62	SF
3 x 36	0.75 SF per PC				SF
3 x 6	0.125 SF per PC	\$26.80	\$36.64	\$36.64	SF
4 x 4	0.11 SF per PC	\$25.76	\$35.62	\$35.62	SF
4 x 12	0.33 SF per PC	\$23.76	\$33.62	\$33.62	SF
4 x 16	0.44 SF per PC				SF
4 x 24	0.67 SF per PC	\$23.76	\$33.62	\$33.62	SF
4 x 6	0.167 SF per PC	\$26.80	\$36.64	\$36.64	SF
4 x 8	0.22 SF per PC	\$25.60	\$35.46	\$35.46	SF
6 x 6	0.25 SF per PC	\$24.80	\$34.66	\$34.66	SF
6 x 12	0.5 SF per PC	\$21.76	\$31.60	\$31.60	SF
6 x 18	0.75 SF per PC				SF
6 x 24	1 SF per PC	\$21.76	\$31.60	\$31.60	SF
6 x 36	1.5 SF per PC				SF
8 x 8	0.44 SF per PC				SF
8 x 16	0.88 SF per PC				SF
8 x 12	0.67 SF per PC	\$21.76	\$31.60	\$31.60	SF
8 x 24	1.33 SF per PC				SF
9 x 9	0.5625 SF per PC				SF
9 x 18	1.125 SF per PC				SF
9 x 36	2.25 SF per PC				SF
4" Hexagon	0.11 SF per PC	\$56.68	\$75.34	\$75.34	SF
4x7 Rhombo	0.19 SF per PC	\$47.32	\$64.56	\$64.56	SF
CUTASHLAR	4 SF per PC	\$28.16	\$39.42	\$39.42	SF
*2x12 Chevron	0.13 SF per PC	\$37.20	\$49.18	\$49.18	SF
4x16 Chevron	0.36 SF per PC				SF
*6x24 Chevron	0.83 SF per PC	\$30.42	\$41.68	\$41.68	SF



COMMODITY PRICING

BX (IN BOLD), SOLD IN FULL BOXES

TEAL, SPECIAL ORDER ITEMS

PURPLE, IN-HOUSE FABRICATION

P STONE



Cut To Size Stone



SPWP18

PACIFIC WHITE 18 X 18 X 3/8 POLISHED FIELD

TECH SPECS: PACIFIC WHITE RANGE VARIES WITHIN A SINGLE LOT. WE STRONGLY SUGGEST A DRY LAYOUT AND 25% OVERAGE OF MATERIAL TO ALLOW FOR PROPER BLENDING.

SIZE	PACKING	POLISHED*	HONED	BRUSHED	UNITS
Stock/Uncut	<i>*stocked finish</i>	\$17.00	\$24.32	\$24.32	SF
12 x 12	1 SF per PC				SF
12 x 24	2 SF per PC				SF
12 x 18	1.5 SF per PC				SF
16 x 16	1.7 SF per PC				SF
18 x 18	2.25 SF per PC	\$23.92	\$33.82	\$33.82	SF
2 x 2	0.02 SF per PC	\$31.20	\$41.10	\$41.10	SF
24 x 24	4 SF per PC				SF
2 x 12	0.16 SF per PC				SF
2 x 4	0.05 SF per PC				SF
2 x 6	0.083 SF per PC	\$29.92	\$39.82	\$39.82	SF
2 x 8	0.11 SF per PC				SF
3 x 3	0.625 SF per PC	\$29.92	\$39.82	\$39.82	SF
3 x 12	0.25 SF per PC				SF
3 x 24	0.5 SF per PC				SF
3 x 36	0.75 SF per PC				SF
3 x 6	0.125 SF per PC	\$28.00	\$37.90	\$37.90	SF
4 x 4	0.11 SF per PC				SF
4 x 12	0.33 SF per PC				SF
4 x 16	0.44 SF per PC				SF
4 x 24	0.67 SF per PC				SF
4 x 6	0.167 SF per PC				SF
4 x 8	0.22 SF per PC				SF
6 x 6	0.25 SF per PC	\$26.02	\$35.92	\$35.92	SF
6 x 12	0.5 SF per PC				SF
6 x 18	0.75 SF per PC	\$22.96	\$32.86	\$32.86	SF
6 x 24	1 SF per PC				SF
6 x 36	1.5 SF per PC				SF
8 x 8	0.44 SF per PC				SF
8 x 16	0.88 SF per PC				SF
8 x 12	0.67 SF per PC				SF
8 x 24	1.33 SF per PC				SF
9 x 9	0.5625 SF per PC	\$24.24	\$34.14	\$34.14	SF
9 x 18	1.125 SF per PC	\$22.96	\$32.86	\$32.86	SF
9 x 36	2.25 SF per PC				SF
4" Hexagon	0.11 SF per PC				SF
4x7 Rhombo	0.19 SF per PC				SF
CUTASHLAR	4 SF per PC				SF
2x12 Chevron	0.13 SF per PC				SF
4x16 Chevron	0.36 SF per PC				SF
6x24 Chevron	0.83 SF per PC				SF



COMMODITY PRICING

BX (IN BOLD), SOLD IN FULL BOXES

TEAL, SPECIAL ORDER ITEMS

PURPLE, IN-HOUSE FABRICATION

P STONE

Cut To Size Stone



SPWP1836

PACIFIC WHITE 18 X 36 X 3/8 POLISHED FIELD

TECH SPECS: PACIFIC WHITE RANGE VARIES WITHIN A SINGLE LOT. WE STRONGLY SUGGEST A DRY LAYOUT AND 25% OVERAGE OF MATERIAL TO ALLOW FOR PROPER BLENDING.

SIZE	PACKING	POLISHED*	HONED	BRUSHED	UNITS
Stock/Uncut	*stocked finish	\$19.00			SF
12 x 12	1 SF per PC				SF
12 x 24	2 SF per PC				SF
12 x 18	1.5 SF per PC				SF
16 x 16	1.7 SF per PC				SF
18 x 18	2.25 SF per PC				SF
2 x 2	0.02 SF per PC				SF
24 x 24	4 SF per PC				SF
2 x 12	0.16 SF per PC				SF
2 x 4	0.05 SF per PC				SF
2 x 6	0.083 SF per PC				SF
2 x 8	0.11 SF per PC				SF
3 x 3	0.625 SF per PC				SF
3 x 12	0.25 SF per PC				SF
3 x 24	0.5 SF per PC				SF
3 x 36	0.75 SF per PC	\$30.36			SF
3 x 6	0.125 SF per PC				SF
4 x 4	0.11 SF per PC				SF
4 x 12	0.33 SF per PC				SF
4 x 16	0.44 SF per PC				SF
4 x 24	0.67 SF per PC				SF
4 x 6	0.167 SF per PC				SF
4 x 8	0.22 SF per PC				SF
6 x 6	0.25 SF per PC				SF
6 x 12	0.5 SF per PC				SF
6 x 18	0.75 SF per PC				SF
6 x 24	1 SF per PC				SF
6 x 36	1.5 SF per PC	\$28.84			SF
8 x 8	0.44 SF per PC				SF
8 x 16	0.88 SF per PC				SF
8 x 12	0.67 SF per PC				SF
8 x 24	1.33 SF per PC				SF
9 x 9	0.5625 SF per PC				SF
9 x 18	1.125 SF per PC				SF
9 x 36	2.25 SF per PC	\$28.84			SF
4" Hexagon	0.11 SF per PC				SF
4x7 Rhombo	0.19 SF per PC				SF
CUTASHLAR	4 SF per PC				SF
2x12 Chevron	0.13 SF per PC				SF
4x16 Chevron	0.36 SF per PC				SF
6x24 Chevron	0.83 SF per PC				SF



COMMODITY PRICING

BX (IN BOLD), SOLD IN FULL BOXES

TEAL, SPECIAL ORDER ITEMS

PURPLE, IN-HOUSE FABRICATION

P STONE

Cut To Size Stone



SPBCCP18

PALISANDRO BLUETTE CROSS CUT 18 X 18 X 3/8
POLISHED FIELD

install with granirapid only, see installation products

TECH SPECS: do not install with organic adhesive, or
areas with rising moisture

SIZE	PACKING	POLISHED*	HONED	BRUSHED	UNITS
Stock/Uncut	<i>*stocked finish</i>	\$59.00	\$69.56	\$69.56	SF
12 x 12	1 SF per PC				SF
12 x 24	2 SF per PC				SF
12 x 18	1.5 SF per PC				SF
16 x 16	1.7 SF per PC				SF
18 x 18	2.25 SF per PC	\$71.56	\$81.28	\$81.28	SF
2 x 2	0.02 SF per PC	\$78.86	\$88.58	\$88.58	SF
24 x 24	4 SF per PC				SF
2 x 12	0.16 SF per PC				SF
2 x 4	0.05 SF per PC				SF
2 x 6	0.083 SF per PC	\$77.58	\$87.30	\$87.30	SF
2 x 8	0.11 SF per PC				SF
3 x 3	0.625 SF per PC	\$77.58	\$87.30	\$87.30	SF
3 x 12	0.25 SF per PC				SF
3 x 24	0.5 SF per PC				SF
3 x 36	0.75 SF per PC				SF
3 x 6	0.125 SF per PC	\$75.68	\$85.38	\$85.38	SF
4 x 4	0.11 SF per PC				SF
4 x 12	0.33 SF per PC				SF
4 x 16	0.44 SF per PC				SF
4 x 24	0.67 SF per PC				SF
4 x 6	0.167 SF per PC				SF
4 x 8	0.22 SF per PC				SF
6 x 6	0.25 SF per PC	\$73.66	\$83.36	\$83.36	SF
6 x 12	0.5 SF per PC				SF
6 x 18	0.75 SF per PC	\$70.62	\$80.32	\$80.32	SF
6 x 24	1 SF per PC				SF
6 x 36	1.5 SF per PC				SF
8 x 8	0.44 SF per PC				SF
8 x 16	0.88 SF per PC				SF
8 x 12	0.67 SF per PC				SF
8 x 24	1.33 SF per PC				SF
9 x 9	0.5625 SF per PC	\$71.90	\$81.60	\$81.60	SF
9 x 18	1.125 SF per PC	\$70.62	\$80.32	\$80.32	SF
9 x 36	2.25 SF per PC				SF
4" Hexagon	0.11 SF per PC				SF
4x7 Rhombo	0.19 SF per PC				SF
CUTASHLAR	4 SF per PC				SF
2x12 Chevron	0.13 SF per PC				SF
4x16 Chevron	0.36 SF per PC				SF
6x24 Chevron	0.83 SF per PC				SF

BX (IN BOLD), SOLD IN FULL BOXES

TEAL, SPECIAL ORDER ITEMS

PURPLE, IN-HOUSE FABRICATION

R STONE



Cut To Size Stone



YWHSL12

RIVERSHELL WHITE POLISHED 12" X 12" X 3/8"
FIELD TILE

SUITABLE FOR LIGHT TRAFFIC FLOORS AND
WALLS AND STANDARD SHOWER WALLS ONLY
SUITABLE FOR USE IN CUSTOM WATER JET
PATTERNS. UPCHARGES MAY APPLY.

* BRASS / STAINLESS STEEL INSERT DETAIL
PRICING AVAILABLE

SIZE	PACKING	POLISHED*	HONED	BRUSHED	UNITS
Stock/Uncut	<i>*stocked finish</i>	\$80.00			SF
12 x 12	1 SF per PC	\$118.10			SF
12 x 24	2 SF per PC				SF
12 x 18	1.5 SF per PC				SF
16 x 16	1.7 SF per PC				SF
18 x 18	2.25 SF per PC				SF
2 x 2	0.02 SF per PC	\$117.06			SF
24 x 24	4 SF per PC				SF
2 x 12	0.16 SF per PC	\$125.59			SF
2 x 4	0.05 SF per PC	\$116.25			SF
2 x 6	0.083 SF per PC	\$116.25			SF
2 x 8	0.11 SF per PC				SF
3 x 3	0.625 SF per PC	\$116.25			SF
3 x 12	0.25 SF per PC	\$114.41			SF
3 x 24	0.5 SF per PC				SF
3 x 36	0.75 SF per PC				SF
3 x 6	0.125 SF per PC	\$115.05			SF
4 x 4	0.11 SF per PC	\$114.41			SF
4 x 12	0.33 SF per PC	\$113.15			SF
4 x 16	0.44 SF per PC				SF
4 x 24	0.67 SF per PC				SF
4 x 6	0.167 SF per PC	\$115.05			SF
4 x 8	0.22 SF per PC				SF
6 x 6	0.25 SF per PC	\$113.80			SF
6 x 12	0.5 SF per PC	\$111.90			SF
6 x 18	0.75 SF per PC				SF
6 x 24	1 SF per PC				SF
6 x 36	1.5 SF per PC				SF
8 x 8	0.44 SF per PC				SF
8 x 16	0.88 SF per PC				SF
8 x 12	0.67 SF per PC				SF
8 x 24	1.33 SF per PC				SF
9 x 9	0.5625 SF per PC				SF
9 x 18	1.125 SF per PC				SF
9 x 36	2.25 SF per PC				SF
4" Hexagon	0.11 SF per PC	\$221.26			SF
4x7 Rhombo	0.19 SF per PC	\$119.91			SF
CUTASHLAR	4 SF per PC				SF
*2x12 Chevron	0.13 SF per PC	\$153.30			SF
4x16 Chevron	0.36 SF per PC				SF
6x24 Chevron	0.83 SF per PC				SF

BX (IN BOLD), SOLD IN FULL BOXES

TEAL, SPECIAL ORDER ITEMS

PURPLE, IN-HOUSE FABRICATION

S STONE

Cut To Size Stone



SBLKSCRAF1224

SCRAFITTO BLACK MIXED FINISH 12" X 24" X 3/8"
FIELD TILE

* BRASS / STAINLESS STEEL INSERT
DETAIL PRICING AVAILABLE

SIZE	PACKING	POLISHED	HONED	SCRAFITTO*	UNITS
Stock/Uncut	<i>*stocked finish</i>			\$38.00	SF
12 x 12	1 SF per PC			\$48.10	SF
12 x 24	2 SF per PC			\$45.62	SF
12 x 18	1.5 SF per PC				SF
16 x 16	1.7 SF per PC				SF
18 x 18	2.25 SF per PC				SF
2 x 2	0.02 SF per PC			\$50.82	SF
24 x 24	4 SF per PC				SF
2 x 12	0.16 SF per PC			\$53.28	SF
2 x 4	0.05 SF per PC			\$50.02	SF
2 x 6	0.083 SF per PC			\$50.02	SF
2 x 8	0.11 SF per PC			\$50.02	SF
3 x 3	0.625 SF per PC			\$50.02	SF
3 x 12	0.25 SF per PC			\$48.12	SF
3 x 24	0.5 SF per PC			\$48.12	SF
3 x 36	0.75 SF per PC				SF
3 x 6	0.125 SF per PC			\$48.82	SF
4 x 4	0.11 SF per PC			\$48.12	SF
4 x 12	0.33 SF per PC			\$46.92	SF
4 x 16	0.44 SF per PC				SF
4 x 24	0.67 SF per PC			\$46.92	SF
4 x 6	0.167 SF per PC			\$48.82	SF
4 x 8	0.22 SF per PC			\$48.02	SF
6 x 6	0.25 SF per PC			\$47.52	SF
6 x 12	0.5 SF per PC			\$45.62	SF
6 x 18	0.75 SF per PC				SF
6 x 24	1 SF per PC			\$45.62	SF
6 x 36	1.5 SF per PC				SF
8 x 8	0.44 SF per PC				SF
8 x 16	0.88 SF per PC				SF
8 x 12	0.67 SF per PC			\$45.62	SF
8 x 24	1.33 SF per PC				SF
9 x 9	0.5625 SF per PC				SF
9 x 18	1.125 SF per PC				SF
9 x 36	2.25 SF per PC				SF
4" Hexagon	0.11 SF per PC			\$96.12	SF
4x7 Rhombo	0.19 SF per PC			\$85.56	SF
CUTASHLAR	4 SF per PC			\$54.08	SF
*2x12 Chevron	0.13 SF per PC			\$62.16	SF
4x16 Chevron	0.36 SF per PC				SF
*6x24 Chevron	0.83 SF per PC			\$55.68	SF

BX (IN BOLD), SOLD IN FULL BOXES

TEAL, SPECIAL ORDER ITEMS

PURPLE, IN-HOUSE FABRICATION

S STONE

Cut To Size Stone



SSILTVHF1224

SILVER TRAVERTINE VEIN CUT FILLED HONED

12" X 24" X 3/8" STRAIGHT EDGE FIELD TILE

extreme range variation

* BRASS / STAINLESS STEEL INSERT

DETAIL PRICING AVAILABLE

BX (IN BOLD), SOLD IN FULL BOXES

TEAL, SPECIAL ORDER ITEMS

PURPLE, IN-HOUSE FABRICATION

SIZE	PACKING	POLISHED	HONED*	BRUSHED	UNITS
Stock/Uncut	<i>*stocked finish</i>		\$27.50	\$34.64	SF
12 x 12	1 SF per PC		\$36.10	\$41.38	SF
12 x 24	2 SF per PC		\$35.46	\$39.39	SF
12 x 18	1.5 SF per PC				SF
16 x 16	1.7 SF per PC				SF
18 x 18	2.25 SF per PC				SF
2 x 2	0.02 SF per PC		\$39.61	\$44.54	SF
24 x 24	4 SF per PC				SF
2 x 12	0.16 SF per PC		\$41.32	\$46.77	SF
2 x 4	0.05 SF per PC		\$38.81	\$43.74	SF
2 x 6	0.083 SF per PC		\$38.81	\$43.74	SF
2 x 8	0.11 SF per PC		\$38.81	\$43.74	SF
3 x 3	0.625 SF per PC		\$38.81	\$43.74	SF
3 x 12	0.25 SF per PC		\$36.96	\$41.89	SF
3 x 24	0.5 SF per PC		\$36.96	\$41.89	SF
3 x 36	0.75 SF per PC				SF
3 x 6	0.125 SF per PC		\$37.61	\$42.54	SF
4 x 4	0.11 SF per PC		\$36.96	\$41.89	SF
4 x 12	0.33 SF per PC		\$35.71	\$40.63	SF
4 x 16	0.44 SF per PC				SF
4 x 24	0.67 SF per PC		\$35.71	\$40.63	SF
4 x 6	0.167 SF per PC		\$37.61	\$42.54	SF
4 x 8	0.22 SF per PC		\$36.86	\$41.79	SF
6 x 6	0.25 SF per PC		\$36.36	\$41.28	SF
6 x 12	0.5 SF per PC		\$34.46	\$39.39	SF
6 x 18	0.75 SF per PC				SF
6 x 24	1 SF per PC		\$34.46	\$39.39	SF
6 x 36	1.5 SF per PC				SF
8 x 8	0.44 SF per PC				SF
8 x 16	0.88 SF per PC				SF
8 x 12	0.67 SF per PC		\$34.46	\$39.39	SF
8 x 24	1.33 SF per PC				SF
9 x 9	0.5625 SF per PC				SF
9 x 18	1.125 SF per PC				SF
9 x 36	2.25 SF per PC				SF
4" Hexagon	0.11 SF per PC		\$74.90	\$84.23	SF
4x7 Rhombo	0.19 SF per PC		\$66.07	\$74.70	SF
CUTASHLAR	4 SF per PC		\$41.45	\$47.08	SF
*2x12 Chevron	0.13 SF per PC		\$48.58	\$54.56	SF
4x16 Chevron	0.36 SF per PC				SF
*6x24 Chevron	0.83 SF per PC		\$42.84	\$48.47	SF

S STONE

Cut To Size Stone



SSWVP1224

SILVER WAVE POLISHED 12" X 24" X 3/8" FIELD
TILE

* BRASS / STAINLESS STEEL INSERT
DETAIL PRICING AVAILABLE

SIZE	PACKING	POLISHED*	HONED	BRUSHED	UNITS
Stock/Uncut	<i>*stocked finish</i>	\$16.00	\$23.20	\$23.20	SF
12 x 12	1 SF per PC	\$20.50	\$27.50	\$27.50	SF
12 x 24	2 SF per PC	\$19.90	\$26.90	\$26.90	SF
12 x 18	1.5 SF per PC				SF
16 x 16	1.7 SF per PC				SF
18 x 18	2.25 SF per PC				SF
2 x 2	0.02 SF per PC	\$25.05	\$32.05	\$32.05	SF
24 x 24	4 SF per PC				SF
2 x 12	0.16 SF per PC	\$25.26	\$32.26	\$32.26	SF
2 x 4	0.05 SF per PC	\$24.25	\$31.25	\$31.25	SF
2 x 6	0.083 SF per PC	\$24.25	\$31.25	\$31.25	SF
2 x 8	0.11 SF per PC	\$24.25	\$31.25	\$31.25	SF
3 x 3	0.625 SF per PC	\$24.25	\$31.25	\$31.25	SF
3 x 12	0.25 SF per PC	\$22.40	\$29.40	\$29.40	SF
3 x 24	0.5 SF per PC	\$22.40	\$29.40	\$29.40	SF
3 x 36	0.75 SF per PC				SF
3 x 6	0.125 SF per PC	\$23.05	\$30.05	\$30.05	SF
4 x 4	0.11 SF per PC	\$22.40	\$29.40	\$29.40	SF
4 x 12	0.33 SF per PC	\$21.15	\$28.15	\$28.15	SF
4 x 16	0.44 SF per PC				SF
4 x 24	0.67 SF per PC	\$21.15	\$28.15	\$28.15	SF
4 x 6	0.167 SF per PC	\$23.05	\$30.05	\$30.05	SF
4 x 8	0.22 SF per PC	\$22.30	\$29.30	\$29.30	SF
6 x 6	0.25 SF per PC	\$21.80	\$28.80	\$28.80	SF
6 x 12	0.5 SF per PC	\$19.90	\$26.90	\$26.90	SF
6 x 18	0.75 SF per PC				SF
6 x 24	1 SF per PC	\$19.90	\$26.90	\$26.90	SF
6 x 36	1.5 SF per PC				SF
8 x 8	0.44 SF per PC				SF
8 x 16	0.88 SF per PC				SF
8 x 12	0.67 SF per PC	\$19.90	\$26.90	\$26.90	SF
8 x 24	1.33 SF per PC				SF
9 x 9	0.5625 SF per PC				SF
9 x 18	1.125 SF per PC				SF
9 x 36	2.25 SF per PC				SF
4" Hexagon	0.11 SF per PC	\$47.35	\$54.35	\$54.35	SF
4x7 Rhombo	0.19 SF per PC	\$40.60	\$47.60	\$47.60	SF
CUTASHLAR	4 SF per PC	\$24.80	\$31.80	\$31.80	SF
*2x12 Chevron	0.13 SF per PC	\$30.90	\$37.90	\$37.90	SF
4x16 Chevron	0.36 SF per PC				SF
*6x24 Chevron	0.83 SF per PC	\$26.20	\$33.20	\$33.20	SF

BX (IN BOLD), SOLD IN FULL BOXES

TEAL, SPECIAL ORDER ITEMS

PURPLE, IN-HOUSE FABRICATION

S STONE



Cut To Size Stone



SSMH12

SMOKE 12 X 12 X 3/8 HONED FIELD

TECH SPECS: install with mapei granirapid only,
crated material; packed to order

SIZE	PACKING	POLISHED	HONED*	BRUSHED	UNITS
Stock/Uncut	<i>*stocked finish</i>		\$21.00		SF
12 x 12	1 SF per PC		\$27.28		SF
12 x 24	2 SF per PC				SF
12 x 18	1.5 SF per PC				SF
16 x 16	1.7 SF per PC				SF
18 x 18	2.25 SF per PC				SF
2 x 2	0.02 SF per PC		\$31.77		SF
24 x 24	4 SF per PC				SF
2 x 12	0.16 SF per PC		\$32.22		SF
2 x 4	0.05 SF per PC		\$30.97		SF
2 x 6	0.083 SF per PC		\$30.97		SF
2 x 8	0.11 SF per PC				SF
3 x 3	0.625 SF per PC		\$30.97		SF
3 x 12	0.25 SF per PC		\$29.12		SF
3 x 24	0.5 SF per PC				SF
3 x 36	0.75 SF per PC				SF
3 x 6	0.125 SF per PC		\$29.77		SF
4 x 4	0.11 SF per PC		\$29.12		SF
4 x 12	0.33 SF per PC		\$27.87		SF
4 x 16	0.44 SF per PC				SF
4 x 24	0.67 SF per PC				SF
4 x 6	0.167 SF per PC		\$29.77		SF
4 x 8	0.22 SF per PC				SF
6 x 6	0.25 SF per PC		\$28.52		SF
6 x 12	0.5 SF per PC		\$26.62		SF
6 x 18	0.75 SF per PC				SF
6 x 24	1 SF per PC				SF
6 x 36	1.5 SF per PC				SF
8 x 8	0.44 SF per PC				SF
8 x 16	0.88 SF per PC				SF
8 x 12	0.67 SF per PC				SF
8 x 24	1.33 SF per PC				SF
9 x 9	0.5625 SF per PC				SF
9 x 18	1.125 SF per PC				SF
9 x 36	2.25 SF per PC				SF
4" Hexagon	0.11 SF per PC		\$59.65		SF
4x7 Rhombo	0.19 SF per PC		\$51.94		SF
CUTASHLAR	4 SF per PC				SF
2x12 Chevron	0.13 SF per PC		\$40.83		SF
4x16 Chevron	0.36 SF per PC				SF
6x24 Chevron	0.83 SF per PC				SF

BX (IN BOLD), SOLD IN FULL BOXES

TEAL, SPECIAL ORDER ITEMS

PURPLE, IN-HOUSE FABRICATION

S STONE



Cut To Size Stone



SSMW12

SMOKE 12 X 12 X 3/8 LIGHTLY BRUSHED FIELD

TECH SPECS: install with mapei granirapid only

* BRASS / STAINLESS STEEL INSERT
DETAIL PRICING AVAILABLE

BX (IN BOLD), SOLD IN FULL BOXES

TEAL, SPECIAL ORDER ITEMS

PURPLE, IN-HOUSE FABRICATION

SIZE	PACKING	POLISHED	HONED	BRUSHED*	UNITS
Stock/Uncut	<i>*stocked finish</i>			\$22.00	SF
12 x 12	1 SF per PC			\$27.99	SF
12 x 24	2 SF per PC				SF
12 x 18	1.5 SF per PC				SF
16 x 16	1.7 SF per PC				SF
18 x 18	2.25 SF per PC				SF
2 x 2	0.02 SF per PC			\$32.44	SF
24 x 24	4 SF per PC				SF
2 x 12	0.16 SF per PC			\$32.95	SF
2 x 4	0.05 SF per PC			\$31.64	SF
2 x 6	0.083 SF per PC			\$31.64	SF
2 x 8	0.11 SF per PC				SF
3 x 3	0.625 SF per PC			\$31.64	SF
3 x 12	0.25 SF per PC			\$29.79	SF
3 x 24	0.5 SF per PC				SF
3 x 36	0.75 SF per PC				SF
3 x 6	0.125 SF per PC			\$30.44	SF
4 x 4	0.11 SF per PC			\$29.79	SF
4 x 12	0.33 SF per PC			\$28.54	SF
4 x 16	0.44 SF per PC				SF
4 x 24	0.67 SF per PC				SF
4 x 6	0.167 SF per PC			\$30.44	SF
4 x 8	0.22 SF per PC				SF
6 x 6	0.25 SF per PC			\$29.19	SF
6 x 12	0.5 SF per PC			\$27.29	SF
6 x 18	0.75 SF per PC				SF
6 x 24	1 SF per PC				SF
6 x 36	1.5 SF per PC				SF
8 x 8	0.44 SF per PC				SF
8 x 16	0.88 SF per PC				SF
8 x 12	0.67 SF per PC				SF
8 x 24	1.33 SF per PC				SF
9 x 9	0.5625 SF per PC				SF
9 x 18	1.125 SF per PC				SF
9 x 36	2.25 SF per PC				SF
4" Hexagon	0.11 SF per PC			\$60.91	SF
4x7 Rhombo	0.19 SF per PC			\$53.10	SF
CUTASHLAR	4 SF per PC				SF
*2x12 Chevron	0.13 SF per PC			\$42.04	SF
4x16 Chevron	0.36 SF per PC				SF
6x24 Chevron	0.83 SF per PC				SF

S STONE

Cut To Size Stone



SSMH1224

SMOKE 12 X 24 X 3/8 HONED FIELD

TECH SPECS: install with mapei granirapid only,
crated material; packed to order

* BRASS / STAINLESS STEEL INSERT
DETAIL PRICING AVAILABLE

SIZE	PACKING	POLISHED	HONED*	BRUSHED	UNITS
Stock/Uncut	<i>*stocked finish</i>		\$22.00		SF
12 x 12	1 SF per PC		\$28.90		SF
12 x 24	2 SF per PC		\$27.74		SF
12 x 18	1.5 SF per PC				SF
16 x 16	1.7 SF per PC				SF
18 x 18	2.25 SF per PC				SF
2 x 2	0.02 SF per PC		\$32.89		SF
24 x 24	4 SF per PC				SF
2 x 12	0.16 SF per PC		\$33.88		SF
2 x 4	0.05 SF per PC		\$32.09		SF
2 x 6	0.083 SF per PC		\$32.09		SF
2 x 8	0.11 SF per PC		\$32.09		SF
3 x 3	0.625 SF per PC		\$32.09		SF
3 x 12	0.25 SF per PC		\$30.24		SF
3 x 24	0.5 SF per PC		\$30.24		SF
3 x 36	0.75 SF per PC				SF
3 x 6	0.125 SF per PC		\$30.89		SF
4 x 4	0.11 SF per PC		\$30.24		SF
4 x 12	0.33 SF per PC		\$28.99		SF
4 x 16	0.44 SF per PC				SF
4 x 24	0.67 SF per PC		\$28.99		SF
4 x 6	0.167 SF per PC		\$30.89		SF
4 x 8	0.22 SF per PC		\$30.14		SF
6 x 6	0.25 SF per PC		\$29.64		SF
6 x 12	0.5 SF per PC		\$27.74		SF
6 x 18	0.75 SF per PC				SF
6 x 24	1 SF per PC		\$27.74		SF
6 x 36	1.5 SF per PC				SF
8 x 8	0.44 SF per PC				SF
8 x 16	0.88 SF per PC				SF
8 x 12	0.67 SF per PC		\$27.74		SF
8 x 24	1.33 SF per PC				SF
9 x 9	0.5625 SF per PC				SF
9 x 18	1.125 SF per PC				SF
9 x 36	2.25 SF per PC				SF
4" Hexagon	0.11 SF per PC		\$62.19		SF
4x7 Rhombo	0.19 SF per PC		\$54.32		SF
CUTASHLAR	4 SF per PC		\$33.76		SF
*2x12 Chevron	0.13 SF per PC		\$40.42		SF
4x16 Chevron	0.36 SF per PC				SF
*6x24 Chevron	0.83 SF per PC		\$35.16		SF

BX (IN BOLD), SOLD IN FULL BOXES

TEAL, SPECIAL ORDER ITEMS

PURPLE, IN-HOUSE FABRICATION

S STONE

Cut To Size Stone



SSMW1224

SMOKE 12 X 24 X 3/8 LIGHTLY BRUSHED FIELD

install with granirapid only.

TECH SPECS: install with mapei granirapid only

* BRASS / STAINLESS STEEL INSERT DETAIL
PRICING AVAILABLE

SIZE	PACKING	POLISHED	HONED	BRUSHED*	UNITS
Stock/Uncut	<i>*stocked finish</i>			\$24.00	SF
12 x 12	1 SF per PC			\$31.30	SF
12 x 24	2 SF per PC			\$29.88	SF
12 x 18	1.5 SF per PC				SF
16 x 16	1.7 SF per PC				SF
18 x 18	2.25 SF per PC				SF
2 x 2	0.02 SF per PC			\$35.13	SF
24 x 24	4 SF per PC				SF
2 x 12	0.16 SF per PC			\$36.36	SF
2 x 4	0.05 SF per PC			\$34.33	SF
2 x 6	0.083 SF per PC			\$34.33	SF
2 x 8	0.11 SF per PC			\$34.33	SF
3 x 3	0.625 SF per PC			\$34.33	SF
3 x 12	0.25 SF per PC			\$32.48	SF
3 x 24	0.5 SF per PC			\$32.48	SF
3 x 36	0.75 SF per PC				SF
3 x 6	0.125 SF per PC			\$33.13	SF
4 x 4	0.11 SF per PC			\$32.48	SF
4 x 12	0.33 SF per PC			\$31.23	SF
4 x 16	0.44 SF per PC				SF
4 x 24	0.67 SF per PC			\$31.23	SF
4 x 6	0.167 SF per PC			\$33.13	SF
4 x 8	0.22 SF per PC			\$32.38	SF
6 x 6	0.25 SF per PC			\$31.88	SF
6 x 12	0.5 SF per PC			\$29.88	SF
6 x 18	0.75 SF per PC				SF
6 x 24	1 SF per PC			\$29.88	SF
6 x 36	1.5 SF per PC				SF
8 x 8	0.44 SF per PC				SF
8 x 16	0.88 SF per PC				SF
8 x 12	0.67 SF per PC			\$29.88	SF
8 x 24	1.33 SF per PC				SF
9 x 9	0.5625 SF per PC				SF
9 x 18	1.125 SF per PC				SF
9 x 36	2.25 SF per PC				SF
4" Hexagon	0.11 SF per PC			\$66.43	SF
4x7 Rhombo	0.19 SF per PC			\$58.24	SF
CUTASHLAR	4 SF per PC			\$36.32	SF
*2x12 Chevron	0.13 SF per PC			\$43.14	SF
4x16 Chevron	0.36 SF per PC				SF
*6x24 Chevron	0.83 SF per PC			\$37.72	SF

BX (IN BOLD), SOLD IN FULL BOXES

TEAL, SPECIAL ORDER ITEMS

PURPLE, IN-HOUSE FABRICATION

S STONE

Cut To Size Stone



SSWP12X24

SPRING WHITE 12 X 24 X 3/8 POLISHED FIELD

* BRASS / STAINLESS STEEL INSERT
DETAIL PRICING AVAILABLE

SIZE	PACKING	POLISHED*	HONED	BRUSHED	UNITS
Stock/Uncut	<i>*stocked finish</i>	\$21.00	\$29.60	\$29.60	SF
12 x 12	1 SF per PC	\$28.76	\$39.16	\$39.16	SF
12 x 24	2 SF per PC	\$29.74	\$40.12	\$40.12	SF
12 x 18	1.5 SF per PC				SF
16 x 16	1.7 SF per PC				SF
18 x 18	2.25 SF per PC				SF
2 x 2	0.02 SF per PC	\$36.72	\$46.56	\$46.56	SF
24 x 24	4 SF per PC				SF
2 x 12	0.16 SF per PC	\$36.18	\$46.92	\$46.92	SF
2 x 4	0.05 SF per PC	\$35.44	\$45.30	\$45.30	SF
2 x 6	0.083 SF per PC	\$35.44	\$45.30	\$45.30	SF
2 x 8	0.11 SF per PC	\$35.44	\$45.30	\$45.30	SF
3 x 3	0.625 SF per PC	\$35.44	\$45.30	\$45.30	SF
3 x 12	0.25 SF per PC	\$32.48	\$42.34	\$42.34	SF
3 x 24	0.5 SF per PC	\$32.48	\$42.34	\$42.34	SF
3 x 36	0.75 SF per PC				SF
3 x 6	0.125 SF per PC	\$33.52	\$43.36	\$43.36	SF
4 x 4	0.11 SF per PC	\$32.48	\$42.34	\$42.34	SF
4 x 12	0.33 SF per PC	\$30.48	\$40.34	\$40.34	SF
4 x 16	0.44 SF per PC				SF
4 x 24	0.67 SF per PC	\$30.48	\$40.34	\$40.34	SF
4 x 6	0.167 SF per PC	\$33.52	\$43.36	\$43.36	SF
4 x 8	0.22 SF per PC	\$32.32	\$42.18	\$42.18	SF
6 x 6	0.25 SF per PC	\$31.52	\$41.38	\$41.38	SF
6 x 12	0.5 SF per PC	\$28.48	\$38.32	\$38.32	SF
6 x 18	0.75 SF per PC				SF
6 x 24	1 SF per PC	\$28.48	\$38.32	\$38.32	SF
6 x 36	1.5 SF per PC				SF
8 x 8	0.44 SF per PC				SF
8 x 16	0.88 SF per PC				SF
8 x 12	0.67 SF per PC	\$28.48	\$38.32	\$38.32	SF
8 x 24	1.33 SF per PC				SF
9 x 9	0.5625 SF per PC				SF
9 x 18	1.125 SF per PC				SF
9 x 36	2.25 SF per PC				SF
4" Hexagon	0.11 SF per PC	\$68.96	\$87.44	\$87.44	SF
4x7 Rhombo	0.19 SF per PC	\$58.66	\$75.74	\$75.74	SF
CUTASHLAR	4 SF per PC	\$35.84	\$47.10	\$47.10	SF
*2x12 Chevron	0.13 SF per PC	\$42.82	\$53.74	\$53.74	SF
4x16 Chevron	0.36 SF per PC				SF
*6x24 Chevron	0.83 SF per PC	\$38.10	\$49.36	\$49.36	SF

BX (IN BOLD), SOLD IN FULL BOXES

TEAL, SPECIAL ORDER ITEMS

PURPLE, IN-HOUSE FABRICATION

S STONE



Cut To Size Stone



SSWP18

SPRING WHITE 18 X 18 X 3/8 POLISHED FIELD

SIZE	PACKING	POLISHED*	HONED	BRUSHED	UNITS
Stock/Uncut	<i>*stocked finish</i>	\$21.00	\$32.56	\$32.56	SF
12 x 12	1 SF per PC				SF
12 x 24	2 SF per PC				SF
12 x 18	1.5 SF per PC				SF
16 x 16	1.7 SF per PC				SF
18 x 18	2.25 SF per PC	\$33.33	\$44.81	\$44.81	SF
2 x 2	0.02 SF per PC	\$39.66	\$50.75	\$50.75	SF
24 x 24	4 SF per PC				SF
2 x 12	0.16 SF per PC				SF
2 x 4	0.05 SF per PC				SF
2 x 6	0.083 SF per PC	\$38.38	\$49.47	\$49.47	SF
2 x 8	0.11 SF per PC				SF
3 x 3	0.625 SF per PC	\$38.38	\$49.47	\$49.47	SF
3 x 12	0.25 SF per PC				SF
3 x 24	0.5 SF per PC				SF
3 x 36	0.75 SF per PC				SF
3 x 6	0.125 SF per PC	\$36.46	\$47.55	\$47.55	SF
4 x 4	0.11 SF per PC				SF
4 x 12	0.33 SF per PC				SF
4 x 16	0.44 SF per PC				SF
4 x 24	0.67 SF per PC				SF
4 x 6	0.167 SF per PC				SF
4 x 8	0.22 SF per PC				SF
6 x 6	0.25 SF per PC	\$34.45	\$45.54	\$45.54	SF
6 x 12	0.5 SF per PC				SF
6 x 18	0.75 SF per PC	\$31.42	\$42.51	\$42.51	SF
6 x 24	1 SF per PC				SF
6 x 36	1.5 SF per PC				SF
8 x 8	0.44 SF per PC				SF
8 x 16	0.88 SF per PC				SF
8 x 12	0.67 SF per PC				SF
8 x 24	1.33 SF per PC				SF
9 x 9	0.5625 SF per PC	\$32.71	\$43.80	\$43.80	SF
9 x 18	1.125 SF per PC	\$31.42	\$42.51	\$42.51	SF
9 x 36	2.25 SF per PC				SF
4" Hexagon	0.11 SF per PC				SF
4x7 Rhombo	0.19 SF per PC				SF
CUTASHLAR	4 SF per PC				SF
2x12 Chevron	0.13 SF per PC				SF
4x16 Chevron	0.36 SF per PC				SF
6x24 Chevron	0.83 SF per PC				SF

BX (IN BOLD), SOLD IN FULL BOXES

TEAL, SPECIAL ORDER ITEMS

PURPLE, IN-HOUSE FABRICATION

S STONE

Cut To Size Stone



SSTH1224

STATUARY HONED 12" X 24" X 3/8" FIELD TILE

SIZE	PACKING	HONED*	POLISHED	BRUSHED	UNITS
Stock/Uncut	<i>*stocked finish</i>	\$45.00	\$54.08	\$53.00	SF
12 x 12	1 SF per PC	\$56.50	\$64.50	\$63.50	SF
12 x 24	2 SF per PC	\$55.36	\$64.32	\$63.20	SF
12 x 18	1.5 SF per PC				SF
16 x 16	1.7 SF per PC				SF
18 x 18	2.25 SF per PC				SF
2 x 2	0.02 SF per PC	\$63.60	\$72.56	\$71.44	SF
24 x 24	4 SF per PC				SF
2 x 12	0.16 SF per PC	\$66.36	\$76.28	\$75.04	SF
2 x 4	0.05 SF per PC	\$62.32	\$71.28	\$70.16	SF
2 x 6	0.083 SF per PC	\$62.32	\$71.28	\$70.16	SF
2 x 8	0.11 SF per PC	\$62.32	\$71.28	\$70.16	SF
3 x 3	0.625 SF per PC	\$62.32	\$71.28	\$70.16	SF
3 x 12	0.25 SF per PC	\$59.36	\$68.32	\$67.20	SF
3 x 24	0.5 SF per PC	\$59.36	\$68.32	\$67.20	SF
3 x 36	0.75 SF per PC				SF
3 x 6	0.125 SF per PC	\$60.40	\$69.36	\$68.24	SF
4 x 4	0.11 SF per PC	\$59.36	\$68.32	\$67.20	SF
4 x 12	0.33 SF per PC	\$57.36	\$66.32	\$65.20	SF
4 x 16	0.44 SF per PC				SF
4 x 24	0.67 SF per PC	\$57.36	\$66.32	\$65.20	SF
4 x 6	0.167 SF per PC	\$60.40	\$69.36	\$68.24	SF
4 x 8	0.22 SF per PC	\$59.20	\$68.16	\$67.04	SF
6 x 6	0.25 SF per PC	\$58.40	\$67.36	\$66.40	SF
6 x 12	0.5 SF per PC	\$55.36	\$64.32	\$63.20	SF
6 x 18	0.75 SF per PC				SF
6 x 24	1 SF per PC	\$55.36	\$64.32	\$63.20	SF
6 x 36	1.5 SF per PC				SF
8 x 8	0.44 SF per PC				SF
8 x 16	0.88 SF per PC				SF
8 x 12	0.67 SF per PC	\$55.36	\$64.32	\$63.20	SF
8 x 24	1.33 SF per PC				SF
9 x 9	0.5625 SF per PC				SF
9 x 18	1.125 SF per PC				SF
9 x 36	2.25 SF per PC				SF
4" Hexagon	0.11 SF per PC	\$120.28	\$137.24	\$135.12	SF
4x7 Rhombo	0.19 SF per PC	\$106.12	\$121.80	\$119.84	SF
CUTASHLAR	4 SF per PC	\$66.56	\$76.80	\$75.52	SF
*2x12 Chevron	0.13 SF per PC	\$73.66	\$84.54	\$83.18	SF
4x16 Chevron	0.36 SF per PC				SF
*6x24 Chevron	0.83 SF per PC	\$59.52	\$69.76	\$68.48	SF

* BRASS / STAINLESS STEEL INSERT
DETAIL PRICING AVAILABLE



COMMODITY PRICING

BX (IN BOLD), SOLD IN FULL BOXES

TEAL, SPECIAL ORDER ITEMS

PURPLE, IN-HOUSE FABRICATION

8/8/2017

S STONE

Cut To Size Stone



SSTP1224

STATUARY 12 X 24 X 3/8 POLISHED FIELD

SIZE	PACKING	POLISHED*	HONED	BRUSHED	UNITS
Stock/Uncut	<i>*stocked finish</i>	\$45.00	\$55.64	\$55.64	SF
12 x 12	1 SF per PC	\$56.50	\$68.57	\$68.57	SF
12 x 24	2 SF per PC	\$55.36	\$65.21	\$65.21	SF
12 x 18	1.5 SF per PC				SF
16 x 16	1.7 SF per PC				SF
18 x 18	2.25 SF per PC				SF
2 x 2	0.02 SF per PC	\$63.60	\$73.45	\$73.45	SF
24 x 24	4 SF per PC				SF
2 x 12	0.16 SF per PC	\$66.36	\$77.28	\$77.28	SF
2 x 4	0.05 SF per PC	\$62.32	\$72.17	\$72.17	SF
2 x 6	0.083 SF per PC	\$62.32	\$72.17	\$72.17	SF
2 x 8	0.11 SF per PC	\$62.32	\$72.17	\$72.17	SF
3 x 3	0.625 SF per PC	\$62.32	\$72.17	\$72.17	SF
3 x 12	0.25 SF per PC	\$59.36	\$69.22	\$69.22	SF
3 x 24	0.5 SF per PC	\$59.36	\$69.22	\$69.22	SF
3 x 36	0.75 SF per PC				SF
3 x 6	0.125 SF per PC	\$60.40	\$70.25	\$70.25	SF
4 x 4	0.11 SF per PC	\$59.36	\$69.22	\$69.22	SF
4 x 12	0.33 SF per PC	\$57.36	\$67.22	\$67.22	SF
4 x 16	0.44 SF per PC				SF
4 x 24	0.67 SF per PC	\$57.36	\$67.22	\$67.22	SF
4 x 6	0.167 SF per PC	\$60.40	\$70.25	\$70.25	SF
4 x 8	0.22 SF per PC	\$59.20	\$69.06	\$69.06	SF
6 x 6	0.25 SF per PC	\$58.40	\$68.25	\$68.25	SF
6 x 12	0.5 SF per PC	\$55.36	\$65.21	\$65.21	SF
6 x 18	0.75 SF per PC				SF
6 x 24	1 SF per PC	\$55.36	\$65.21	\$65.21	SF
6 x 36	1.5 SF per PC				SF
8 x 8	0.44 SF per PC				SF
8 x 16	0.88 SF per PC				SF
8 x 12	0.67 SF per PC	\$55.36	\$65.21	\$65.21	SF
8 x 24	1.33 SF per PC				SF
9 x 9	0.5625 SF per PC				SF
9 x 18	1.125 SF per PC				SF
9 x 36	2.25 SF per PC				SF
4" Hexagon	0.11 SF per PC	\$120.28	\$138.95	\$138.95	SF
4x7 Rhombo	0.19 SF per PC	\$106.12	\$123.36	\$123.36	SF
CUTASHLAR	4 SF per PC	\$66.56	\$77.83	\$77.83	SF
*2x12 Chevron	0.13 SF per PC	\$73.66	\$84.16	\$84.16	SF
4x16 Chevron	0.36 SF per PC				SF
*6x24 Chevron	0.83 SF per PC	\$59.52	\$80.08	\$80.08	SF

* BRASS / STAINLESS STEEL INSERT
DETAIL PRICING AVAILABLE



COMMODITY PRICING

BX (IN BOLD), SOLD IN FULL BOXES

TEAL, SPECIAL ORDER ITEMS

PURPLE, IN-HOUSE FABRICATION

8/8/2017

S STONE



Cut To Size Stone



SSTP16

STATUARY 16 X 16 X 3/8 POLISHED FIELD

* BRASS / STAINLESS STEEL INSERT DETAIL
PRICING AVAILABLE

SIZE	PACKING	POLISHED*	HONED	BRUSHED	UNITS
Stock/Uncut	<i>*stocked finish</i>	\$38.00	\$45.65	\$45.65	SF
12 x 12	1 SF per PC				SF
12 x 24	2 SF per PC				SF
12 x 18	1.5 SF per PC				SF
16 x 16	1.7 SF per PC	\$47.11	\$57.91	\$57.91	SF
18 x 18	2.25 SF per PC				SF
2 x 2	0.02 SF per PC	\$54.41	\$65.19	\$65.19	SF
24 x 24	4 SF per PC				SF
2 x 12	0.16 SF per PC				SF
2 x 4	0.05 SF per PC	\$53.13	\$63.93	\$63.93	SF
2 x 6	0.083 SF per PC				SF
2 x 8	0.11 SF per PC	\$53.13	\$63.93	\$63.93	SF
3 x 3	0.625 SF per PC				SF
3 x 12	0.25 SF per PC				SF
3 x 24	0.5 SF per PC				SF
3 x 36	0.75 SF per PC				SF
3 x 6	0.125 SF per PC				SF
4 x 4	0.11 SF per PC	\$50.15	\$60.95	\$60.95	SF
4 x 12	0.33 SF per PC				SF
4 x 16	0.44 SF per PC	\$50.15	\$60.95	\$60.95	SF
4 x 24	0.67 SF per PC				SF
4 x 6	0.167 SF per PC				SF
4 x 8	0.22 SF per PC	\$50.01	\$60.81	\$60.01	SF
6 x 6	0.25 SF per PC				SF
6 x 12	0.5 SF per PC				SF
6 x 18	0.75 SF per PC				SF
6 x 24	1 SF per PC				SF
6 x 36	1.5 SF per PC				SF
8 x 8	0.44 SF per PC	\$47.11	\$57.91	\$57.91	SF
8 x 16	0.88 SF per PC	\$46.17	\$56.95	\$56.95	SF
8 x 12	0.67 SF per PC				SF
8 x 24	1.33 SF per PC				SF
9 x 9	0.5625 SF per PC				SF
9 x 18	1.125 SF per PC				SF
9 x 36	2.25 SF per PC				SF
4" Hexagon	0.11 SF per PC	\$93.95	\$112.09	\$112.09	SF
4x7 Rhombo	0.19 SF per PC	\$81.03	\$97.61	\$97.61	SF
CUTASHLAR	4 SF per PC				SF
2x12 Chevron	0.13 SF per PC				SF
*4x16 Chevron	0.36 SF per PC	\$60.04	\$72.24	\$72.24	SF
6x24 Chevron	0.83 SF per PC				SF



COMMODITY PRICING

BX (IN BOLD), SOLD IN FULL BOXES

TEAL, SPECIAL ORDER ITEMS

PURPLE, IN-HOUSE FABRICATION

T STONE



Cut To Size Stone



STHA1P12

THASSOS A1 EXTRA 12 X 12 X 3/8 POLISHED FIELD

purest white

* BRASS / STAINLESS STEEL INSERT
DETAIL PRICING AVAILABLE

SIZE	PACKING	POLISHED*	HONED	BRUSHED	UNITS
Stock/Uncut	<i>*stocked finish</i>	\$32.00	\$39.60	\$39.60	SF
12 x 12	1 SF per PC	\$41.74	\$52.14	\$52.14	SF
12 x 24	2 SF per PC				SF
12 x 18	1.5 SF per PC				SF
16 x 16	1.7 SF per PC				SF
18 x 18	2.25 SF per PC				SF
2 x 2	0.02 SF per PC	\$48.72	\$58.50	\$58.50	SF
24 x 24	4 SF per PC				SF
2 x 12	0.16 SF per PC	\$49.28	\$59.92	\$59.92	SF
2 x 4	0.05 SF per PC	\$47.44	\$57.20	\$57.20	SF
2 x 6	0.083 SF per PC	\$47.44	\$57.20	\$57.20	SF
2 x 8	0.11 SF per PC	\$47.44	\$57.20	\$57.20	SF
3 x 3	0.625 SF per PC	\$47.44	\$57.20	\$57.20	SF
3 x 12	0.25 SF per PC	\$44.48	\$54.26	\$54.26	SF
3 x 24	0.5 SF per PC				SF
3 x 36	0.75 SF per PC				SF
3 x 6	0.125 SF per PC	\$45.52	\$55.28	\$55.28	SF
4 x 4	0.11 SF per PC	\$44.48	\$54.26	\$54.26	SF
4 x 12	0.33 SF per PC	\$42.50	\$52.26	\$52.26	SF
4 x 16	0.44 SF per PC				SF
4 x 24	0.67 SF per PC				SF
4 x 6	0.167 SF per PC	\$45.52	\$55.28	\$55.28	SF
4 x 8	0.22 SF per PC				SF
6 x 6	0.25 SF per PC	\$43.52	\$53.28	\$53.28	SF
6 x 12	0.5 SF per PC	\$40.48	\$50.24	\$50.24	SF
6 x 18	0.75 SF per PC				SF
6 x 24	1 SF per PC				SF
6 x 36	1.5 SF per PC				SF
8 x 8	0.44 SF per PC				SF
8 x 16	0.88 SF per PC				SF
8 x 12	0.67 SF per PC				SF
8 x 24	1.33 SF per PC				SF
9 x 9	0.5625 SF per PC				SF
9 x 18	1.125 SF per PC				SF
9 x 36	2.25 SF per PC				SF
4" Hexagon	0.11 SF per PC	\$92.06	\$110.54	\$110.54	SF
4x7 Rhombo	0.19 SF per PC	\$79.68	\$96.66	\$96.66	SF
CUTASHLAR	4 SF per PC				SF
*2x12 Chevron	0.13 SF per PC	\$59.68	\$71.48	\$71.48	SF
4x16 Chevron	0.36 SF per PC				SF
6x24 Chevron	0.83 SF per PC				SF



COMMODITY PRICING

BX (IN BOLD), SOLD IN FULL BOXES

TEAL, SPECIAL ORDER ITEMS

PURPLE, IN-HOUSE FABRICATION

T STONE

Cut To Size Stone



SIZE	PACKING	POLISHED*	HONED	BRUSHED	UNITS
Stock/Uncut	<i>*stocked finish</i>	\$46.00	\$59.36	\$59.36	SF
12 x 12	1 SF per PC	\$58.30	\$68.70	\$68.70	SF
12 x 24	2 SF per PC	\$59.12	\$69.50	\$69.50	SF
12 x 18	1.5 SF per PC				SF
16 x 16	1.7 SF per PC				SF
18 x 18	2.25 SF per PC				SF
2 x 2	0.02 SF per PC	\$64.72	\$74.56	\$74.56	SF
24 x 24	4 SF per PC				SF
2 x 12	0.16 SF per PC	\$66.72	\$77.46	\$77.46	SF
2 x 4	0.05 SF per PC	\$63.44	\$73.30	\$73.30	SF
2 x 6	0.083 SF per PC	\$63.44	\$73.30	\$73.30	SF
2 x 8	0.11 SF per PC	\$63.44	\$73.30	\$73.30	SF
3 x 3	0.625 SF per PC	\$63.44	\$73.30	\$73.30	SF
3 x 12	0.25 SF per PC	\$60.48	\$70.34	\$70.34	SF
3 x 24	0.5 SF per PC	\$60.48	\$70.34	\$70.34	SF
3 x 36	0.75 SF per PC				SF
3 x 6	0.125 SF per PC	\$61.52	\$71.36	\$71.36	SF
4 x 4	0.11 SF per PC	\$60.48	\$70.34	\$70.34	SF
4 x 12	0.33 SF per PC	\$58.48	\$68.34	\$68.34	SF
4 x 16	0.44 SF per PC				SF
4 x 24	0.67 SF per PC	\$58.48	\$68.34	\$68.34	SF
4 x 6	0.167 SF per PC	\$61.52	\$71.36	\$71.36	SF
4 x 8	0.22 SF per PC	\$60.32	\$70.18	\$70.18	SF
6 x 6	0.25 SF per PC	\$59.52	\$69.38	\$69.38	SF
6 x 12	0.5 SF per PC	\$56.48	\$66.32	\$66.32	SF
6 x 18	0.75 SF per PC				SF
6 x 24	1 SF per PC	\$56.48	\$66.32	\$66.32	SF
6 x 36	1.5 SF per PC				SF
8 x 8	0.44 SF per PC				SF
8 x 16	0.88 SF per PC				SF
8 x 12	0.67 SF per PC	\$56.48	\$66.32	\$66.32	SF
8 x 24	1.33 SF per PC				SF
9 x 9	0.5625 SF per PC				SF
9 x 18	1.125 SF per PC				SF
9 x 36	2.25 SF per PC				SF
4" Hexagon	0.11 SF per PC	\$121.50	\$139.98	\$139.98	SF
4x7 Rhombo	0.19 SF per PC	\$107.20	\$124.28	\$124.28	SF
CUTASHLAR	4 SF per PC	\$67.84	\$79.10	\$79.10	SF
*2x12 Chevron	0.13 SF per PC	\$74.06	\$84.98	\$84.98	SF
4x16 Chevron	0.36 SF per PC				SF
*6x24 Chevron	0.83 SF per PC	\$70.10	\$81.36	\$81.36	SF

STHA1P1224

THASSOS A1 EXTRA 12 X 24 X 3/8 POLISHED FIELD

purest white

* BRASS / STAINLESS STEEL INSERT
DETAIL PRICING AVAILABLE



COMMODITY PRICING

BX (IN BOLD), SOLD IN FULL BOXES


TEAL, SPECIAL ORDER ITEMS

PURPLE, IN-HOUSE FABRICATION

T STONE



Cut To Size Stone



STHA1P18

THASSOS A1 EXTRA 18 X 18 X 3/8 POLISHED FIELD

purest white

SIZE	PACKING	POLISHED*	HONED	BRUSHED	UNITS
Stock/Uncut	<i>*stocked finish</i>	\$49.00	\$56.72	\$56.72	SF
12 x 12	1 SF per PC				SF
12 x 24	2 SF per PC				SF
12 x 18	1.5 SF per PC				SF
16 x 16	1.7 SF per PC				SF
18 x 18	2.25 SF per PC	\$57.66	\$67.56	\$67.56	SF
2 x 2	0.02 SF per PC	\$64.96	\$774.86	\$74.86	SF
24 x 24	4 SF per PC				SF
2 x 12	0.16 SF per PC				SF
2 x 4	0.05 SF per PC				SF
2 x 6	0.083 SF per PC	\$63.68	\$73.58	\$73.58	SF
2 x 8	0.11 SF per PC				SF
3 x 3	0.625 SF per PC	\$63.68	\$73.58	\$73.58	SF
3 x 12	0.25 SF per PC				SF
3 x 24	0.5 SF per PC				SF
3 x 36	0.75 SF per PC				SF
3 x 6	0.125 SF per PC	\$61.74	\$71.64	\$71.64	SF
4 x 4	0.11 SF per PC				SF
4 x 12	0.33 SF per PC				SF
4 x 16	0.44 SF per PC				SF
4 x 24	0.67 SF per PC				SF
4 x 6	0.167 SF per PC				SF
4 x 8	0.22 SF per PC				SF
6 x 6	0.25 SF per PC	\$59.76	\$69.66	\$69.66	SF
6 x 12	0.5 SF per PC				SF
6 x 18	0.75 SF per PC	\$56.70	\$66.60	\$66.60	SF
6 x 24	1 SF per PC				SF
6 x 36	1.5 SF per PC				SF
8 x 8	0.44 SF per PC				SF
8 x 16	0.88 SF per PC				SF
8 x 12	0.67 SF per PC				SF
8 x 24	1.33 SF per PC				SF
9 x 9	0.5625 SF per PC	\$57.98	\$33.94	\$33.94	SF
9 x 18	1.125 SF per PC	\$56.70	\$66.60	\$66.60	SF
9 x 36	2.25 SF per PC				SF
4" Hexagon	0.11 SF per PC				SF
4x7 Rhombo	0.19 SF per PC				SF
CUTASHLAR	4 SF per PC				SF
2x12 Chevron	0.13 SF per PC				SF
4x16 Chevron	0.36 SF per PC				SF
6x24 Chevron	0.83 SF per PC				SF



COMMODITY PRICING

BX (IN BOLD), SOLD IN FULL BOXES

TEAL, SPECIAL ORDER ITEMS

PURPLE, IN-HOUSE FABRICATION

T STONE

Cut To Size Stone



SIZE	PACKING	POLISHED*	HONED	BRUSHED	UNITS
Stock/Uncut	<i>*stocked finish</i>	\$25.00	\$31.68	\$31.68	SF
12 x 12	1 SF per PC	\$33.26	\$43.64	\$43.64	SF
12 x 24	2 SF per PC				SF
12 x 18	1.5 SF per PC				SF
16 x 16	1.7 SF per PC				SF
18 x 18	2.25 SF per PC				SF
2 x 2	0.02 SF per PC	\$40.74	\$50.50	\$50.50	SF
24 x 24	4 SF per PC				SF
2 x 12	0.16 SF per PC	\$40.56	\$51.20	\$51.20	SF
2 x 4	0.05 SF per PC	\$39.44	\$49.22	\$49.22	SF
2 x 6	0.083 SF per PC	\$39.44	\$49.22	\$49.22	SF
2 x 8	0.11 SF per PC				SF
3 x 3	0.625 SF per PC	\$39.44	\$49.22	\$49.22	SF
3 x 12	0.25 SF per PC	\$36.50	\$46.26	\$46.26	SF
3 x 24	0.5 SF per PC				SF
3 x 36	0.75 SF per PC				SF
3 x 6	0.125 SF per PC	\$37.52	\$47.28	\$47.28	SF
4 x 4	0.11 SF per PC	\$36.50	\$46.26	\$46.26	SF
4 x 12	0.33 SF per PC	\$34.50	\$44.26	\$44.26	SF
4 x 16	0.44 SF per PC				SF
4 x 24	0.67 SF per PC				SF
4 x 6	0.167 SF per PC	\$37.52	\$47.28	\$47.28	SF
4 x 8	0.22 SF per PC				SF
6 x 6	0.25 SF per PC	\$35.52	\$45.28	\$45.28	SF
6 x 12	0.5 SF per PC	\$32.48	\$43.58	\$43.58	SF
6 x 18	0.75 SF per PC				SF
6 x 24	1 SF per PC				SF
6 x 36	1.5 SF per PC				SF
8 x 8	0.44 SF per PC				SF
8 x 16	0.88 SF per PC				SF
8 x 12	0.67 SF per PC				SF
8 x 24	1.33 SF per PC				SF
9 x 9	0.5625 SF per PC				SF
9 x 18	1.125 SF per PC				SF
9 x 36	2.25 SF per PC				SF
4" Hexagon	0.11 SF per PC	\$76.94	\$95.42	\$95.42	SF
4x7 Rhombo	0.19 SF per PC	\$65.78	\$82.76	\$82.76	SF
CUTASHLAR	4 SF per PC				SF
*2x12 Chevron	0.13 SF per PC	\$50.04	\$61.82	\$61.82	SF
4x16 Chevron	0.36 SF per PC				SF
6x24 Chevron	0.83 SF per PC				SF

STHA2P12

THASSOS A2 STANDARD 12 X 12 X 3/8 POLISHED
FIELD

minimal veining / spotting

* BRASS / STAINLESS STEEL INSERT
DETAIL PRICING AVAILABLE



COMMODITY PRICING

BX (IN BOLD), SOLD IN FULL BOXES

TEAL, SPECIAL ORDER ITEMS

PURPLE, IN-HOUSE FABRICATION

T STONE

Cut To Size Stone



SIZE	PACKING	POLISHED*	HONED	BRUSHED	UNITS
Stock/Uncut	<i>*stocked finish</i>	\$34.00	\$42.80	\$42.80	SF
12 x 12	1 SF per PC	\$44.14	\$54.54	\$54.54	SF
12 x 24	2 SF per PC	\$44.96	\$55.34	\$55.34	SF
12 x 18	1.5 SF per PC				SF
16 x 16	1.7 SF per PC				SF
18 x 18	2.25 SF per PC				SF
2 x 2	0.02 SF per PC	\$51.28	\$61.12	\$61.12	SF
24 x 24	4 SF per PC				SF
2 x 12	0.16 SF per PC	\$52.08	\$62.82	\$62.82	SF
2 x 4	0.05 SF per PC	\$50.00	\$59.86	\$59.86	SF
2 x 6	0.083 SF per PC	\$50.00	\$59.86	\$59.86	SF
2 x 8	0.11 SF per PC	\$50.00	\$59.86	\$59.86	SF
3 x 3	0.625 SF per PC	\$50.00	\$59.86	\$59.86	SF
3 x 12	0.25 SF per PC	\$47.04	\$56.90	\$56.90	SF
3 x 24	0.5 SF per PC	\$47.04	\$56.90	\$56.90	SF
3 x 36	0.75 SF per PC				SF
3 x 6	0.125 SF per PC	\$48.08	\$57.92	\$57.92	SF
4 x 4	0.11 SF per PC	\$47.04	\$56.90	\$56.90	SF
4 x 12	0.33 SF per PC	\$45.04	\$54.90	\$54.90	SF
4 x 16	0.44 SF per PC				SF
4 x 24	0.67 SF per PC	\$45.04	\$54.90	\$54.90	SF
4 x 6	0.167 SF per PC	\$48.08	\$57.92	\$57.92	SF
4 x 8	0.22 SF per PC	\$47.12	\$56.74	\$56.74	SF
6 x 6	0.25 SF per PC	\$46.08	\$55.92	\$55.92	SF
6 x 12	0.5 SF per PC	\$43.04	\$52.90	\$52.90	SF
6 x 18	0.75 SF per PC				SF
6 x 24	1 SF per PC	\$43.04	\$52.90	\$52.90	SF
6 x 36	1.5 SF per PC				SF
8 x 8	0.44 SF per PC				SF
8 x 16	0.88 SF per PC				SF
8 x 12	0.67 SF per PC	\$43.04	\$52.90	\$52.90	SF
8 x 24	1.33 SF per PC				SF
9 x 9	0.5625 SF per PC				SF
9 x 18	1.125 SF per PC				SF
9 x 36	2.25 SF per PC				SF
4" Hexagon	0.11 SF per PC	\$96.30	\$114.78	\$114.78	SF
4x7 Rhombo	0.19 SF per PC	\$83.92	\$101.00	\$101.00	SF
CUTASHLAR	4 SF per PC	\$52.48	\$63.74	\$63.74	SF
*2x12 Chevron	0.13 SF per PC	\$59.18	\$70.10	\$70.10	SF
4x16 Chevron	0.36 SF per PC				SF
*6x24 Chevron	0.83 SF per PC	\$54.74	\$66.00	\$66.00	SF

STHA2P1224

THASSOS A2 STANDARD 12 X 24 X 3/8 POLISHED
FIELD

minimal veining/spotting

* BRASS / STAINLESS STEEL INSERT
DETAIL PRICING AVAILABLE



COMMODITY PRICING

BX (IN BOLD), SOLD IN FULL BOXES

TEAL, SPECIAL ORDER ITEMS

PURPLE, IN-HOUSE FABRICATION

T STONE



Cut To Size Stone



STHA3P12

THASSOS A3 COMMERCIAL 12 X 12 X 3/8

POLISHED FIELD

more veining

* BRASS / STAINLESS STEEL INSERT

DETAIL PRICING AVAILABLE

SIZE	PACKING	POLISHED*	HONED	BRUSHED	UNITS
Stock/Uncut	<i>*stocked finish</i>	\$19.00	\$25.30	\$25.30	SF
12 x 12	1 SF per PC	\$26.40	\$36.80	\$36.80	SF
12 x 24	2 SF per PC				SF
12 x 18	1.5 SF per PC				SF
16 x 16	1.7 SF per PC				SF
18 x 18	2.25 SF per PC				SF
2 x 2	0.02 SF per PC	\$34.30	\$44.06	\$44.06	SF
24 x 24	4 SF per PC				SF
2 x 12	0.16 SF per PC	\$33.54	\$44.18	\$44.18	SF
2 x 4	0.05 SF per PC	\$33.02	\$42.78	\$42.78	SF
2 x 6	0.083 SF per PC	\$33.02	\$42.78	\$42.78	SF
2 x 8	0.11 SF per PC				SF
3 x 3	0.625 SF per PC	\$33.02	\$42.78	\$42.78	SF
3 x 12	0.25 SF per PC	\$30.06	\$39.82	\$39.82	SF
3 x 24	0.5 SF per PC				SF
3 x 36	0.75 SF per PC				SF
3 x 6	0.125 SF per PC	\$31.08	\$40.84	\$40.84	SF
4 x 4	0.11 SF per PC	\$30.06	\$39.82	\$39.82	SF
4 x 12	0.33 SF per PC	\$28.06	\$37.82	\$37.82	SF
4 x 16	0.44 SF per PC				SF
4 x 24	0.67 SF per PC				SF
4 x 6	0.167 SF per PC	\$31.08	\$40.84	\$40.84	SF
4 x 8	0.22 SF per PC				SF
6 x 6	0.25 SF per PC	\$29.08	\$38.84	\$38.84	SF
6 x 12	0.5 SF per PC	\$26.04	\$35.80	\$35.80	SF
6 x 18	0.75 SF per PC				SF
6 x 24	1 SF per PC				SF
6 x 36	1.5 SF per PC				SF
8 x 8	0.44 SF per PC				SF
8 x 16	0.88 SF per PC				SF
8 x 12	0.67 SF per PC				SF
8 x 24	1.33 SF per PC				SF
9 x 9	0.5625 SF per PC				SF
9 x 18	1.125 SF per PC				SF
9 x 36	2.25 SF per PC				SF
4" Hexagon	0.11 SF per PC	\$64.76	\$83.24	\$83.24	SF
4x7 Rhombo	0.19 SF per PC	\$54.58	\$71.56	\$71.56	SF
CUTASHLAR	4 SF per PC				SF
*2x12 Chevron	0.13 SF per PC	\$42.26	\$54.06	\$54.06	SF
4x16 Chevron	0.36 SF per PC				SF
6x24 Chevron	0.83 SF per PC				SF



COMMODITY PRICING

BX (IN BOLD), SOLD IN FULL BOXES

TEAL, SPECIAL ORDER ITEMS

PURPLE, IN-HOUSE FABRICATION

T STONE

Cut To Size Stone



SIZE	PACKING	POLISHED	HONED*	BRUSHED	UNITS
Stock/Uncut	<i>*stocked finish</i>	\$34.56	\$24.00	\$32.80	SF
12 x 12	1 SF per PC	\$43.74	\$32.14	\$42.54	SF
12 x 24	2 SF per PC	\$45.26	\$33.76	\$44.14	SF
12 x 18	1.5 SF per PC				SF
16 x 16	1.7 SF per PC				SF
18 x 18	2.25 SF per PC				SF
2 x 2	0.02 SF per PC	\$51.02	\$40.06	\$49.90	SF
24 x 24	4 SF per PC				SF
2 x 12	0.16 SF per PC	\$51.66	\$39.37	\$50.42	SF
2 x 4	0.05 SF per PC	\$49.78	\$38.80	\$48.66	SF
2 x 6	0.083 SF per PC	\$49.78	\$38.80	\$48.66	SF
2 x 8	0.11 SF per PC	\$49.78	\$38.80	\$48.66	SF
3 x 3	0.625 SF per PC	\$49.78	\$38.80	\$48.66	SF
3 x 12	0.25 SF per PC	\$46.82	\$35.84	\$45.70	SF
3 x 24	0.5 SF per PC	\$46.82	\$35.84	\$45.70	SF
3 x 36	0.75 SF per PC				SF
3 x 6	0.125 SF per PC	\$47.84	\$36.88	\$46.72	SF
4 x 4	0.11 SF per PC	\$46.82	\$35.84	\$45.70	SF
4 x 12	0.33 SF per PC	\$44.82	\$33.84	\$43.70	SF
4 x 16	0.44 SF per PC				SF
4 x 24	0.67 SF per PC	\$44.82	\$33.84	\$43.70	SF
4 x 6	0.167 SF per PC	\$47.84	\$36.88	\$46.72	SF
4 x 8	0.22 SF per PC	\$46.66	\$35.92	\$45.54	SF
6 x 6	0.25 SF per PC	\$45.84	\$34.88	\$44.72	SF
6 x 12	0.5 SF per PC	\$42.82	\$31.84	\$41.70	SF
6 x 18	0.75 SF per PC				SF
6 x 24	1 SF per PC	\$42.82	\$31.84	\$41.70	SF
6 x 36	1.5 SF per PC				SF
8 x 8	0.44 SF per PC				SF
8 x 16	0.88 SF per PC				SF
8 x 12	0.67 SF per PC	\$42.82	\$31.84	\$41.70	SF
8 x 24	1.33 SF per PC				SF
9 x 9	0.5625 SF per PC				SF
9 x 18	1.125 SF per PC				SF
9 x 36	2.25 SF per PC				SF
4" Hexagon	0.11 SF per PC	\$95.70	\$75.10	\$93.58	SF
4x7 Rhombo	0.19 SF per PC	\$83.36	\$64.32	\$81.40	SF
CUTASHLAR	4 SF per PC	\$52.22	\$39.68	\$50.94	SF
*2x12 Chevron	0.13 SF per PC	\$57.86	\$45.58	\$56.50	SF
4x16 Chevron	0.36 SF per PC				SF
*6x24 Chevron	0.83 SF per PC	\$54.48	\$41.94	\$53.20	SF

STHA3H1224

A3 COMMERCIAL THASSOS HONED 12" X 24" X
3/8" FIELD TILE

* BRASS / STAINLESS STEEL INSERT
DETAIL PRICING AVAILABLE



COMMODITY PRICING

BX (IN BOLD), SOLD IN FULL BOXES


TEAL, SPECIAL ORDER ITEMS

PURPLE, IN-HOUSE FABRICATION

T STONE



Cut To Size Stone



STHA3P18

A3 COMMERCIAL THASSOS POLISHED 18" X 18" X
3/8" FIELD TILE

SIZE	PACKING	POLISHED*	HONED	BRUSHED	UNITS
Stock/Uncut	<i>*stocked finish</i>	\$34.00	\$42.02	\$42.02	SF
12 x 12	1 SF per PC				SF
12 x 24	2 SF per PC				SF
12 x 18	1.5 SF per PC				SF
16 x 16	1.7 SF per PC				SF
18 x 18	2.25 SF per PC	\$43.74	\$52.78	\$52.78	SF
2 x 2	0.02 SF per PC	\$51.01	\$60.08	\$60.08	SF
24 x 24	4 SF per PC				SF
2 x 12	0.16 SF per PC				SF
2 x 4	0.05 SF per PC				SF
2 x 6	0.083 SF per PC	\$49.73	\$58.80	\$58.80	SF
2 x 8	0.11 SF per PC				SF
3 x 3	0.625 SF per PC	\$49.73	\$58.80	\$58.80	SF
3 x 12	0.25 SF per PC				SF
3 x 24	0.5 SF per PC				SF
3 x 36	0.75 SF per PC				SF
3 x 6	0.125 SF per PC	\$47.81	\$57.51	\$57.51	SF
4 x 4	0.11 SF per PC				SF
4 x 12	0.33 SF per PC				SF
4 x 16	0.44 SF per PC				SF
4 x 24	0.67 SF per PC				SF
4 x 6	0.167 SF per PC				SF
4 x 8	0.22 SF per PC				SF
6 x 6	0.25 SF per PC	\$45.81	\$54.88	\$54.88	SF
6 x 12	0.5 SF per PC				SF
6 x 18	0.75 SF per PC	\$42.77	\$51.84	\$51.84	SF
6 x 24	1 SF per PC				SF
6 x 36	1.5 SF per PC				SF
8 x 8	0.44 SF per PC				SF
8 x 16	0.88 SF per PC				SF
8 x 12	0.67 SF per PC				SF
8 x 24	1.33 SF per PC				SF
9 x 9	0.5625 SF per PC	\$44.05	\$53.12	\$53.12	SF
9 x 18	1.125 SF per PC	\$42.77	\$51.84	\$51.84	SF
9 x 36	2.25 SF per PC				SF
4" Hexagon	0.11 SF per PC				SF
4x7 Rhombo	0.19 SF per PC				SF
CUTASHLAR	4 SF per PC				SF
2x12 Chevron	0.13 SF per PC				SF
4x16 Chevron	0.36 SF per PC				SF
6x24 Chevron	0.83 SF per PC				SF



COMMODITY PRICING

BX (IN BOLD), SOLD IN FULL BOXES

TEAL, SPECIAL ORDER ITEMS

PURPLE, IN-HOUSE FABRICATION

T STONE

Cut To Size Stone



STHRP1224

THASSOS 12 X 24 X 3/8 RAKED & BRUSHED
TEXTURE FIELD

* BRASS / STAINLESS STEEL INSERT
DETAIL PRICING AVAILABLE

SIZE	PACKING	POLISHED	HONED	RAKED*	UNITS
Stock/Uncut	<i>*stocked finish</i>			\$38.50	SF
12 x 12	1 SF per PC			\$46.30	SF
12 x 24	2 SF per PC			\$43.94	SF
12 x 18	1.5 SF per PC				SF
16 x 16	1.7 SF per PC				SF
18 x 18	2.25 SF per PC				SF
2 x 2	0.02 SF per PC			\$49.14	SF
24 x 24	4 SF per PC				SF
2 x 12	0.16 SF per PC			\$50.82	SF
2 x 4	0.05 SF per PC			\$48.34	SF
2 x 6	0.083 SF per PC			\$48.34	SF
2 x 8	0.11 SF per PC			\$48.34	SF
3 x 3	0.625 SF per PC			\$48.34	SF
3 x 12	0.25 SF per PC			\$46.44	SF
3 x 24	0.5 SF per PC			\$46.44	SF
3 x 36	0.75 SF per PC				SF
3 x 6	0.125 SF per PC			\$47.14	SF
4 x 4	0.11 SF per PC			\$46.44	SF
4 x 12	0.33 SF per PC			\$45.24	SF
4 x 16	0.44 SF per PC				SF
4 x 24	0.67 SF per PC			\$45.24	SF
4 x 6	0.167 SF per PC			\$47.14	SF
4 x 8	0.22 SF per PC			\$46.34	SF
6 x 6	0.25 SF per PC			\$45.84	SF
6 x 12	0.5 SF per PC			\$43.94	SF
6 x 18	0.75 SF per PC				SF
6 x 24	1 SF per PC			\$43.94	SF
6 x 36	1.5 SF per PC				SF
8 x 8	0.44 SF per PC				SF
8 x 16	0.88 SF per PC				SF
8 x 12	0.67 SF per PC			\$43.94	SF
8 x 24	1.33 SF per PC				SF
9 x 9	0.5625 SF per PC				SF
9 x 18	1.125 SF per PC				SF
9 x 36	2.25 SF per PC				SF
4" Hexagon	0.11 SF per PC			\$92.94	SF
4x7 Rhombo	0.19 SF per PC			\$82.62	SF
CUTASHLAR	4 SF per PC			\$52.16	SF
*2x12 Chevron	0.13 SF per PC			\$59.94	SF
4x16 Chevron	0.36 SF per PC				SF
*6x24 Chevron	0.83 SF per PC			\$53.76	SF



COMMODITY PRICING

BX (IN BOLD), SOLD IN FULL BOXES

TEAL, SPECIAL ORDER ITEMS

PURPLE, IN-HOUSE FABRICATION

V STONE

Cut To Size Stone



SVOXVCP1224

VANILLA ONYX 12 X 24 X 3/8 POLISHED FIELD

vein cut length wise, aris edge

TECH SPECS: resin backed stone may need epoxy based setting material, consult your setting material manufacturer for correct guidelines

* BRASS / STAINLESS STEEL INSERT
DETAIL PRICING AVAILABLE

BX (IN BOLD), SOLD IN FULL BOXES

TEAL, SPECIAL ORDER ITEMS

PURPLE, IN-HOUSE FABRICATION

SIZE	PACKING	POLISHED*	HONED	BRUSHED	UNITS
Stock/Uncut	<i>*stocked finish</i>	\$51.00			SF
12 x 12	1 SF per PC	\$65.20			SF
12 x 24	2 SF per PC	\$62.08			SF
12 x 18	1.5 SF per PC				SF
16 x 16	1.7 SF per PC				SF
18 x 18	2.25 SF per PC				SF
2 x 2	0.02 SF per PC	\$70.32			SF
24 x 24	4 SF per PC				SF
2 x 12	0.16 SF per PC	\$73.80			SF
2 x 4	0.05 SF per PC	\$69.04			SF
2 x 6	0.083 SF per PC	\$69.04			SF
2 x 8	0.11 SF per PC	\$69.04			SF
3 x 3	0.625 SF per PC	\$69.04			SF
3 x 12	0.25 SF per PC	\$66.08			SF
3 x 24	0.5 SF per PC	\$66.08			SF
3 x 36	0.75 SF per PC				SF
3 x 6	0.125 SF per PC	\$67.12			SF
4 x 4	0.11 SF per PC	\$66.08			SF
4 x 12	0.33 SF per PC	\$64.08			SF
4 x 16	0.44 SF per PC				SF
4 x 24	0.67 SF per PC	\$64.08			SF
4 x 6	0.167 SF per PC	\$67.12			SF
4 x 8	0.22 SF per PC	\$65.92			SF
6 x 6	0.25 SF per PC	\$65.12			SF
6 x 12	0.5 SF per PC	\$62.08			SF
6 x 18	0.75 SF per PC				SF
6 x 24	1 SF per PC	\$62.08			SF
6 x 36	1.5 SF per PC				SF
8 x 8	0.44 SF per PC				SF
8 x 16	0.88 SF per PC				SF
8 x 12	0.67 SF per PC				SF
8 x 24	1.33 SF per PC				SF
9 x 9	0.5625 SF per PC				SF
9 x 18	1.125 SF per PC				SF
9 x 36	2.25 SF per PC				SF
4" Hexagon	0.11 SF per PC	\$133.00			SF
4x7 Rhombo	0.19 SF per PC	\$117.88			SF
CUTASHLAR	4 SF per PC	\$74.24			SF
*2x12 Chevron	0.13 SF per PC	\$86.16			SF
4x16 Chevron	0.36 SF per PC				SF
*6x24 Chevron	0.83 SF per PC	\$76.50			SF

V STONE



Cut To Size Stone



YVENWHP16

VENEZIA TERRAZZO WHITE POLISHED 16" X 16" X 5/8" FIELD TILE

CEMENT PRODUCT; OPEN ONLY WHEN READY TO INSTALL. CRATED MATERIAL; PACKED TO ORDER

TECH SPECS: RESEAL REMAINING TILES IN PLASTIC WRAP. RETURNS WILL NOT BE ACCEPTED ON IMPROPERLY STORED MATERIAL

* BRASS / STAINLESS STEEL INSERT DETAIL PRICING AVAILABLE

SIZE	PACKING	POLISHED	N/A	N/A	UNITS
Stock/Uncut	<i>*stocked finish</i>	\$16.00			SF
12 x 12	1 SF per PC				SF
12 x 24	2 SF per PC				SF
12 x 18	1.5 SF per PC				SF
16 x 16	1.7 SF per PC	\$21.34			SF
18 x 18	2.25 SF per PC				SF
2 x 2	0.02 SF per PC	\$25.88			SF
24 x 24	4 SF per PC				SF
2 x 12	0.16 SF per PC				SF
2 x 4	0.05 SF per PC	\$25.09			SF
2 x 6	0.083 SF per PC				SF
2 x 8	0.11 SF per PC	\$25.09			SF
3 x 3	0.625 SF per PC				SF
3 x 12	0.25 SF per PC				SF
3 x 24	0.5 SF per PC				SF
3 x 36	0.75 SF per PC				SF
3 x 6	0.125 SF per PC				SF
4 x 4	0.11 SF per PC	\$23.23			SF
4 x 12	0.33 SF per PC				SF
4 x 16	0.44 SF per PC	\$23.23			SF
4 x 24	0.67 SF per PC				SF
4 x 6	0.167 SF per PC				SF
4 x 8	0.22 SF per PC	\$23.14			SF
6 x 6	0.25 SF per PC				SF
6 x 12	0.5 SF per PC				SF
6 x 18	0.75 SF per PC				SF
6 x 24	1 SF per PC				SF
6 x 36	1.5 SF per PC				SF
8 x 8	0.44 SF per PC	\$21.34			SF
8 x 16	0.88 SF per PC	\$20.73			SF
8 x 12	0.67 SF per PC				SF
8 x 24	1.33 SF per PC				SF
9 x 9	0.5625 SF per PC				SF
9 x 18	1.125 SF per PC				SF
9 x 36	2.25 SF per PC				SF
4" Hexagon	0.11 SF per PC	\$45.70			SF
4x7 Rhombo	0.19 SF per PC	\$39.08			SF
CUTASHLAR	4 SF per PC				SF
2x12 Chevron	0.13 SF per PC				SF
*4x16 Chevron	0.36 SF per PC	\$28.41			SF
6x24 Chevron	0.83 SF per PC				SF

BX (IN BOLD), SOLD IN FULL BOXES

TEAL, SPECIAL ORDER ITEMS

PURPLE, IN-HOUSE FABRICATION

W STONE

Cut To Size Stone



SWCVCB1224

WALLACE CREEK BRUSHED 12" X 24" X
3/8" STRAIGHT EDGE FIELD TILE

Iron Pyrite deposits are inherent and unavoidable in
Wallace Creek.

crated material; packed to order; quarried in southern
quebec, canada, less than 500 miles from new york
city, may contribute to leed certification

* BRASS / STAINLESS STEEL INSERT
DETAIL PRICING AVAILABLE

BX (IN BOLD), SOLD IN FULL BOXES

TEAL, SPECIAL ORDER ITEMS

PURPLE, IN-HOUSE FABRICATION

SIZE	PACKING	POLISHED	HONED	BRUSHED*	UNITS
Stock/Uncut	<i>*stocked finish</i>			\$40.00	SF
12 x 12	1 SF per PC			\$55.60	SF
12 x 24	2 SF per PC			\$56.32	SF
12 x 18	1.5 SF per PC				SF
16 x 16	1.7 SF per PC				SF
18 x 18	2.25 SF per PC				SF
2 x 2	0.02 SF per PC			\$61.36	SF
24 x 24	4 SF per PC				SF
2 x 12	0.16 SF per PC			\$63.88	SF
2 x 4	0.05 SF per PC			\$60.08	SF
2 x 6	0.083 SF per PC			\$60.08	SF
2 x 8	0.11 SF per PC			\$60.08	SF
3 x 3	0.625 SF per PC			\$60.08	SF
3 x 12	0.25 SF per PC			\$57.12	SF
3 x 24	0.5 SF per PC			\$57.12	SF
3 x 36	0.75 SF per PC				SF
3 x 6	0.125 SF per PC			\$58.16	SF
4 x 4	0.11 SF per PC			\$57.12	SF
4 x 12	0.33 SF per PC			\$55.12	SF
4 x 16	0.44 SF per PC				SF
4 x 24	0.67 SF per PC			\$55.12	SF
4 x 6	0.167 SF per PC			\$58.16	SF
4 x 8	0.22 SF per PC			\$56.96	SF
6 x 6	0.25 SF per PC			\$56.16	SF
6 x 12	0.5 SF per PC			\$53.12	SF
6 x 18	0.75 SF per PC				SF
6 x 24	1 SF per PC			\$53.12	SF
6 x 36	1.5 SF per PC				SF
8 x 8	0.44 SF per PC				SF
8 x 16	0.88 SF per PC				SF
8 x 12	0.67 SF per PC				SF
8 x 24	1.33 SF per PC				SF
9 x 9	0.5625 SF per PC				SF
9 x 18	1.125 SF per PC				SF
9 x 36	2.25 SF per PC				SF
4" Hexagon	0.11 SF per PC			\$116.04	SF
4x7 Rhombo	0.19 SF per PC			\$102.20	SF
CUTASHLAR	4 SF per PC			\$64.00	SF
*2x12 Chevron	0.13 SF per PC			\$78.48	SF
4x16 Chevron	0.36 SF per PC				SF
*6x24 Chevron	0.83 SF per PC			\$72.66	SF

W STONE

Cut To Size Stone



SWSP24

WHITE SAND POLISHED 24" X 24" X 1/2" FIELD TILE

WE STRONGLY SUGGEST A DRY LAYOUT AND 25% OVERAGE OF MATERIAL TO ALLOW FOR PROPER BLENDING.


* BRASS / STAINLESS STEEL INSERT
DETAIL PRICING AVAILABLE

BX (IN BOLD), SOLD IN FULL BOXES
TEAL, SPECIAL ORDER ITEMS
PURPLE, IN-HOUSE FABRICATION

SIZE	PACKING	POLISHED*	HONED	BRUSHED	UNITS
Stock/Uncut	<i>*stocked finish</i>	\$22.00			SF
12 x 12	1 SF per PC	\$30.40			SF
12 x 24	2 SF per PC	\$29.60			SF
12 x 18	1.5 SF per PC				SF
16 x 16	1.7 SF per PC				SF
18 x 18	2.25 SF per PC				SF
2 x 2	0.02 SF per PC	\$38.32			SF
24 x 24	4 SF per PC	\$36.96			SF
2 x 12	0.16 SF per PC	\$37.28			SF
2 x 4	0.05 SF per PC	\$36.56			SF
2 x 6	0.083 SF per PC	\$36.56			SF
2 x 8	0.11 SF per PC	\$36.56			SF
3 x 3	0.625 SF per PC	\$36.56			SF
3 x 12	0.25 SF per PC	\$33.60			SF
3 x 24	0.5 SF per PC	\$33.60			SF
3 x 36	0.75 SF per PC				SF
3 x 6	0.125 SF per PC	\$34.64			SF
4 x 4	0.11 SF per PC	\$33.60			SF
4 x 12	0.33 SF per PC	\$33.60			SF
4 x 16	0.44 SF per PC				SF
4 x 24	0.67 SF per PC	\$33.60			SF
4 x 6	0.167 SF per PC	\$34.64			SF
4 x 8	0.22 SF per PC	\$33.44			SF
6 x 6	0.25 SF per PC	\$32.64			SF
6 x 12	0.5 SF per PC	\$29.60			SF
6 x 18	0.75 SF per PC				SF
6 x 24	1 SF per PC	\$29.60			SF
6 x 36	1.5 SF per PC				SF
8 x 8	0.44 SF per PC	\$30.56			SF
8 x 16	0.88 SF per PC				SF
8 x 12	0.67 SF per PC	\$29.60			SF
8 x 24	1.33 SF per PC	\$29.60			SF
9 x 9	0.5625 SF per PC				SF
9 x 18	1.125 SF per PC				SF
9 x 36	2.25 SF per PC				SF
4" Hexagon	0.11 SF per PC	\$72.40			SF
4x7 Rhombo	0.19 SF per PC	\$61.92			SF
CUTASHLAR	4 SF per PC	\$37.12			SF
*2x12 Chevron	0.13 SF per PC	\$44.64			SF
4x16 Chevron	0.36 SF per PC				SF
*6x24 Chevron	0.83 SF per PC	\$38.50			SF

VENEZIA TERRAZZO



IMAGE	CODE	DESCRIPTION	LIST	U/M
	<p>YVENWHP16</p>	<p>VENEZIA TERRAZZO WHITE POLISHED TERRAZZO 16" x 16" x 5/8" FIELD TILE</p> <p>CEMENT PRODUCT; OPEN ONLY WHEN READY TO INSTALL CRATED MATERIAL; PACKED TO ORDER</p> <p>TECH SPECS: RESEAL REMAINING TILES IN PLASTIC WRAP TECH SPECS: RETURNS WILL NOT BE ACCEPTED ON IMPROPERLY STORED MATERIAL</p>	<p>1.7800 SF per PC</p> <p>7.10 LB per SF</p> <p>12.64 LB per PC</p> <p>1 PC per BX</p> <p>1.78 SF per BX</p> <p>12.64 LB per BX</p>	<p>\$ 16.00 S/F</p>

BX (IN BOLD), SOLD IN FULL BOXES
 TEAL, SPECIAL ORDER ITEMS
 PURPLE, IN-HOUSE FABRICATION

 LOT PHOTO APPROVAL
 INSTALLATION GUIDELINES

 COMMODITY PRICING
 CUSTOM CUTTING

TERRA VECCHIO

TERRA COTTA



IMAGE	CODE	DESCRIPTION	LIST	U/M
	<p>TCTVWJISA</p>	<p>TERRA VECCHIO ISABELLA WAXED TERRA COTTA WATERJET INTERLOCKING SHEET SHEET COVERAGE AREA: 14-1/2" x 14-1/2" x 3/4" (1.4600 SF/PC) terracotta waxed stars, chinese white polished lines, white onyx polished dots HAND MADE MATERIAL, SOME WARPAGE AND VARIATION IN THICKNESS MAY OCCUR. PREGROUTED WITH MAPEI CARAMEL # 141 ULTRA COLOR TECH SPECS: MEDIUM BED MORTAR - MAPEI ULTRAFLEX LFT RECOMMENDED</p>	<p>1.4600 SF per PC 5.71 LB per SF 8.34 LB per PC 5 PC per BX 7.30 SF per BX 41.68 LB per BX</p>	<p>\$ 140.00 S/F</p>

BX (IN BOLD), SOLD IN FULL BOXES
 TEAL, SPECIAL ORDER ITEMS
 PURPLE, IN-HOUSE FABRICATION



LOT PHOTO APPROVAL



INSTALLATION GUIDELINES



COMMODITY PRICING



CUSTOM CUTTING

ALLISON

WATERJET



IMAGE	CODE	DESCRIPTION	LIST	U/M
	<p>YALLITHSHWJ</p>	<p>ALLISON© THASSOS MIXED FINISH WATERJET 13-1/2" x 13-1/2" x 3/8" WJ MOSAIC INTERLOCKING SHEET</p> <p>thassos polished background, rivershell polished lines, white glass satin dots</p> <p>TECH SPECS: NOT SUITABLE FOR SHOWER FLOORS, STANDARD SHOWER WALLS ONLY.</p>	<p>1.2650 SF per PC</p> <p>4.27 LB per SF</p> <p>5.40 LB per PC</p> <p>5 PC per BX</p> <p>6.33 SF per BX</p> <p>27.01 LB per BX</p>	<p>\$ 180.00 S/F</p>

BX (IN BOLD), SOLD IN FULL BOXES
 TEAL, SPECIAL ORDER ITEMS
 PURPLE, IN-HOUSE FABRICATION



LOT PHOTO APPROVAL



COMMODITY PRICING



INSTALLATION GUIDELINES






CUSTOM CUTTING

ARPELL



WATERJET



IMAGE	CODE	DESCRIPTION	LIST	U/M
	YPMZWJPARP	ARPELL AZUL POLISHED WATERJET 10-7/8" x 10-7/8" x 3/8" WJ MOSAIC INTERLOCKING SHEET azul cielo polished 50%, rivershell polished 50% refer to TAILORED TO for custom pricing SUITABLE FOR CARPET CUTTING TECH SPECS: NOT SUITABLE FOR SHOWER FLOORS,	0.8200 SF per PC 4.09 LB per SF 3.35 LB per PC 10 PC per BX 8.20 SF per BX 33.54 LB per BX	\$ 180.00 S/F
	YVMBIAWJXARP	ARPELL BIANCO POLISHED WATERJET 10-7/8" x 10-7/8" x 3/8" WJ MOSAIC INTERLOCKING SHEET white glass gloss 50%, calacatta gold polished 50% Suitable for carpet cutting. refer to TAILORED TO for custom pricing. TECH SPECS: FRACTURES IN DELICATE FEATURES ARE	0.8200 SF per PC 4.09 LB per SF 3.35 LB per PC 10 PC per BX 8.20 SF per BX 33.54 LB per BX	\$ 130.00 S/F
	YVMSLVWJPARP	ARPELL SILVER POLISHED WATERJET 10-7/8" x 10-7/8" x 3/8" WJ MOSAIC INTERLOCKING SHEET thassos polished 50%, antique mirror gloss 50% refer to TAILORED TO for custom pricing SUITABLE FOR CARPET CUTTING TECH SPECS: WALLS ONLY. NOT SUITABLE FOR WET APPLICATIONS.	0.8200 SF per PC 4.27 LB per SF 3.50 LB per PC 10 PC per BX 8.20 SF per BX 35.01 LB per BX	\$ 135.00 S/F

BX (IN BOLD), SOLD IN FULL BOXES
 TEAL, SPECIAL ORDER ITEMS
 PURPLE, IN-HOUSE FABRICATION

 LOT PHOTO APPROVAL
 INSTALLATION GUIDELINES

 COMMODITY PRICING
 CUSTOM CUTTING

BURANO


WATERJET



IMAGE	CODE	DESCRIPTION	LIST	U/M
	<p>YBURBLKWJP</p>	<p>BURANO BLACK & WHITE POLISHED WATERJET 7-13/16" x 9" x 3/8" WJ MOSAIC INTERLOCKING SHEET</p> <p>thassos background polished, nero marquina lines polished, rivershell dots polished</p> <p>TECH SPECS: FRACTURES IN DELICATE FEATURES ARE INHERENT. NOT SUITABLE FOR SHOWER FLOORS OR STEAM SHOWERS.</p>	<p>0.4900 SF per PC</p> <p>4.52 LB per SF</p> <p>2.22 LB per PC</p> <p>5 PC per BX</p> <p>2.45 SF per BX</p> <p>11.07 LB per BX</p>	<p>\$ 120.00 S/F</p>
	<p>YBURPWWJP</p>	<p>BURANO PACIFIC WHITE POLISHED WATERJET 7-13/16" x 9" x 3/8" WJ MOSAIC INTERLOCKING SHEET</p> <p>pacific white background polished, thassos lines polished, rivershell dots polished</p> <p>TECH SPECS: FRACTURES IN DELICATE FEATURES ARE INHERENT. NOT SUITABLE FOR SHOWER FLOORS OR STEAM SHOWERS.</p>	<p>0.4900 SF per PC</p> <p>4.52 LB per SF</p> <p>2.22 LB per PC</p> <p>5 PC per BX</p> <p>2.45 SF per BX</p> <p>11.07 LB per BX</p>	<p>\$ 120.00 S/F</p>

BX (IN BOLD), SOLD IN FULL BOXES
 TEAL, SPECIAL ORDER ITEMS
 PURPLE, IN-HOUSE FABRICATION



 LOT PHOTO APPROVAL
 INSTALLATION GUIDELINES

 COMMODITY PRICING
 CUSTOM CUTTING

CAPRI


WATERJET



IMAGE	CODE	DESCRIPTION	LIST	U/M
	<p>SCAPRIBKWJ</p>	<p>CAPRI BLACK HONED WATERJET 11-3/4" x 9-3/8" x 3/8" WJ MOSAIC INTERLOCKING SHEET</p> <p>china black honed, bianco carrara honed, grey foussana honed</p> <p>TECH SPECS: INSTALL WITH MAPEI GRANIRAPID ONLY</p>	<p>0.7700 SF per PC</p> <p>4.68 LB per SF</p> <p>3.60 LB per PC</p> <p>10 PC per BX</p> <p>7.70 SF per BX</p> <p>36.04 LB per BX</p>	<p>\$ 120.00 S/F</p>
	<p>SCAPRIGRWJ</p>	<p>CAPRI GREY HONED WATERJET 11-3/4" x 9-3/8" x 3/8" WJ MOSAIC INTERLOCKING SHEET</p> <p>smoke honed, calacatta gold honed, bianco antico honed</p> <p>TECH SPECS: INSTALL WITH MAPEI GRANIRAPID ONLY</p>	<p>0.7700 SF per PC</p> <p>4.61 LB per SF</p> <p>3.55 LB per PC</p> <p>10 PC per BX</p> <p>7.70 SF per BX</p> <p>35.50 LB per BX</p>	<p>\$ 120.00 S/F</p>

BX (IN BOLD), SOLD IN FULL BOXES
 TEAL, SPECIAL ORDER ITEMS
 PURPLE, IN-HOUSE FABRICATION

 LOT PHOTO APPROVAL
 INSTALLATION GUIDELINES

 COMMODITY PRICING
 CUSTOM CUTTING

CHRYSANTHEMUM

WATERJET



IMAGE	CODE	DESCRIPTION	LIST	U/M
	<p>YPMCHRYCGWJ</p>	<p>CHRYSANTHEMUM CALACATTA GOLD MIXED FINISH WATERJET 11-3/4" x 11-3/4" x 3/8" WJ MOSAIC INTERLOCKING SHEET</p> <p>calacatta gold polished, rivershell polished SUITABLE FOR CARPET CUTTING</p> <p>TECH SPECS: NOT SUITABLE FOR SHOWER FLOORS, STANDARD SHOWER WALLS ONLY.</p>	<p>0.9700 SF per PC</p> <p>5.50 LB per SF</p> <p>5.34 LB per PC</p> <p>5 PC per BX</p> <p>4.85 SF per BX</p> <p>26.68 LB per BX</p>	<p>\$ 160.00 S/F</p>

BX (IN BOLD), SOLD IN FULL BOXES
 TEAL, SPECIAL ORDER ITEMS
 PURPLE, IN-HOUSE FABRICATION



LOT PHOTO APPROVAL



COMMODITY PRICING



INSTALLATION GUIDELINES







CUSTOM CUTTING

CLARIDGES



WATERJET



IMAGE	CODE	DESCRIPTION	LIST	U/M
	YCLARBCSHWJ	<p>CLARIDGES BIANCO CARRARA POLISHED WATERJET 22" x 9-1/4" x 3/8" WJ MOSAIC INTERLOCKING SHEET</p> <p>bianco carrara polished background, rivershell polished lines Suitable for carpet cutting. Refer to TAILORED TO for custom pricing</p> <p>TECH SPECS: FRACTURES IN DELICATE FEATURES ARE INHERENT. NOT SUITABLE FOR SHOWER FLOORS OR STEAM SHOWERS.</p>	<p>1.4200 SF per PC</p> <p>4.61 LB per SF</p> <p>6.55 LB per PC</p> <p>5 PC per BX</p> <p>7.10 SF per BX</p> <p>32.73 LB per BX</p>	\$ 145.00 S/F
	YCLARCMSHWJ	<p>CLARIDGES CREMA MARFIL POLISHED WATERJET 22" x 9-1/4" x 3/8" WJ MOSAIC INTERLOCKING SHEET</p> <p>crema marfil polished background, rivershell polished lines Suitable for carpet cutting. Refer to TAILORED TO for custom pricing</p> <p>TECH SPECS: FRACTURES IN DELICATE FEATURES ARE INHERENT. NOT SUITABLE FOR SHOWER FLOORS OR STEAM SHOWERS.</p>	<p>1.4200 SF per PC</p> <p>4.61 LB per SF</p> <p>6.55 LB per PC</p> <p>5 PC per BX</p> <p>7.10 SF per BX</p> <p>32.73 LB per BX</p>	\$ 145.00 S/F
	YCLARSMBAWJ	<p>CLARIDGES SMOKE MIXED FINISH WATERJET 22" x 9-1/4" x 3/8" WJ MOSAIC INTERLOCKING SHEET</p> <p>smoke honed background, bianco antico polished lines Suitable for carpet cutting. Refer to TAILORED TO for custom pricing</p> <p>TECH SPECS: FRACTURES IN DELICATE FEATURES ARE INHERENT. NOT SUITABLE FOR SHOWER FLOORS OR STEAM SHOWERS.</p>	<p>1.4200 SF per PC</p> <p>4.61 LB per SF</p> <p>6.55 LB per PC</p> <p>5 PC per BX</p> <p>7.10 SF per BX</p> <p>32.73 LB per BX</p>	\$ 125.00 S/F
	YCLARTHSHWJ	<p>CLARIDGES THASSOS POLISHED WATERJET 22" x 9-1/4" x 3/8" WJ MOSAIC INTERLOCKING SHEET</p> <p>thassos polished background, rivershell polished lines Suitable for carpet cutting. Refer to TAILORED TO for custom pricing</p> <p>TECH SPECS: FRACTURES IN DELICATE FEATURES ARE INHERENT. NOT SUITABLE FOR SHOWER FLOORS OR STEAM SHOWERS.</p>	<p>1.4200 SF per PC</p> <p>4.61 LB per SF</p> <p>6.55 LB per PC</p> <p>5 PC per BX</p> <p>7.10 SF per BX</p> <p>32.73 LB per BX</p>	\$ 145.00 S/F

BX (IN BOLD), SOLD IN FULL BOXES
 TEAL, SPECIAL ORDER ITEMS
 PURPLE, IN-HOUSE FABRICATION

 LOT PHOTO APPROVAL
 INSTALLATION GUIDELINES

 COMMODITY PRICING
 CUSTOM CUTTING

COLLAGE

WATERJET



IMAGE	CODE	DESCRIPTION	LIST	U/M
	SCOLLCRWJP	COLLAGE CREME POLISHED WATERJET 12" x 12" x 3/8" WJ MOSAIC REPEATING SHEETS calacatta gold polished background, smoke honed lines, crema marfil polished lines, thassos polished lines & dots TECH SPECS: DELICATE FRACTURES ARE INHERENT AND ARE NOT DEFECTS TECH SPECS: SUITABLE FOR CARPET CUTTING	1.0000 SF per PC 4.73 LB per SF 4.73 LB per PC 10 PC per BX 10.00 SF per BX 47.30 LB per BX	\$ 90.00 S/F
	SCOLLGRWJP	COLLAGE GREY POLISHED WATERJET 12" x 12" x 3/8" WJ MOSAIC REPEATING SHEET thassos polished background, bianco carrara polished lines, bardiglio polished lines, azul cielo polished lines and dots TECH SPECS: DELICATE FRACTURES ARE INHERENT AND ARE NOT DEFECTS TECH SPECS: SUITABLE FOR CARPET CUTTING	1.0000 SF per PC 4.73 LB per SF 4.73 LB per PC 10 PC per BX 10.00 SF per BX 47.30 LB per BX	\$ 90.00 S/F

BX (IN BOLD), SOLD IN FULL BOXES
 TEAL, SPECIAL ORDER ITEMS
 PURPLE, IN-HOUSE FABRICATION





 LOT PHOTO APPROVAL
 INSTALLATION GUIDELINES

 COMMODITY PRICING
 CUSTOM CUTTING

CONSTELLATION



WATERJET



IMAGE	CODE	DESCRIPTION	LIST	U/M
	SCONBLKWHWJ	<p>CONSTELLATION BLACKOUT POLISHED WATERJET 24-1/4" x 21" x 3/8" WJ MOSAIC SOLD IN AN INTERLOCKING SET OF 4 SHEETS</p> <p>thassos polished, bianco carrara polished, bardiglio polished, nero marquina polished Sold as a set of four interlocking units: parts A, B, C and D TECH SPECS: MUST BE INSTALLED WITH MAPEI GRANIRAPID SYSTEM</p>	<p>3.5400 SF per PC 4.86 LB per SF 17.20 LB per PC 1 PC per BX 3.54 SF per BX 17.20 LB per BX</p>	\$ 170.00 S/F
	SCONBLKWJ	<p>CONSTELLATION BLACKLITE POLISHED WATERJET 24-1/4" x 21" x 3/8" WJ MOSAIC SOLD IN AN INTERLOCKING SET OF 4 SHEETS</p> <p>statuary polished, smoke high honed, grey foussana high honed, nero marquina polished Sold as a set of four interlocking units: parts A, B, C and D TECH SPECS: MUST BE INSTALLED WITH MAPEI GRANIRAPID SYSTEM</p>	<p>3.5400 SF per PC 4.69 LB per SF 16.60 LB per PC 1 PC per BX 3.54 SF per BX 16.60 LB per BX</p>	\$ 170.00 S/F
	SCONREFWJ	<p>CONSTELLATION REFLECTIONS POLISHED WATERJET 12-1/8" x 7" x 3/8" WJ MOSAIC INTERLOCKING SHEET</p> <p>statuary polished, antiqued mirror gloss</p>	<p>0.5900 SF per PC 4.08 LB per SF 2.41 LB per PC 5 PC per BX 2.95 SF per BX 12.04 LB per BX</p>	\$ 170.00 S/F
	SCONWHWJ	<p>CONSTELLATION WHITE OUT POLISHED WATERJET 12-1/8" x 7" x 3/8" WJ MOSAIC INTERLOCKING SHEET</p> <p>thassos polished, bianco carrara polished</p>	<p>0.5900 SF per PC 4.08 LB per SF 2.41 LB per PC 5 PC per BX 2.95 SF per BX 12.04 LB per BX</p>	\$ 170.00 S/F

BX (IN BOLD), SOLD IN FULL BOXES
 TEAL, SPECIAL ORDER ITEMS
 PURPLE, IN-HOUSE FABRICATION



 LOT PHOTO APPROVAL
 INSTALLATION GUIDELINES

 COMMODITY PRICING
 CUSTOM CUTTING

DAMASK

WATERJET







IMAGE	CODE	DESCRIPTION	LIST	U/M
	<p>SCHBLWJPDAM</p>	<p>DAMASK BLANC POLISHED WATERJET 14-3/4" x 8-1/4" x 3/8" WJ MOSAIC INTERLOCKING SHEET</p> <p>thassos polished background, calacatta gold polished Suitable for carpet cutting. Refer to TAILORED TO for custom pricing TECH SPECS: FRACTURES IN DELICATE FEATURES ARE INHERENT.</p>	<p>0.8600 SF per PC 5.00 LB per SF 4.30 LB per PC 5 PC per BX 4.30 SF per BX 21.50 LB per BX</p>	<p>\$ 95.00 S/F</p>
	<p>YPMDAMACWJ</p>	<p>DAMASK AZUL POLISHED WATERJET 14-3/4" x 8-1/4" x 3/8" WJ MOSAIC INTERLOCKING SHEET</p> <p>azul cielo polished, shell polished Suitable for carpet cutting. Refer to TAILORED TO for custom pricing TECH SPECS: FRACTURES IN DELICATE FEATURES ARE INHERENT.</p>	<p>0.8600 SF per PC 5.00 LB per SF 4.30 LB per PC 5 PC per BX 4.30 SF per BX 21.50 LB per BX</p>	<p>\$ 185.00 S/F</p>

BX (IN BOLD), SOLD IN FULL BOXES
 TEAL, SPECIAL ORDER ITEMS
 PURPLE, IN-HOUSE FABRICATION

 LOT PHOTO APPROVAL
 INSTALLATION GUIDELINES



 COMMODITY PRICING
 CUSTOM CUTTING



IMAGE	CODE	DESCRIPTION	LIST	U/M
	SCHACWJPDNSE	<p>DANSE© AZUL POLISHED WATERJET 13-3/4" x 13-3/4" x 3/8" WJ MOSAIC INTERLOCKING SHEET</p> <p>thassos polished background, azul cielo polished lines SUITABLE FOR CARPET CUTTING</p> <p>TECH SPECS: FRACTURES IN DELICATE FEATURES ARE INHERENT.</p>	<p>1.3200 SF per PC</p> <p>5.00 LB per SF</p> <p>6.60 LB per PC</p> <p>5 PC per BX</p> <p>6.60 SF per BX</p> <p>33.00 LB per BX</p>	\$ 155.00 S/F
	SCHBLWJPDNSE	<p>DANSE© BLANC POLISHED WATERJET 13-3/4" x 13-3/4" x 3/8" WJ MOSAIC INTERLOCKING SHEET</p> <p>thassos polished background, calacatta gold polished lines SUITABLE FOR CARPET CUTTING</p> <p>TECH SPECS: FRACTURES IN DELICATE FEATURES ARE INHERENT.</p>	<p>1.3200 SF per PC</p> <p>5.00 LB per SF</p> <p>6.60 LB per PC</p> <p>5 PC per BX</p> <p>6.60 SF per BX</p> <p>33.00 LB per BX</p>	\$ 135.00 S/F
	SCHCLWJPDNSE SPECIAL ORDER	<p>DANSE© CLASSIQUE POLISHED WATERJET 13-3/4" x 13-3/4" x 3/8" WJ MOSAIC INTERLOCKING SHEET</p> <p>min. qty: 1 PC lead time: 90 days</p> <p>crema marfil polished background, calacatta gold polished lines SUITABLE FOR CARPET CUTTING</p> <p>TECH SPECS: FRACTURES IN DELICATE FEATURES ARE INHERENT.</p>	<p>1.3200 SF per PC</p> <p>5.00 LB per SF</p> <p>6.60 LB per PC</p> <p>5 PC per BX</p> <p>6.60 SF per BX</p> <p>33.00 LB per BX</p>	\$ 154.00 S/F
	YVMLUCWJXDNSE	<p>DANSE© LUCIDO MIXED FINISH WATERJET 13-1/4" x 13-1/4" x 3/8" WJ MOSAIC INTERLOCKING SHEET</p> <p>pearl glass gloss background, calacatta gold polished lines SUITABLE FOR CARPET CUTTING</p> <p>TECH SPECS: FRACTURES IN DELICATE FEATURES ARE INHERENT.</p>	<p>1.3200 SF per PC</p> <p>3.46 LB per SF</p> <p>4.57 LB per PC</p> <p>5 PC per BX</p> <p>6.60 SF per BX</p> <p>22.84 LB per BX</p>	\$ 130.00 S/F

BX (IN BOLD), SOLD IN FULL BOXES
 TEAL, SPECIAL ORDER ITEMS
 PURPLE, IN-HOUSE FABRICATION




 LOT PHOTO APPROVAL
 INSTALLATION GUIDELINES

 COMMODITY PRICING
 CUSTOM CUTTING

DUOMO



WATERJET



IMAGE	CODE	DESCRIPTION	LIST	U/M
	SDMOWJPBLK	<p>DUOMO BLACK POLISHED WATERJET 10-15/16" x 12-11/16" x 3/8" WJ MOSAIC INTERLOCKING SHEET</p> <p>nero marquina polished 23%, grey foussana honed 23%, smoke honed 23%, champagne honed 30%</p> <p>SUITABLE FOR CARPET CUTTING</p> <p>TECH SPECS: DARK COLORED GROUT MAY STAIN LIGHT COLORED LIMESTONES. CONDUCT A TEST BEFORE FULLY GROUTING THIS PRODUCT.</p>	<p>0.9600 SF per PC</p> <p>4.44 LB per SF</p> <p>4.26 LB per PC</p> <p>10 PC per BX</p> <p>9.60 SF per BX</p> <p>42.62 LB per BX</p>	\$ 55.00 S/F
	SDMOWJPGRY	<p>DUOMO GREY POLISHED WATERJET 10-15/16" x 12-11/16" x 3/8" WJ MOSAIC INTERLOCKING SHEET</p> <p>thassos polished 30%, calacatta gold polished 23%, grey foussana honed 23%, smoke honed 23%</p> <p>SUITABLE FOR CARPET CUTTING</p>	<p>0.9600 SF per PC</p> <p>4.75 LB per SF</p> <p>4.56 LB per PC</p> <p>10 PC per BX</p> <p>9.60 SF per BX</p> <p>45.60 LB per BX</p>	\$ 55.00 S/F
	SDMOWJPWHT	<p>DUOMO WHITE POLISHED WATERJET 10-15/16" x 12-11/16" x 3/8" WJ MOSAIC INTERLOCKING SHEET</p> <p>thassos polished 30%, bianco carrara polished 23%, calacatta gold polished 23%, bardiglio polished 23%</p> <p>SUITABLE FOR CARPET CUTTING</p>	<p>0.9600 SF per PC</p> <p>4.78 LB per SF</p> <p>4.59 LB per PC</p> <p>10 PC per BX</p> <p>9.60 SF per BX</p> <p>45.89 LB per BX</p>	\$ 55.00 S/F

BX (IN BOLD), SOLD IN FULL BOXES
 TEAL, SPECIAL ORDER ITEMS
 PURPLE, IN-HOUSE FABRICATION

 LOT PHOTO APPROVAL
 INSTALLATION GUIDELINES

 COMMODITY PRICING
 CUSTOM CUTTING

ELYSIUM GARDEN


WATERJET



IMAGE	CODE	DESCRIPTION	LIST	U/M
	<p>YPMELGARGWJ</p>	<p>ELYSIUM GARDEN CALACATTA GOLD POLISHED WATERJET 24-13/16" x 13-1/4" x 3/8" WJ MOSAIC INTERLOCKING SHEET</p> <p>calacatta gold polished background, rivershell polished leaves SUITABLE FOR CARPET CUTTING</p> <p>TECH SPECS: FRACTURES IN DELICATE FEATURES ARE INHERENT. TECH SPECS: NOT SUITABLE FOR SHOWER FLOORS, STANDARD SHOWER WALLS ONLY.</p>	<p>2.2800 SF per PC</p> <p>5.50 LB per SF</p> <p>12.54 LB per PC</p> <p>4 PC per BX</p> <p>9.12 SF per BX</p> <p>50.16 LB per BX</p>	<p>\$ 175.00 S/F</p>

BX (IN BOLD), SOLD IN FULL BOXES
 TEAL, SPECIAL ORDER ITEMS
 PURPLE, IN-HOUSE FABRICATION

 LOT PHOTO APPROVAL
 INSTALLATION GUIDELINES

 COMMODITY PRICING
 CUSTOM CUTTING

ESPIRIT

WATERJET



IMAGE	CODE	DESCRIPTION	LIST	U/M
	<p>SCHBLWJPESP</p> <p>SPECIAL ORDER</p>	<p>ESPRIT BLANC POLISHED WATERJET 13-7/16" x 11-1/4" x 3/8" WJ MOSAIC INTERLOCKING SHEET min. qty: 1 PC lead time: 90 days</p> <p>thassos polished SUITABLE FOR CARPET CUTTING</p> <p>TECH SPECS: FRACTURES IN DELICATE FEATURES ARE INHERENT.</p>	<p>1.0350 SF per PC</p> <p>5.02 LB per SF</p> <p>5.20 LB per PC</p>	<p>\$ 140.00 S/F</p>

BX (IN BOLD), SOLD IN FULL BOXES
 TEAL, SPECIAL ORDER ITEMS
 PURPLE, IN-HOUSE FABRICATION



LOT PHOTO APPROVAL



COMMODITY PRICING



INSTALLATION GUIDELINES






CUSTOM CUTTING

ESTRELLA GRANDE



WATERJET



IMAGE	CODE	DESCRIPTION	LIST	U/M
	YESTGRACWJ	ESTRELLA GRANDE® AZUL POLISHED WATERJET 10-3/8" x 9" x 3/8" WJ MOSAIC INTERLOCKING SHEET azul cielo polished, thassos polished, bianco carrara polished SUITABLE FOR CARPET CUTTING	0.6500 SF per PC 3.72 LB per SF 2.42 LB per PC 10 PC per BX 6.50 SF per BX 24.18 LB per BX	\$ 145.00 S/F
	YESTGRGRWJ	ESTRELLA GRANDE® GREY MIXED FINISH WATERJET 10-3/8" x 9" x 3/8" WJ MOSAIC INTERLOCKING SHEET smoke honed, bianco antico polished, rivershell polished SUITABLE FOR CARPET CUTTING TECH SPECS: NOT SUITABLE FOR WET APPLICATIONS. TECH SPECS: INSTALL WITH MAPEI GRANIRAPID	0.6500 SF per PC 3.72 LB per SF 2.42 LB per PC 10 PC per BX 6.50 SF per BX 24.18 LB per BX	\$ 150.00 S/F
	YESTGRWHWJ	ESTRELLA GRANDE® WHITE MIXED FINISH WATERJET 10-3/8" x 9" x 3/8" WJ MOSAIC INTERLOCKING SHEET thassos polished, white glass gloss, rivershell polished SUITABLE FOR CARPET CUTTING TECH SPECS: NOT SUITABLE FOR SHOWER FLOORS, STANDARD SHOWER WALLS ONLY.	0.6500 SF per PC 3.72 LB per SF 2.42 LB per PC 10 PC per BX 6.50 SF per BX 24.18 LB per BX	\$ 140.00 S/F

BX (IN BOLD), SOLD IN FULL BOXES
 TEAL, SPECIAL ORDER ITEMS
 PURPLE, IN-HOUSE FABRICATION




 LOT PHOTO APPROVAL
 INSTALLATION GUIDELINES

 COMMODITY PRICING
 CUSTOM CUTTING

ETOILE

WATERJET



IMAGE	CODE	DESCRIPTION	LIST	U/M
	SETOBCWJP	ETOILE BIANCO CARRARA POLISHED WATERJET 11-1/8" x 12-1/4" x 3/8" WJ MOSAIC INTERLOCKING SHEET SUITABLE FOR CARPET CUTTING	0.9500 SF per PC 3.75 LB per SF 3.56 LB per PC 10 PC per BX 9.50 SF per BX 35.63 LB per BX	\$ 65.00 S/F
	SETOCGWJP	ETOILE CALACATTA GOLD POLISHED WATERJET 11-1/8" x 12-1/4" x 3/8" WJ MOSAIC INTERLOCKING SHEET SUITABLE FOR CARPET CUTTING	0.9500 SF per PC 3.75 LB per SF 3.56 LB per PC 10 PC per BX 9.50 SF per BX 35.63 LB per BX	\$ 70.00 S/F
	SETOTHWJP	ETOILE THASSOS POLISHED WATERJET 11-1/8" x 12-1/4" x 3/8" WJ MOSAIC INTERLOCKING SHEET SUITABLE FOR CARPET CUTTING	0.9500 SF per PC 3.75 LB per SF 3.56 LB per PC 10 PC per BX 9.50 SF per BX 35.63 LB per BX	\$ 70.00 S/F

BX (IN BOLD), SOLD IN FULL BOXES
 TEAL, SPECIAL ORDER ITEMS
 PURPLE, IN-HOUSE FABRICATION

 LOT PHOTO APPROVAL
 INSTALLATION GUIDELINES

 COMMODITY PRICING
 CUSTOM CUTTING

FLEUR


WATERJET



IMAGE	CODE	DESCRIPTION	LIST	U/M
	<p>SCHBLWJPFLR</p> <p>SPECIAL ORDER</p>	<p>FLEUR CALACATTA GOLD POLISHED WATERJET 10-3/8" x 12-9/16" x 3/8" WJ MOSAIC INTERLOCKING SHEET min. qty: 1 PC lead time: 90 days</p> <p>SUITABLE FOR CARPET CUTTING</p> <p>TECH SPECS: FRACTURES IN DELICATE FEATURES ARE INHERENT.</p>	<p>0.9000 SF per PC</p> <p>5.02 LB per SF</p> <p>4.52 LB per PC</p> <p>1 PC per BX</p> <p>0.90 SF per BX</p> <p>4.52 LB per BX</p>	<p>\$ 140.00 S/F</p>

BX (IN BOLD), SOLD IN FULL BOXES
 TEAL, SPECIAL ORDER ITEMS
 PURPLE, IN-HOUSE FABRICATION




 LOT PHOTO APPROVAL
 INSTALLATION GUIDELINES

 COMMODITY PRICING
 CUSTOM CUTTING

FOLIAGE GRANDE



WATERJET



IMAGE	CODE	DESCRIPTION	LIST	U/M
	SLGFOLAZMP	<p>FOLIAGE GRANDE AZUL POLISHED WATERJET 12-5/8" x 12-5/8" x 3/8" WJ MOSAIC INTERLOCKING SHEET</p> <p>azul macaubas polished 33%, bianco antico polished 33%, smoke honed 34%</p> <p>SUITABLE FOR CARPET CUTTING</p> <p>TECH SPECS: BIANCO ANTICO MAY SHOW AGING WHEN EXPOSED TO DIRECT WATER. NOT RECOMMENDED FOR POOLS, SPAS OR FOUNTAINS.</p>	<p>1.1100 SF per PC</p> <p>3.82 LB per SF</p> <p>4.24 LB per PC</p> <p>10 PC per BX</p> <p>11.10 SF per BX</p> <p>42.40 LB per BX</p>	\$ 160.00 S/F
	SLGFOLBCMP	<p>FOLIAGE GRANDE BIANCO CARRARA POLISHED WATERJET 12-5/8" x 12-5/8" x 3/8" WJ MOSAIC INTERLOCKING SHEET</p> <p>SUITABLE FOR CARPET CUTTING</p>	<p>1.1100 SF per PC</p> <p>3.82 LB per SF</p> <p>4.24 LB per PC</p> <p>10 PC per BX</p> <p>11.10 SF per BX</p> <p>42.40 LB per BX</p>	\$ 100.00 S/F
	SLGFOLLINMX	<p>FOLIAGE GRANDE LINEN MIXED FINISH WATERJET 12-5/8" x 12-5/8" x 3/8" WJ MOSAIC INTERLOCKING SHEET</p> <p>china white polished 25%, smoke honed 25%, bianco onyx polished 25%, bianco antico polished 25%</p> <p>SUITABLE FOR CARPET CUTTING</p> <p>TECH SPECS: BIANCO ANTICO MAY SHOW AGING WHEN EXPOSED TO DIRECT WATER. NOT RECOMMENDED FOR POOLS, SPAS OR FOUNTAINS.</p>	<p>1.1000 SF per PC</p> <p>3.64 LB per SF</p> <p>4.00 LB per PC</p> <p>10 PC per BX</p> <p>11.00 SF per BX</p> <p>40.04 LB per BX</p>	\$ 135.00 S/F

BX (IN BOLD), SOLD IN FULL BOXES
 TEAL, SPECIAL ORDER ITEMS
 PURPLE, IN-HOUSE FABRICATION



 LOT PHOTO APPROVAL
 INSTALLATION GUIDELINES

 COMMODITY PRICING
 CUSTOM CUTTING

GAZEBO

WATERJET



IMAGE	CODE	DESCRIPTION	LIST	U/M
	YGAZBCWJ	GAZEBO BIANCO CARRARA POLISHED WATERJET 12" x 12" x 3/8" WJ MOSAIC INTERLOCKING SHEET bianco carrara polished background, thassos polished lines TECH SPECS: DELICATE FRACTURES CAN OCCUR, CHOOSE A MATCHING GROUT COLOR TO MINIMIZE THEIR APPEARANCE.	1.0000 SF per PC 4.80 LB per SF 4.80 LB per PC 5 PC per BX 5.00 SF per BX 24.00 LB per BX	\$ 90.00 S/F
	YGAZTHSHWJ	GAZEBO THASSOS POLISHED WATERJET 12" x 12" x 3/8" WJ MOSAIC INTERLOCKING SHEET thassos polished background, rivershell polished lines Thassos, Rivershell TECH SPECS: SUITABLE FOR LIGHT TRAFFIC FLOORS AND INTERIOR WALLS; CONVENTIONAL SHOWER WALLS ONLY; NOT RECOMMENDED IN STEAM SHOWERS; TECH SPECS:FRACTURES IN DELICATE FEATURES ARE INHERENT.	1.0000 SF per PC 4.80 LB per SF 4.80 LB per PC 5 PC per BX 5.00 SF per BX 24.00 LB per BX	\$ 110.00 S/F

BX (IN BOLD), SOLD IN FULL BOXES
 TEAL, SPECIAL ORDER ITEMS
 PURPLE, IN-HOUSE FABRICATION



LOT PHOTO APPROVAL



INSTALLATION GUIDELINES



COMMODITY PRICING



CUSTOM CUTTING

GENIE

WATERJET



IMAGE	CODE	DESCRIPTION	LIST	U/M
	<p>YGENIGRYWJP</p>	<p>GENIE GREY POLISHED WATERJET 15-11/16" x 7-9/16" WJ MOSAIC INTERLOCKING SHEET</p> <p>china black polished, bardiglio nuvolato polished, bardiglio imperiale polished, bianco carrara polished, azul cielo polished</p> <p>TECH SPECS: FRACTURES IN DELICATE FEATURES ARE INHERENT.</p>	<p>0.8230 SF per PC</p> <p>4.74 LB per SF</p> <p>3.90 LB per PC</p> <p>5 PC per BX</p> <p>4.12 SF per BX</p> <p>19.51 LB per BX</p>	<p>\$ 125.00 S/F</p>
	<p>YGENIWHBKWJP</p>	<p>GENIE WHITE & BLACK POLISHED WATERJET 15-11/16" x 7-9/16" WJ MOSAIC INTERLOCKING SHEET</p> <p>china black polished, thassos polished</p> <p>TECH SPECS: FRACTURES IN DELICATE FEATURES ARE INHERENT.</p> <p>TECH SPECS: NOT SUITABLE FOR SHOWER FLOORS</p>	<p>0.8230 SF per PC</p> <p>4.88 LB per SF</p> <p>4.02 LB per PC</p> <p>5 PC per BX</p> <p>4.12 SF per BX</p> <p>20.08 LB per BX</p>	<p>\$ 130.00 S/F</p>

BX (IN BOLD), SOLD IN FULL BOXES
 TEAL, SPECIAL ORDER ITEMS
 PURPLE, IN-HOUSE FABRICATION



LOT PHOTO APPROVAL



COMMODITY PRICING



INSTALLATION GUIDELINES





CUSTOM CUTTING

GRANADA

WATERJET



IMAGE	CODE	DESCRIPTION	LIST	U/M
	<p>YVMBCWJXGRA</p>	<p>GRANADA© BIANCO CARRARA MIXED FINISH WATERJET 19-1/2" x 19-1/2" x 3/8" WJ MOSAIC INTERLOCKING SHEET</p> <p>bianco carrara polished, smoke honed, azul cielo polished, white glass gloss SUITABLE FOR CARPET CUTTING TECH SPECS: FRACTURES IN DELICATE FEATURES ARE INHERENT. TECH SPECS: MUST BE INSTALLED WITH MAPEI KERABOND WITH KERALASTIC;</p>	<p>2.6400 SF per PC 4.30 LB per SF 11.35 LB per PC 2 PC per BX 5.28 SF per BX 22.70 LB per BX</p>	<p>\$ 125.00 S/F</p>
	<p>YVMMSWJXGRA</p>	<p>GRANADA© SMOKE MIXED FINISH WATERJET 19-1/2" x 19-1/2" x 3/8" WJ MOSAIC INTERLOCKING SHEET</p> <p>smoke honed, bianco antico polished, pearl glass gloss SUITABLE FOR CARPET CUTTING TECH SPECS: FRACTURES IN DELICATE FEATURES ARE INHERENT. TECH SPECS: INSTALL WITH MAPEI GRANIRAPID ONLY</p>	<p>2.6400 SF per PC 4.30 LB per SF 11.35 LB per PC 2 PC per BX 5.28 SF per BX 22.70 LB per BX</p>	<p>\$ 115.00 S/F</p>

BX (IN BOLD), SOLD IN FULL BOXES
 TEAL, SPECIAL ORDER ITEMS
 PURPLE, IN-HOUSE FABRICATION

 LOT PHOTO APPROVAL
 INSTALLATION GUIDELINES

 COMMODITY PRICING
 CUSTOM CUTTING

JAIPUR VINE

WATERJET



IMAGE	CODE	DESCRIPTION	LIST	U/M
	<p>YJVINECGP</p>	<p>JAIPUR VINE® CALACATTA GOLD POLISHED WATERJET 21-1/8" x 10-7/16" x 3/8" WJ MOSAIC INTERLOCKING SHEET - 2 PIECE UNIT</p> <p>calacatta gold polished, antique mirror gloss</p>	<p>1.5400 SF per PC 2.99 LB per SF 4.61 LB per PC 5 PC per BX 7.70 SF per BX 23.02 LB per BX</p>	<p>\$ 145.00 S/F</p>

BX (IN BOLD), SOLD IN FULL BOXES
 TEAL, SPECIAL ORDER ITEMS
 PURPLE, IN-HOUSE FABRICATION



LOT PHOTO APPROVAL



INSTALLATION GUIDELINES



COMMODITY PRICING






CUSTOM CUTTING

MEDALLIONS



WATERJET



IMAGE	CODE	DESCRIPTION	LIST	U/M
	<p>DUOMEDNONSK36</p> <p>SPECIAL ORDER</p>	<p>DUOMO MEDALLION WATERJET WJ MOSAIC 36" IN DIAMETER min. qty: 1 EA lead time: 120 days</p> <p>CUSTOM WATERJET Pricing is an estimate only and excludes specialty stones such as onyx, blue stones, shell, metal or other semi precious material.</p>		<p>\$ 1,750.00 EA</p>
	<p>DUOMEDNONSK48</p> <p>SPECIAL ORDER</p>	<p>DUOMO MEDALLION WATERJET WJ MOSAIC 48" IN DIAMETER min. qty: 1 EA lead time: 90 days</p> <p>CUSTOM WATERJET Pricing is an estimate only and excludes specialty stones such as onyx, blue stones, shell, metal or other semi precious material.</p>		<p>\$ 3,375.00 EA</p>
	<p>DUOMEDNONSK60</p> <p>SPECIAL ORDER</p>	<p>DUOMO MEDALLION WATERJET WJ MOSAIC 60" IN DIAMETER min. qty: 1 EA lead time: 90 days</p> <p>CUSTOM WATERJET Pricing is an estimate only and excludes specialty stones such as onyx, blue stones, shell, metal or other semi precious material.</p>		<p>\$ 5,250.00 EA</p>

BX (IN BOLD), SOLD IN FULL BOXES
TEAL, SPECIAL ORDER ITEMS
PURPLE, IN-HOUSE FABRICATION


 LOT PHOTO APPROVAL
 INSTALLATION GUIDELINES

 COMMODITY PRICING
 CUSTOM CUTTING

MICHAEL ARAM STONE



WATERJET



IMAGE	CODE	DESCRIPTION	LIST	U/M
	<p>SMAORCHBCDWJ</p>	<p>ORCHID@ DIMENSIONAL BIANCO CARRARA POLISHED WATERJET 20-13/16" x 24-1/4" x 3/8" WJ MOSAIC INTERLOCKING SHEET, SOLD IN 3 PARTS PROJECTION: 3/4"</p> <p>thassos polished flowers, bianco carrara polished background</p> <p>TECH SPECS: GROUT BACKGROUND, FLORAL OUTLINES AND STEMS, DO NOT GROUT INTERIOR OF DIMENSIONAL FLOWERS. DIMENSIONAL PIECES PROTRUDE BEYOND 3/8" THICKNESS OF BACKGROUND</p>	<p>3.5048 SF per PC</p>	<p>\$ 150.00 S/F</p>

BX (IN BOLD), SOLD IN FULL BOXES
TEAL, SPECIAL ORDER ITEMS
PURPLE, IN-HOUSE FABRICATION


 LOT PHOTO APPROVAL
 INSTALLATION GUIDELINES

 COMMODITY PRICING
 CUSTOM CUTTING

ORIGAMI

WATERJET



IMAGE	CODE	DESCRIPTION	LIST	U/M
	<p>SORIGAWWJ</p>	<p>ORIGAMI ALTA WHITE POLISHED WATERJET 13-3/4" x 13-3/4" x 3/8" WJ MOSAIC</p>	<p>1.3100 SF per PC 4.20 LB per SF 5.50 LB per PC 5 PC per BX 6.55 SF per BX 27.51 LB per BX</p>	<p>\$ 130.00 S/F</p>

BX (IN BOLD), SOLD IN FULL BOXES
 TEAL, SPECIAL ORDER ITEMS
 PURPLE, IN-HOUSE FABRICATION



LOT PHOTO APPROVAL



COMMODITY PRICING



INSTALLATION GUIDELINES





CUSTOM CUTTING

PANTHEON

WATERJET



IMAGE	CODE	DESCRIPTION	LIST	U/M
	SPNTFDOLHWJ	<p>PANTHEON FLOWER BIANCO DOLOMITI HONED WATERJET 16" x 16" x 3/8" WJ MOSAIC INTERLOCKS WITH PANTHEON X</p> <p>bianco dolomiti honed background, cloud honed lines PATTERN CAN BE INSTALLED VERTICALLY OR ON THE DIAMOND. SOLD SEPARATELY BUT WORKS IN CONJUNCTION WITH PANTHEON X TECH SPECS: AKA BIANCO DOLOMITE TECH SPECS: FRACTURES IN DELICATE FEATURES ARE INHERENT</p>	<p>1.7800 SF per PC</p> <p>4.83 LB per SF</p> <p>8.60 LB per PC</p> <p>5 PC per BX</p> <p>8.90 SF per BX</p> <p>42.99 LB per BX</p>	\$ 90.00 S/F
	SPNTXDOLHWJ	<p>PANTHEON X BIANCO DOLOMITI HONED WATERJET 16" x 16" x 3/8" WJ MOSAIC INTERLOCKS WITH PANTHEON FLOWER</p> <p>bianco dolomiti honed background, cloud honed lines PATTERN CAN BE INSTALLED VERTICALLY OR ON THE DIAMOND. SOLD SEPARATELY BUT WORKS IN CONJUNCTION WITH PANTHEON FLOWER TECH SPECS: AKA BIANCO DOLOMITE TECH SPECS: FRACTURES IN DELICATE FEATURES ARE INHERENT</p>	<p>1.7800 SF per PC</p> <p>4.83 LB per SF</p> <p>8.60 LB per PC</p> <p>5 PC per BX</p> <p>8.90 SF per BX</p> <p>42.99 LB per BX</p>	\$ 65.00 S/F

BX (IN BOLD), SOLD IN FULL BOXES
 TEAL, SPECIAL ORDER ITEMS
 PURPLE, IN-HOUSE FABRICATION

 LOT PHOTO APPROVAL
 INSTALLATION GUIDELINES

 COMMODITY PRICING
 CUSTOM CUTTING

POMPEII


WATERJET



IMAGE	CODE	DESCRIPTION	LIST	U/M
	<p>SPOMPGRYWJ</p>	<p>POMPEII GREY POLISHED WATERJET 12-1/2" x 12-1/2" x 3/8" WJ MOSAIC INTERLOCKING SHEET</p> <p>statuary background polished, bianco carrara mosaic outline polished, thassos line polished, bardiglio mosaic outline polished</p>	<p>1.0800 SF per PC 3.30 LB per SF 3.56 LB per PC 10 PC per BX 10.80 SF per BX 35.64 LB per BX</p>	<p>\$ 115.00 S/F</p>

BX (IN BOLD), SOLD IN FULL BOXES
 TEAL, SPECIAL ORDER ITEMS
 PURPLE, IN-HOUSE FABRICATION

 LOT PHOTO APPROVAL
 INSTALLATION GUIDELINES

 COMMODITY PRICING
 CUSTOM CUTTING

RIALTO

WATERJET



IMAGE	CODE	DESCRIPTION	LIST	U/M
	SRIABEIWJP	<p>RIALTO BEIGE POLISHED WATERJET 7-3/4" x 10" x 3/8" WJ MOSAIC champagne polished, thassos polished SUITABLE FOR CARPET CUTTING</p> <p>TECH SPECS: FRACTURES IN DELICATE FEATURES ARE INHERENT. TECH SPECS: DARK COLORED GROUT MAY STAIN LIGHT COLORED LIMESTONES. CONDUCT A TEST BEFORE FULLY GROUTING THIS PRODUCT.</p>	<p>0.5380 SF per PC 4.46 LB per SF 2.40 LB per PC 10 PC per BX 5.38 SF per BX 24.00 LB per BX</p>	\$ 95.00 S/F
	SRIAGRWJP	<p>RIALTO GREY POLISHED WATERJET 7-3/4" x 10" x 3/8" WJ MOSAIC</p> <p>statuary polished bkgrnd & lines, bardiglio polished lines & dots, bianco carrara polished diamonds SUITABLE FOR CARPET CUTTING</p> <p>TECH SPECS: FRACTURES IN DELICATE FEATURES ARE INHERENT.</p>	<p>0.5380 SF per PC 4.46 LB per SF 2.40 LB per PC 10 PC per BX 5.38 SF per BX 24.00 LB per BX</p>	\$ 90.00 S/F
	SRIAWHBKWJP	<p>RIALTO WHITE & BLACK POLISHED WATERJET 7-3/4" x 10" x 3/8" WJ MOSAIC</p> <p>thassos polished bkgrnd & lines, nero marquina polished lines & dots, calacatta gold polished diamonds SUITABLE FOR CARPET CUTTING</p> <p>TECH SPECS: FRACTURES IN DELICATE FEATURES ARE INHERENT.</p>	<p>0.5380 SF per PC 4.46 LB per SF 2.40 LB per PC 10 PC per BX 5.38 SF per BX 24.00 LB per BX</p>	\$ 90.00 S/F

BX (IN BOLD), SOLD IN FULL BOXES
 TEAL, SPECIAL ORDER ITEMS
 PURPLE, IN-HOUSE FABRICATION

LOT PHOTO APPROVAL
 INSTALLATION GUIDELINES

COMMODITY PRICING
 CUSTOM CUTTING

RIVIERA


WATERJET



IMAGE	CODE	DESCRIPTION	LIST	U/M
	<p>YRIVTHSHWJ</p>	<p>RIVIERA WHITE POLISHED WATERJET 11-5/8" x 4-1/16" x 3/8" WJ MOSAIC INTERLOCKING SHEET</p> <p>thassos polished background, bianco carrara polished lines, rivershell polished lines</p> <p>TECH SPECS: SUITABLE FOR LIGHT TRAFFIC FLOORS AND INTERIOR WALLS; CONVENTIONAL SHOWER WALLS ONLY; NOT RECOMMENDED IN STEAM SHOWERS; FRACTURES IN DELICATE FEATURES ARE INHERENT.</p>	<p>0.3300 SF per PC</p> <p>5.03 LB per SF</p> <p>1.66 LB per PC</p> <p>10 PC per BX</p> <p>3.30 SF per BX</p> <p>16.60 LB per BX</p>	<p>\$ 115.00 S/F</p>

BX (IN BOLD), SOLD IN FULL BOXES
TEAL, SPECIAL ORDER ITEMS
PURPLE, IN-HOUSE FABRICATION


 LOT PHOTO APPROVAL
 INSTALLATION GUIDELINES

 COMMODITY PRICING
 CUSTOM CUTTING

SEVILLE

WATERJET



IMAGE	CODE	DESCRIPTION	LIST	U/M
	<p>YVMBIAWJXSEV</p>	<p>SEVILLE BIANCO MIXED FINISH WATERJET 11-1/4" x 11-1/4" x 3/8" WJ MOSAIC INTERLOCKING SHEET</p> <p>white glass satin, white glass gloss, bianco carrara polished, thassos polished SUITABLE FOR CARPET CUTTING</p> <p>TECH SPECS: FRACTURES IN DELICATE FEATURES ARE INHERENT. TECH SPECS: MUST BE INSTALLED WITH MAPEI KERABOND WITH KERALASTIC;</p>	<p>0.9000 SF per PC</p> <p>4.63 LB per SF</p> <p>4.17 LB per PC</p> <p>5 PC per BX</p> <p>4.50 SF per BX</p> <p>20.84 LB per BX</p>	<p>\$ 135.00 S/F</p>

BX (IN BOLD), SOLD IN FULL BOXES
TEAL, SPECIAL ORDER ITEMS
PURPLE, IN-HOUSE FABRICATION



LOT PHOTO APPROVAL



COMMODITY PRICING



INSTALLATION GUIDELINES






CUSTOM CUTTING

TOLEDO

WATERJET



IMAGE	CODE	DESCRIPTION	LIST	U/M
	SCHBLWJPTOL	<p>TOLEDO BLANC POLISHED WATERJET 11-3/4" x 10" x 3/8" WJ MOSAIC INTERLOCKING SHEET</p> <p>thassos polished background, calacatta gold polished refer to TAILORED TO for custom pricing SUITABLE FOR CARPET CUTTING TECH SPECS: FRACTURES IN DELICATE FEATURES ARE INHERENT.</p>	<p>0.8200 SF per PC</p> <p>5.00 LB per SF</p> <p>4.10 LB per PC</p> <p>5 PC per BX</p> <p>4.10 SF per BX</p> <p>20.50 LB per BX</p>	\$ 110.00 S/F
	SCHCLWJPTOL	<p>TOLEDO CLASSIQUE POLISHED WATERJET 11-3/4" x 10" x 3/8" WJ MOSAIC INTERLOCKING SHEET</p> <p>crema marfil polished background, calacatta gold polished refer to TAILORED TO for custom pricing SUITABLE FOR CARPET CUTTING TECH SPECS: FRACTURES IN DELICATE FEATURES ARE INHERENT.</p>	<p>0.8200 SF per PC</p> <p>5.00 LB per SF</p> <p>4.10 LB per PC</p> <p>5 PC per BX</p> <p>4.10 SF per BX</p> <p>20.50 LB per BX</p>	\$ 110.00 S/F
	YVMLUCWJXTOL	<p>TOLEDO LUCIDO MIXED FINISH WATERJET 11-3/4" x 10" x 3/8" WJ MOSAIC INTERLOCKING SHEET</p> <p>calacatta gold polished background, pearl glass gloss lines refer to TAILORED TO for custom pricing SUITABLE FOR CARPET CUTTING TECH SPECS: FRACTURES IN DELICATE FEATURES ARE INHERENT.</p>	<p>0.8200 SF per PC</p> <p>4.27 LB per SF</p> <p>3.50 LB per PC</p> <p>5 PC per BX</p> <p>4.10 SF per BX</p> <p>17.51 LB per BX</p>	\$ 110.00 S/F

BX (IN BOLD), SOLD IN FULL BOXES
 TEAL, SPECIAL ORDER ITEMS
 PURPLE, IN-HOUSE FABRICATION


 LOT PHOTO APPROVAL
 INSTALLATION GUIDELINES

 COMMODITY PRICING
 CUSTOM CUTTING

TOLEDO SMALL

WATERJET



IMAGE	CODE	DESCRIPTION	LIST	U/M
	<p>YVMSLVSTOL</p>	<p>SMALL TOLEDO SILVER POLISHED WATERJET 11-3/4" x 13-1/8" x 3/8" WJ MOSAIC INTERLOCKING SHEET</p> <p>antique mirror gloss background, thassos polished lines refer to TAILORED TO for custom pricing SUITABLE FOR CARPET CUTTING TECH SPECS: WALLS ONLY. NOT SUITABLE FOR WET APPLICATIONS.</p>	<p>1.0700 SF per PC</p> <p>4.11 LB per SF</p> <p>4.40 LB per PC</p> <p>5 PC per BX</p> <p>5.35 SF per BX</p> <p>21.99 LB per BX</p>	<p>\$ 140.00 S/F</p>

BX (IN BOLD), SOLD IN FULL BOXES
 TEAL, SPECIAL ORDER ITEMS
 PURPLE, IN-HOUSE FABRICATION



LOT PHOTO APPROVAL



COMMODITY PRICING



INSTALLATION GUIDELINES



CUSTOM CUTTING

VALENCIA

WATERJET



IMAGE	CODE	DESCRIPTION	LIST	U/M
	<p>YVMLUCWJXVAL</p>	<p>VALENCIA LUCIDO MIXED FINISH WATERJET 13" x 14-1/2" x 3/8" WJ MOSAIC INTERLOCKING SHEET</p> <p>calacatta gold polished background, pearl glass gloss detail refer to TAILORED TO for custom pricing SUITABLE FOR CARPET CUTTING TECH SPECS: FRACTURES IN DELICATE FEATURES ARE INHERENT. TECH SPECS: MUST BE INSTALLED WITH MAPEI KERABOND WITH KERALASTIC;</p>	<p>1.3090 SF per PC 3.44 LB per SF 4.50 LB per PC 5 PC per BX 6.55 SF per BX 22.52 LB per BX</p>	<p>\$ 120.00 S/F</p>

BX (IN BOLD), SOLD IN FULL BOXES
TEAL, SPECIAL ORDER ITEMS
PURPLE, IN-HOUSE FABRICATION

 LOT PHOTO APPROVAL
 INSTALLATION GUIDELINES

 COMMODITY PRICING
 CUSTOM CUTTING

VECCHIA ROMANA


WATERJET



IMAGE	CODE	DESCRIPTION	LIST	U/M
	<p>SVROMCGPWJ</p>	<p>VECCHIA ROMANA® CALACATTA GOLD POLISHED WATERJET 22-3/4" x 11-3/8" x 3/8" WJ MOSAIC INTERLOCKING SHEET</p> <p>calcatta gold polished background, thassos polished lines</p>	<p>1.7800 SF per PC 4.66 LB per SF 8.30 LB per PC 4 PC per BX 7.12 SF per BX 33.18 LB per BX</p>	<p>\$ 120.00 S/F</p>

BX (IN BOLD), SOLD IN FULL BOXES
 TEAL, SPECIAL ORDER ITEMS
 PURPLE, IN-HOUSE FABRICATION


 LOT PHOTO APPROVAL
 INSTALLATION GUIDELINES

 COMMODITY PRICING
 CUSTOM CUTTING

WALDEN

WATERJET



IMAGE	CODE	DESCRIPTION	LIST	U/M
	<p>SWALDONXWJP</p>	<p>WALDEN BIANCO ONYX SELECT POLISHED STONE 15-15/16" x 11-5/16" x 3/8 WJ MOSAIC INTERLOCKING SHEET</p> <p>bianco onyx select polished flowers, thassos polished background WHITE ONYX MAY HAVE SLIGHT ORANGE OR YELLOW VEINS.</p> <p>TECH SPECS: SUITABLE FOR LIGHT TRAFFIC FLOORS AND INTERIOR WALLS; CONVENTIONAL SHOWER WALLS ONLY; NOT RECOMMENDED IN STEAM SHOWERS; FRACTURES IN DELICATE FEATURES ARE INHERENT.</p>	<p>1.2500 SF per PC</p> <p>4.80 LB per SF</p> <p>6.00 LB per PC</p> <p>8 PC per BX</p> <p>10.00 SF per BX</p> <p>48.00 LB per BX</p>	<p>\$ 150.00 S/F</p>

BX (IN BOLD), SOLD IN FULL BOXES
 TEAL, SPECIAL ORDER ITEMS
 PURPLE, IN-HOUSE FABRICATION

 LOT PHOTO APPROVAL
 INSTALLATION GUIDELINES

 COMMODITY PRICING
 CUSTOM CUTTING

XANADU

WATERJET



IMAGE	CODE	DESCRIPTION	LIST	U/M
	SXANFCGMP	<p>XANADU FALLS CALACATTA GOLD POLISHED STONE MOSAIC INTERLOCKING SHEET SHEET COVERAGE AREA: 26-13/16" x 15- 3/16" x 3/8" (2.8278 SF/PC)</p> <p>TECH SPECS: DRY LAYING OF THIS PRODUCT PRIOR TO INSTALLATION IS RECOMMENDED</p>	<p>2.8278 SF per PC 3.29 LB per SF 9.30 LB per PC 4 PC per BX 11.31 SF per BX 37.21 LB per BX</p>	<p>\$ 65.00 S/F</p>
	YXANCGWJP	<p>XANADU® CALACATTA GOLD POLISHED WATERJET 21-3/4" x 26-13/16" x 5/16" WJ MOSAIC INTERLOCKING SHEET SOLD IN A 2-PIECE UNIT</p> <p>calacatta gold polished background, gold leaf glass gloss lines & petals, rivershell polished dots, amethyst polished dots</p> <p>TECH SPECS: FRACTURES IN DELICATE FEATURES ARE</p>	<p>4.0500 SF per PC 5.50 LB per SF 22.28 LB per PC 2 PC per BX 8.10 SF per BX 44.55 LB per BX</p>	<p>\$ 203.00 S/F</p> <p></p>

BX (IN BOLD), SOLD IN FULL BOXES
 TEAL, SPECIAL ORDER ITEMS
 PURPLE, IN-HOUSE FABRICATION

LOT PHOTO APPROVAL
 INSTALLATION GUIDELINES

COMMODITY PRICING
 CUSTOM CUTTING

CLOSE OUT - CLOSEOUT

X CLOSE OUT



IMAGE	CODE	DESCRIPTION	LIST	U/M
	YAGRABC	<p>AGRA VINE® BIANCO CARRARA UNDULATED STONE STRAIGHT EDGE 12" x 24" x 3/8" FIELD DECORATIVE</p> <p>STAINLESS SILVER INLAY HIGHLY POLISHED SURFACE **LX PRICING**</p> <p>TECH SPECS: NOT RECOMMENDED FOR WET AREAS TECH SPECS: THE MARBLE INSTITUTE OF AMERICA</p>	<p>2.0000 SF per PC</p> <p>5.40 LB per SF</p> <p>10.80 LB per PC</p> <p>\$ 140.00 S/F</p> <p>5 PC per BX \$ 84.00 S/F</p> <p>10.00 SF per BX</p> <p>54.00 LB per BX</p>	
	SMOSSAMBMX12	<p>AMBRA MOSS GREEN MIXED FINISH STONE 12" x 12" x 3/8" FIELD DIMENSIONAL</p> <p>HAND CARVED REAL STONE; ALLOW FOR VARIATION IN PATTERNING; 2 PIECES PER SET, PART 1 & PART 2</p> <p>TECH SPECS: DO NOT USE COLOR ENHANCER; SEE INSTALLATION TIPS FOR OUT CORNER DETAIL</p>	<p>1.0000 SF per PC</p> <p>4.77 LB per SF</p> <p>4.77 LB per PC</p> <p>\$ 50.00 S/F</p> <p>2 PC per BX \$ 30.00 S/F</p> <p>2.00 SF per BX</p> <p>9.54 LB per BX</p>	
	PAMNRB624	<p>AMERICAN NATURALS RAIN BARREL TEXTURED X CLOSE OUT RECTIFIED 6" x 24" x 3/8" FIELD TILE</p> <p>TECH SPECS: DCOF ACUTEST WET 0.64, 0.64, 0.64 TECH SPECS: DO NOT OFFSET BY MORE THAN 25%, MINIMUM 1/8" GROUT JOINT MUST BE USED.</p>	<p>0.9741 SF per PC</p> <p>4.11 LB per SF</p> <p>4.00 LB per PC</p> <p>\$ 8.00 S/F</p> <p>16 PC per BX \$ 4.80 S/F</p> <p>15.59 SF per BX</p> <p>64.06 LB per BX</p>	
	SBJAMYP12	<p>AMETHYST POLISHED STONE 12" x 12" x 3/8" FIELD TILE</p>	<p>1.0000 SF per PC</p> <p>5.62 LB per SF</p> <p>5.62 LB per PC</p> <p>\$ 300.00 S/F</p> <p>10 PC per BX \$ 180.00 S/F</p> <p>10.00 SF per BX</p> <p>56.20 LB per BX</p>	
	SARCP18	<p>ARABESCATO POLISHED STONE ARIS EDGE 18" x 18" x 3/8" FIELD TILE</p>	<p>2.2500 SF per PC</p> <p>5.35 LB per SF</p> <p>12.04 LB per PC</p> <p>\$ 30.00 S/F</p> <p>6 PC per BX \$ 18.00 S/F</p> <p>13.50 SF per BX</p> <p>72.23 LB per BX</p>	

BX (IN BOLD), SOLD IN FULL BOXES
 TEAL, SPECIAL ORDER ITEMS
 PURPLE, IN-HOUSE FABRICATION








LOT PHOTO APPROVAL
 INSTALLATION GUIDELINES

COMMODITY PRICING
 CUSTOM CUTTING

CLOSE OUT - CLOSEOUT

X CLOSE OUT



IMAGE	CODE	DESCRIPTION	LIST	U/M
	GLOPAAGLST	<p>ARIA AQUA GLOSS GLASS STILATO MOSAIC INTERLOCKING SHEET ROW INFO: 18 ROWS OF 2 (36 PIECES PER SHEET) SHEET COVERAGE AREA: 12-1/8" x 12-3/4" x 5/16" (1.0700 SF/PC)</p> <p>ONLY BLEND WITH OTHER OPERA GLASS MOSAICS</p> <p>TECH SPECS: REFER TO OPERA GLASS INSTALLATION</p>	<p>1.0700 SF per PC</p> <p>3.57 LB per SF</p> <p>3.82 LB per PC</p> <p>10 PC per BX</p> <p>10.70 SF per BX</p> <p>38.20 LB per BX</p>	<p>28.00 S/F</p> <p>\$ 16.80 S/F</p> <p> </p>
	GLOPAAGL412	<p>ARIA AQUA GLOSS GLASS 4" x 12" x 5/16" FIELD TILE</p> <p>***STOCK QUANTITIES ONLY***</p> <p>TECH SPECS: REFER TO OPERA GLASS INSTALLATION GUIDELINES FOR SETTING MATERIALS RECOMMENDATIONS</p>	<p>0.3333 SF per PC</p> <p>4.00 LB per SF</p> <p>1.33 LB per PC</p> <p>33 PC per BX</p> <p>11.00 SF per BX</p> <p>44.00 LB per BX</p>	<p>25.00 S/F</p> <p>\$ 15.00 S/F</p> <p> </p>
	GLOPAAGL12WJ	<p>ARIA AQUA GLOSS GLASS 12" x 12" x 5/16" FIELD TILE 3/8" THICK FOR WATERJET CUTTING.</p> <p>**STOCK QUANTITIES ONLY!**</p> <p>TECH SPECS: REFER TO OPERA GLASS INSTALLATION GUIDELINES FOR SETTING MATERIALS RECOMMENDATIONS</p>	<p>1.0000 SF per PC</p> <p>4.00 LB per SF</p> <p>4.00 LB per PC</p> <p>11 PC per BX</p> <p>11.00 SF per BX</p> <p>44.00 LB per BX</p>	<p>31.00 S/F</p> <p>\$ 18.60 S/F</p> <p></p>
	PBRBEI1060	<p>BACKROADS BEIGE MATTE PORCELAIN RECTIFIED 10" x 60" x 3/8" FIELD TILE</p> <p>**STOCK QUANTITIES ONLY**</p> <p>TECH SPECS: DCOF ACUTEST >0.42 TECH SPECS: RUNNING BOND/BRICK JOINT PATTERNS TO BE SET WITH A MAX. OFFSET OF 25% AND MIN. GROUT JOINT OF 1/8", UNLESS OTHERWISE APPROVED BY OWNER</p>	<p>4.1700 SF per PC</p> <p>4.50 LB per SF</p> <p>18.77 LB per PC</p> <p>3 PC per BX</p> <p>12.51 SF per BX</p> <p>56.30 LB per BX</p>	<p>13.00 S/F</p> <p>\$ 7.80 S/F</p> <p></p>
	PBRGRE1060	<p>BACKROADS GREEN MATTE PORCELAIN RECTIFIED 10" x 60" x 3/8" FIELD TILE</p> <p>**STOCK QUANTITIES ONLY**</p> <p>TECH SPECS: DCOF ACUTEST >0.42 TECH SPECS: RUNNING BOND/BRICK JOINT PATTERNS TO BE SET WITH A MAX. OFFSET OF 25% AND MIN. GROUT JOINT OF 1/8", UNLESS OTHERWISE APPROVED BY OWNER</p>	<p>4.1700 SF per PC</p> <p>4.50 LB per SF</p> <p>18.77 LB per PC</p> <p>3 PC per BX</p> <p>12.51 SF per BX</p> <p>56.30 LB per BX</p>	<p>13.00 S/F</p> <p>\$ 7.80 S/F</p> <p></p>

BX (IN BOLD), SOLD IN FULL BOXES
 TEAL, SPECIAL ORDER ITEMS
 PURPLE, IN-HOUSE FABRICATION



LOT PHOTO APPROVAL



INSTALLATION GUIDELINES



COMMODITY PRICING



CUSTOM CUTTING

CLOSE OUT - CLOSEOUT

X CLOSE OUT



IMAGE	CODE	DESCRIPTION	LIST	U/M
	PBRWH1060	BACKROADS WHITE MATTE PORCELAIN RECTIFIED 10" x 60" x 3/8" FIELD TILE TECH SPECS: DCOF ACUTEST >0.42 TECH SPECS: RUNNING BOND/BRICK JOINT PATTERNS TO BE SET WITH A MAX. OFFSET OF 25% AND MIN. GROUT JOINT OF 1/8", UNLESS OTHERWISE APPROVED BY OWNER	4.1700 SF per PC 4.50 LB per SF 18.77 LB per PC 3 PC per BX 12.51 SF per BX 56.30 LB per BX	13.00 S/F 7.80 S/F
	SBASH24	BASALTINA HONED/FILLED STONE 24" x 24" x 5/8" FIELD TILE TECH SPECS: SOME DARK-COLORED CEMENT GROUTS MAY STAIN THE STONE, WE RECOMMEND SELECTING A GROUT COLOR LIGHTER THAN THE STONE.	4.0000 SF per PC 7.05 LB per SF 28.20 LB per PC 1 PC per BX 4.00 SF per BX 28.20 LB per BX	45.00 S/F 27.00 S/F
	GLOPPAGLBAT	BATON PAVAROTTI PEARL GLOSS GLASS 3/8" x 6" x 5/16" LINER MOLDING PROJECTION: 5/16"; CAN BE USED AS A FINISHING PIECE TECH SPECS: REFER TO OPERA GLASS INSTALLATION GUIDELINES FOR SETTING MATERIALS RECOMMENDATIONS	0.5000 LF per PC 0.12 LB per LF 0.06 LB per PC 5 PC per BX 2.50 LF per BX 0.30 LB per BX	9.10 EA 4.86 EA
	GLOPWWGLBAT	BATON WOLFGANG WHITE GLOSS GLASS 3/8" x 6" x 5/16" LINER MOLDING PROJECTION: 5/16"; CAN BE USED AS A FINISHING PIECE TECH SPECS: REFER TO OPERA GLASS INSTALLATION GUIDELINES FOR SETTING MATERIALS RECOMMENDATIONS	0.5000 LF per PC 0.12 LB per LF 0.06 LB per PC 5 PC per BX 2.50 LF per BX 0.30 LB per BX	9.90 EA 5.94 EA
	SBCRA1624	BIANCO CARRARA ROMAN ANTIQUED CHISELED EDGE STONE CHISELED EDGE 16" x 24" x 3/8" FIELD TILE	2.6700 SF per PC 5.32 LB per SF 14.20 LB per PC 4 PC per BX 10.68 SF per BX 56.82 LB per BX	23.00 S/F 13.80 S/F

BX (IN BOLD), SOLD IN FULL BOXES
TEAL, SPECIAL ORDER ITEMS
PURPLE, IN-HOUSE FABRICATION

LOT PHOTO APPROVAL
 INSTALLATION GUIDELINES

COMMODITY PRICING
 CUSTOM CUTTING

CLOSE OUT - CLOSEOUT

X CLOSE OUT



IMAGE	CODE	DESCRIPTION	LIST	U/M
	ITBIONXSELP12	<p>BIANCO ONYX SELECT POLISHED STONE 12" x 12" x 3/8" FIELD TILE</p> <p>MAY HAVE A MESH BACKING; SELECT SETTING MATERIALS ACCORDINGLY</p>	<p>1.0000 SF per PC</p> <p>6.00 LB per SF</p> <p>6.00 LB per PC</p> <p>10 PC per BX</p> <p>10.00 SF per BX</p> <p>60.00 LB per BX</p>	<p>50.00 S/F</p> <p>\$ 30.00 S/F</p>
	MEBIONXPSJ3	<p>BIANCO ONYX POLISHED STONE 1-1/4" X 1-1/4" X 3/8" STRAIGHT JOINT 3.0CM MOSAIC 3CM</p> <p>ROW INFO: 9 ROWS OF 9 (81 PIECES PER SHEET)</p> <p>SHEET COVERAGE AREA: 12" x 12" x 3/8" (1.0000 SF/PC)</p>	<p>1.0000 SF per PC</p> <p>5.00 LB per SF</p> <p>5.00 LB per PC</p> <p>10 PC per BX</p> <p>10.00 SF per BX</p> <p>50.00 LB per BX</p>	<p>60.00 S/F</p> <p>\$ 36.00 S/F</p> <p></p>
	YTRBLMOP3	<p>BLACK SHELL 1-1/4" X 1-1/4" X 3/8" MOSAIC</p> <p>ROW INFO: LOOSE PIECES SOLD SEPARATELY</p> <p>SHEET COVERAGE AREA: 3/8" (0.0108 LF/PC)</p> <p>100 PIECES PER SF; MAY BE MESHED OR BLENDED STONE BACKED</p> <p>TECH SPECS: SUITABLE FOR WALLS & LOW TRAFFIC FLOORS; NOT SUITABLE FOR USE IN STEAM SHOWERS</p>	<p>0.0108 LF per PC</p> <p>4.00 LB per LF</p> <p>0.04 LB per PC</p> <p>750 PC per BX</p> <p>8.10 LF per BX</p> <p>32.40 LB per BX</p>	<p>7.25 EA</p> <p>\$ 4.35 EA</p>
	PBONDSAGM412	<p>BOND STREET SAGE MATTE PORCELAIN RECTIFIED 4" x 12" x 3/8" FIELD TILE</p> <p>MIXED TEXTURES SOLD RANDOMLY</p> <p>PEI IV</p> <p>NUMBER OF FACES 12</p> <p>TECH SPECS: DCOF ACUTEST 0.45, 0.47, 0.47</p>	<p>0.2900 SF per PC</p> <p>3.45 LB per SF</p> <p>1.00 LB per PC</p> <p>30 PC per BX</p> <p>8.70 SF per BX</p> <p>30.02 LB per BX</p>	<p>10.00 S/F</p> <p>\$ 6.00 S/F</p> <p></p>
	SBTSLH18	<p>BOTTICINO SUPER LIGHT HONED STONE 18" x 18" x 3/8" FIELD TILE</p> <p>STOCK QUANTITIES ONLY!</p>	<p>2.2500 SF per PC</p> <p>5.20 LB per SF</p> <p>11.70 LB per PC</p> <p>5 PC per BX</p> <p>11.25 SF per BX</p> <p>58.50 LB per BX</p>	<p>13.50 S/F</p> <p>\$ 8.10 S/F</p> <p></p>

BX (IN BOLD), SOLD IN FULL BOXES
 TEAL, SPECIAL ORDER ITEMS
 PURPLE, IN-HOUSE FABRICATION

LOT PHOTO APPROVAL
 INSTALLATION GUIDELINES

COMMODITY PRICING
 CUSTOM CUTTING

CLOSE OUT - CLOSEOUT

X CLOSE OUT



IMAGE	CODE	DESCRIPTION	LIST	U/M
	STEXNIBRDMX	BRAID NERO ITALIA MIXED FINISH STONE MOSAIC INTERLOCKING SHEET SHEET COVERAGE AREA: 12-1/16" x 11-7/16" x 3/8" (0.9600 SF/PC)	0.9600 SF per PC 4.90 LB per SF 4.70 LB per PC 11 PC per BX 10.56 SF per BX 51.74 LB per BX	52.00 S/F \$ 31.20 S/F
	GLOPBBGMGL1	BRAVO BEIGE GLOSS GLASS 1" X 1" X 5/16" STRAIGHT JOINT MOSAIC ROW INFO: 11 ROWS OF 11 (121 PIECES PER SHEET) SHEET COVERAGE AREA: 11-7/8" x 11-7/8" x 5/16" (0.9800 SF/PC) TECH SPECS: REFER TO OPERA GLASS INSTALLATION GUIDELINES FOR SETTING MATERIALS RECOMMENDATIONS	0.9800 SF per PC 2.92 LB per SF 2.86 LB per PC 11 PC per BX 10.78 SF per BX 31.48 LB per BX	24.00 S/F \$ 14.40 S/F
	GLOPBBGMGLST	BRAVO BEIGE GLOSS GLASS STILATO MOSAIC INTERLOCKING SHEET ROW INFO: 18 ROWS OF 2 (36 PIECES PER SHEET) SHEET COVERAGE AREA: 12-1/8" x 12-3/4" x 5/16" (1.0700 SF/PC) ONLY BLEND WITH OTHER OPERA GLASS MOSAICS TECH SPECS: REFER TO OPERA GLASS INSTALLATION	1.0700 SF per PC 3.57 LB per SF 3.82 LB per PC 10 PC per BX 10.70 SF per BX 38.20 LB per BX	26.00 S/F \$ 15.60 S/F
	GLOPBBGGL6X12	BRAVO BEIGE GLOSS GLASS 6" x 12" x 5/16" FIELD TILE TECH SPECS: REFER TO OPERA GLASS INSTALLATION GUIDELINES FOR SETTING MATERIALS RECOMMENDATIONS	0.5000 SF per PC 3.82 LB per SF 1.91 LB per PC 22 PC per BX 11.00 SF per BX 42.02 LB per BX	21.50 S/F \$ 12.90 S/F
	SSGMB138	BRUSHETTA SNOW GOLD TEXTURED STONE 13/8" X 13/8" STRAIGHT JOINT MOSAIC ROW INFO: 8 ROWS OF 8 PIECES (64 PCS/SHEET) SHEET COVERAGE AREA: 12 x 12 x 3/8" (1.0000 SF/PC)	1.0000 SF per PC 5.50 LB per SF 5.50 LB per PC 11 PC per BX 11.00 SF per BX 60.50 LB per BX	18.90 S/F \$ 11.34 S/F

BX (IN BOLD), SOLD IN FULL BOXES
TEAL, SPECIAL ORDER ITEMS
PURPLE, IN-HOUSE FABRICATION

LOT PHOTO APPROVAL
 INSTALLATION GUIDELINES

COMMODITY PRICING
 CUSTOM CUTTING

CLOSE OUT - CLOSEOUT

X CLOSE OUT



IMAGE	CODE	DESCRIPTION	LIST	U/M
	SPWHCHL1	CHELSEA 1 PACIFIC WHITE HONED STONE 3/4" x 12" x 3/4" LINER MOLDING PROJECTION: 3/4	1.0000 LF per PC \$ 13.00 EA \$ 7.80 EA	
	SBAPCHL2	CHELSEA 2 BIANCO ANTICO POLISHED STONE 1-1/4" x 12" x 3/4" LINER MOLDING PROJECTION: 3/4 TECH SPECS: FOR WET AREAS SELECT LEAST VEINED PIECES; SEAL AND PASTE WAX REGULARLY. GREEN VEINS MAY OPEN UP WHEN EXPOSED TO WATER	1.0000 LF per PC 0.91 LB per LF 0.91 LB per PC \$ 25.20 EA 20 PC per BX \$ 15.12 EA 20.00 LF per BX 18.20 LB per BX	
	SLGHCHL2	CHELSEA 2 LAGOS GOLD HONED STONE 1-1/4" x 12" x 3/4" LINER MOLDING PROJECTION: 3/4	1.0000 LF per PC 0.91 LB per LF 0.91 LB per PC \$ 25.20 EA 20 PC per BX \$ 15.12 EA 20.00 LF per BX 18.20 LB per BX	
	SPWHCHL2	CHELSEA 2 PACIFIC WHITE HONED STONE 1-1/4" x 12" x 3/4" LINER MOLDING PROJECTION: 3/4	1.0000 LF per PC \$ 14.00 EA \$ 8.40 EA	
	STNPCHL2	CHELSEA 2 TRAVERTINE NOCE POLISHED STONE 1-1/4" x 12" x 3/4" LINER MOLDING PROJECTION: 3/4	1.0000 LF per PC 0.91 LB per LF 0.91 LB per PC \$ 28.50 EA 20 PC per BX \$ 17.10 EA 20.00 LF per BX 18.20 LB per BX	

BX (IN BOLD), SOLD IN FULL BOXES
 TEAL, SPECIAL ORDER ITEMS
 PURPLE, IN-HOUSE FABRICATION








LOT PHOTO APPROVAL
 INSTALLATION GUIDELINES

COMMODITY PRICING
 CUSTOM CUTTING

CLOSE OUT - CLOSEOUT



X CLOSE OUT



IMAGE	CODE	DESCRIPTION	LIST	U/M
	SCMPCHL3	CHELSEA 3 CREMA MARFIL POLISHED STONE 1-3/8" x 12" x 3/4" CHAIR RAIL MOLDING PROJECTION: 3/4	1.0000 LF per PC 1.06 LB per LF 1.06 LB per PC 22 PC per BX 22.00 LF per BX 23.32 LB per BX	26.00 EA \$ 15.60 EA
	SHNONXPCHL3	CHELSEA 3 HONEY ONYX POLISHED STONE 1-3/8" x 12" x 3/4" CHAIR RAIL MOLDING PROJECTION: 3/4	1.0000 LF per PC 1.06 LB per LF 1.06 LB per PC 22 PC per BX 22.00 LF per BX 23.32 LB per BX	59.10 EA \$ 35.46 EA
	SPWHCHL3	CHELSEA 3 PACIFIC WHITE HONED STONE 1-3/8" x 12" x 3/4" CHAIR RAIL MOLDING PROJECTION: 3/4	1.0000 LF per PC	15.00 EA \$ 9.00 EA 
	STNPCHL3	CHELSEA 3 TRAVERTINE NOCE POLISHED STONE 1-3/8" x 12" x 3/4" CHAIR RAIL MOLDING PROJECTION: 3/4	1.0000 LF per PC 1.06 LB per LF 1.06 LB per PC 22 PC per BX 22.00 LF per BX 23.32 LB per BX	31.90 EA \$ 19.14 EA
	MECMPSJ1	CREMA MARFIL POLISHED STONE 5/8" X 5/8" X 3/8" STRAIGHT JOINT 1.5CM MOSAIC SHEET COVERAGE AREA: 12" x 12" x 3/8" (1.0000 SF/PC) TECH SPECS: SET WITH WHITE THINSET ONLY. IF JOB REQUIRES MUD WORK, WHITE PORTLAND CEMENT MUST BE USED.	1.0000 SF per PC 4.10 LB per SF 4.10 LB per PC 10 PC per BX 10.00 SF per BX 41.00 LB per BX	24.00 S/F \$ 14.40 S/F 

BX (IN BOLD), SOLD IN FULL BOXES
TEAL, SPECIAL ORDER ITEMS
PURPLE, IN-HOUSE FABRICATION

 LOT PHOTO APPROVAL
 INSTALLATION GUIDELINES

 COMMODITY PRICING
 CUSTOM CUTTING










1/24/2018

CLO-XCL-CLO

CLOSE OUT - CLOSEOUT



X CLOSE OUT



IMAGE	CODE	DESCRIPTION	LIST	U/M
	ESPPOLCM18	CREMA MARFIL POLISHED STONE 18" x 18" x 5/8" FIELD TILE TECH SPECS: MAY HAVE A MESH BACKING; SELECT SETTING MATERIALS ACCORDINGLY	2.2500 SF per PC 8.20 LB per SF 18.45 LB per PC 4 PC per BX 9.00 SF per BX 73.80 LB per BX	\$ 17.00 S/F \$ 10.20 S/F
	PCURBKP1224	CURL BLACK POLISHED PORCELAIN 12" x 24" x 3/8" FIELD DECORATIVE TECH SPECS: WALL USE ONLY TECH SPECS: STRAIGHT JOINT INSTALLATION RECOMMENDED	2.0000 SF per PC 4.06 LB per SF 8.12 LB per PC 6 PC per BX 12.00 SF per BX 48.72 LB per BX	\$ 9.00 S/F \$ 5.40 S/F 
	YTRBRLIPLN	DIMENSIONAL BROWN LIP SHELL 1-1/4" x 6" x 11/16" LINER MOLDING PROJECTION: 11/16 STONE BACKED TECH SPECS: SUITABLE FOR WALLS ONLY; NOT SUITABLE FOR USE IN STEAM SHOWERS	0.5000 LF per PC 0.82 LB per LF 0.41 LB per PC 80 PC per BX 40.00 LF per BX 32.80 LB per BX	\$ 41.00 EA \$ 24.60 EA
	GLOPDVMXST	DIVA MIXED FINISH GLASS STILATO MOSAIC INTERLOCKING SHEET ROW INFO: 18 ROWS OF 2 (36 PIECES PER SHEET) SHEET COVERAGE AREA: 12-1/8" x 12-3/4" x 5/16" (1.0700 SF/PC) canto brown mixed finish 20%, lavender mixed finish 20%, cocoa beige mixed finish 20%, coral mixed finish 20%, burgundy 20%	1.0700 SF per PC 3.57 LB per SF 3.82 LB per PC 10 PC per BX 10.70 SF per BX 38.20 LB per BX	\$ 32.00 S/F \$ 19.20 S/F  
	PDSSBMT1224	DURASTONE SAND MATTE PORCELAIN RECTIFIED 12" x 24" x 3/8" FIELD TILE INSTALL WITH MAPEI ULTRAFLEX LFT; USE PH NEUTRAL CLEANERS TECH SPECS: DCOF ACUTEST WET 0.42, 0.44, 0.52 TECH SPECS: RUNNING BOND/BRICK JOINT PATTERNS TO BE SET WITH A MAX. OFFSET OF 33% AND MIN. GROUT JOINT OF	2.0000 SF per PC 4.50 LB per SF 9.00 LB per PC 6 PC per BX 12.00 SF per BX 54.00 LB per BX	\$ 8.00 S/F \$ 4.80 S/F 

BX (IN BOLD), SOLD IN FULL BOXES
TEAL, SPECIAL ORDER ITEMS
PURPLE, IN-HOUSE FABRICATION












 LOT PHOTO APPROVAL
 INSTALLATION GUIDELINES

 COMMODITY PRICING
 CUSTOM CUTTING

CLOSE OUT - CLOSEOUT



X CLOSE OUT



IMAGE	CODE	DESCRIPTION	LIST	U/M
	SECLTGR16	ECLAT CHEVRON GRIS TEXTURED STONE 16" x 16" x 3/8" FIELD DIMENSIONAL HAND CARVED STONE; ALLOW FOR VARIATION IN PATTERNING TECH SPECS: DO NOT USE COLOR ENHANCER TECH SPECS: INSTALL WITH MAPEI GRANIRAPID ONLY	1.7800 SF per PC 5.20 LB per SF 9.26 LB per PC 2 PC per BX 3.56 SF per BX 18.51 LB per BX	\$ 50.00 S/F \$ 30.00 S/F
	PEMBBRP612	EMBERS BROWN POLISHED PORCELAIN RECTIFIED 6" x 12" x 3/8" FIELD TILE COLOR IS GREYISH BROWN	0.5000 SF per PC 4.85 LB per SF 2.43 LB per PC 20 PC per BX 10.00 SF per BX 48.50 LB per BX	\$ 19.00 S/F \$ 11.40 S/F 
	PEMBCHARP612	EMBERS CHARCOAL POLISHED PORCELAIN RECTIFIED 6" x 12" x 3/8" FIELD TILE	0.5000 SF per PC 4.85 LB per SF 2.43 LB per PC 20 PC per BX 10.00 SF per BX 48.50 LB per BX	\$ 19.00 S/F \$ 11.40 S/F 
	GLOPEBMXST	ENCORE BEIGE MIXED FINISH GLASS 1" X 1" X 5/16 STILATO MOSAIC INTERLOCKING SHEET ROW INFO: 18 ROWS OF 2 (36 PIECES PER SHEET) SHEET COVERAGE AREA: 12-1/8" x 12-3/4" x 5/16" (1.0700 SF/PC) ONLY BLEND WITH OTHER OPERA GLASS MOSAICS	1.0700 SF per PC 3.57 LB per SF 3.82 LB per PC 10 PC per BX 10.70 SF per BX 38.20 LB per BX	\$ 26.00 S/F \$ 15.60 S/F  
	GLOPEBST1	ENCORE BEIGE SATIN GLASS 1" X 1" X 5/16 STRAIGHT JOINT MOSAIC ROW INFO: 11 ROWS OF 11 (121 PIECES PER SHEET) SHEET COVERAGE AREA: 11-7/8" x 11-7/8" x 5/16" (0.9800 SF/PC) ONLY BLEND WITH OTHER OPERA GLASS MOSAICS TECH SPECS: REFER TO OPERA GLASS INSTALLATION	0.9800 SF per PC 2.92 LB per SF 2.86 LB per PC 11 PC per BX 10.78 SF per BX 31.48 LB per BX	\$ 24.00 S/F \$ 14.40 S/F  

BX (IN BOLD), SOLD IN FULL BOXES
TEAL, SPECIAL ORDER ITEMS
PURPLE, IN-HOUSE FABRICATION








 LOT PHOTO APPROVAL
 INSTALLATION GUIDELINES

 COMMODITY PRICING
 CUSTOM CUTTING

CLOSE OUT - CLOSEOUT



X CLOSE OUT



IMAGE	CODE	DESCRIPTION	LIST	U/M
	GLOPEBGL612	ENCORE BEIGE GLOSS GLASS 6" x 12" x 5/16" FIELD TILE TECH SPECS: REFER TO OPERA GLASS INSTALLATION GUIDELINES FOR SETTING MATERIALS RECOMMENDATIONS	0.5000 SF per PC 3.82 LB per SF 1.91 LB per PC 22 PC per BX 11.00 SF per BX 42.02 LB per BX	\$ 21.50 S/F \$ 12.90 S/F 
	SFERHCHEV	FERRARA VEIN CUT HONED STONE 6" x 24" x 3/8" FIELD TILE TWO PIECE PATTERN A & B PACKAGED A & B PIECES IN EACH BOX	0.8400 SF per PC 4.60 LB per SF 3.86 LB per PC 6 PC per BX 5.04 SF per BX 23.18 LB per BX	\$ 48.00 S/F \$ 28.80 S/F
	YVMFIOCGWJ	FIORI CALACATTA GOLD MIXED FINISH WATERJET 18" x 15" x 3/8" WJ MOSAIC INTERLOCKING SHEET calacatta gold polished, thassos polished, rivershell polished, white glass satin, pearl glass gloss SUITABLE FOR CARPET CUTTING TECH SPECS: FRACTURES IN DELICATE FEATURES ARE	1.8500 SF per PC 5.12 LB per SF 9.47 LB per PC 5 PC per BX 9.25 SF per BX 47.36 LB per BX	\$ 168.00 S/F \$ 100.80 S/F
	YTRBRYPFBLN	FLAT BAR BROWN YOUNG PEN SHELL 3/4" x 6" x 3/8" LINER MOLDING PROJECTION: 3/8 STONE BACKED TECH SPECS: SUITABLE FOR WALLS & LOW TRAFFIC FLOORS; NOT SUITABLE FOR USE IN STEAM SHOWERS	0.5000 LF per PC 0.86 LB per LF 0.43 LB per PC 20 PC per BX 10.00 LF per BX 8.60 LB per BX	\$ 20.00 EA \$ 12.00 EA
	PFLGR1836	FLOW GREIGE MATTE PORCELAIN RECTIFIED 18" x 36" x 3/8" FIELD TILE NUMBER OF FACES 80 TECH SPECS: DCOF ACUTEST WET 0.65, 0.65, 0.66 TECH SPECS: DO NOT OFFSET BY MORE THAN 25%;	4.5000 SF per PC 4.30 LB per SF 19.35 LB per PC 3 PC per BX 13.50 SF per BX 58.05 LB per BX	\$ 9.25 S/F \$ 5.55 S/F 

BX (IN BOLD), SOLD IN FULL BOXES
TEAL, SPECIAL ORDER ITEMS
PURPLE, IN-HOUSE FABRICATION











 LOT PHOTO APPROVAL
 INSTALLATION GUIDELINES

 COMMODITY PRICING
 CUSTOM CUTTING

CLOSE OUT - CLOSEOUT



X CLOSE OUT



IMAGE	CODE	DESCRIPTION	LIST	U/M
	GLOPWWGLFL	FLUTE WOLFGANG WHITE GLOSS GLASS 1" x 12" x 5/16" LINER MOLDING PROJECTION: 9/16 TECH SPECS: REFER TO OPERA GLASS INSTALLATION GUIDELINES FOR SETTING MATERIALS RECOMMENDATIONS	1.0000 LF per PC 0.50 LB per LF 0.50 LB per PC 72 PC per BX 72.00 LF per BX 36.00 LB per BX	16.40 EA \$ 9.84 EA  
	GLOPWWSTFL	FLUTE WOLFGANG WHITE SATIN GLASS 1" x 12" x 5/16" LINER MOLDING PROJECTION: 9/16 TECH SPECS: REFER TO OPERA GLASS INSTALLATION GUIDELINES FOR SETTING MATERIALS RECOMMENDATIONS	1.0000 LF per PC 0.50 LB per LF 0.50 LB per PC 72 PC per BX 72.00 LF per BX 36.00 LB per BX	16.40 EA \$ 9.84 EA  
	SFORTBC1224	FORTRESS BIANCO CARRARA MIXED FINISH STONE 12" x 24" x 3/4" FIELD DIMENSIONAL TECH SPECS: DO NOT USE COLOR ENHANCER	2.0000 SF per PC	205.00 S/F \$ 123.00 S/F
	SFGA1624	FOSSIL GREY ROMAN ANTIQUED STONE CHISELED EDGE 16" x 24" x 5/8" FIELD TILE	2.6700 SF per PC 7.45 LB per SF 19.89 LB per PC 3 PC per BX 8.01 SF per BX 59.68 LB per BX	21.00 S/F \$ 12.60 S/F
	PFONDGRD1060	FOUNDATION DECO GREY TEXTURED PORCELAIN RECTIFIED 10" x 60" x 3/8" FIELD TILE TECH SPECS: PER TCNA GUIDELINES, RUNNING BOND/BRICK JOINT PATTERNS TO BE SET WITH A MAX. OFFSET OF 33% AND MIN. GROUT JOINT OF 1/8", UNLESS OTHERWISE APPROVED BY OWNER	4.1700 SF per PC 4.10 LB per SF 17.10 LB per PC 3 PC per BX 12.51 SF per BX 51.29 LB per BX	13.00 S/F \$ 7.80 S/F 

BX (IN BOLD), SOLD IN FULL BOXES
TEAL, SPECIAL ORDER ITEMS
PURPLE, IN-HOUSE FABRICATION

 LOT PHOTO APPROVAL
 INSTALLATION GUIDELINES

 COMMODITY PRICING
 CUSTOM CUTTING

1/24/2018

CLO-XCL-CLO

CLOSE OUT - CLOSEOUT

X CLOSE OUT



IMAGE	CODE	DESCRIPTION	LIST	U/M
	PSTFBP312	FOUSSANA BEIGE HIGH HONED/UNDULATED PORCELAIN RECTIFIED 3" x 12" x 3/8" FIELD TILE HIGH HONED FINISH PEI IV TECH SPECS: DCOF ACUTEST WET 0.42 OR GREATER TECH SPECS: PEI IV	0.2500 SF per PC 4.40 LB per SF 1.10 LB per PC 26 PC per BX 6.50 SF per BX 28.60 LB per BX	\$ 13.10 S/F \$ 7.86 S/F
	PGTBG24	GEOTECH BEIGE MATTE PORCELAIN 24" x 24" x 3/8" FIELD TILE Current inventory is non-rectified (lots T15CT and T34CR) as of 052517 Special Orders will have a rectified edge. TECH SPECS: DCOF ACUTEST WET 0.72, 0.71, 0.71	4.0000 SF per PC 4.40 LB per SF 17.60 LB per PC 4 PC per BX 16.00 SF per BX 70.40 LB per BX	\$ 8.00 S/F \$ 4.80 S/F
	PHORBE1224	HORIZONS BEIGE MATTE PORCELAIN 12" x 24" x 3/8" FIELD TILE GLAZED AND RECTIFIED TECH SPECS: ASTM C-1028 STATIC COEFFICIENT OF FRICTION DRY 0.88 / WET 0.66 TECH SPECS: PER TCNA GUIDELINES, RUNNING BOND/BRICK JOINT PATTERNS TO BE SET WITH A MAX. OFFSET OF 33%	2.0000 SF per PC 4.10 LB per SF 8.20 LB per PC 6 PC per BX 12.00 SF per BX 49.20 LB per BX	\$ 10.00 S/F \$ 6.00 S/F
	GLOPINSTOV	INTERLUDE SATIN GLASS OVALS MOSAIC INTERLOCKING SHEET ROW INFO: 18 ROWS OF 9 (164 PIECES PER SHEET) SHEET COVERAGE AREA: 11-3/8" x 11-13/16" x 5/16" (0.9400 SF/PC) canto brown satin 33%, encore beige satin 33%, wolfgang white satin 34%	0.9400 SF per PC 3.34 LB per SF 3.14 LB per PC 12 PC per BX 11.28 SF per BX 37.68 LB per BX	\$ 54.00 S/F \$ 32.40 S/F
	SJPA1624	JERUSALEM PEARL BUSH HAMMERED ANTIQUE STONE CHISELED EDGE 16" x 24" x 1/2" FIELD TILE This product has a naturally wide color variation, See lot photos for realistic range.	2.6700 SF per PC 6.00 LB per SF 16.02 LB per PC 1 PC per BX 2.67 SF per BX 16.02 LB per BX	\$ 25.00 S/F \$ 15.00 S/F

BX (IN BOLD), SOLD IN FULL BOXES
TEAL, SPECIAL ORDER ITEMS
PURPLE, IN-HOUSE FABRICATION






LOT PHOTO APPROVAL
 INSTALLATION GUIDELINES

COMMODITY PRICING
 CUSTOM CUTTING

CLOSE OUT - CLOSEOUT



X CLOSE OUT



IMAGE	CODE	DESCRIPTION	LIST	U/M
	GLLCOPLN	LA LEAF COPPER GLOSS GLASS 3/4" x 24" x 5/16" LINER MOLDING TECH SPECS: MUST BE INSTALLED WITH MAPEI PLANICRETE 'W' OR LITOKOL LITOELASTIC PER OUR INSTALLATION GUIDELINES	2.0000 LF per PC 0.23 LB per LF 0.46 LB per PC 25 PC per BX 50.00 LF per BX 11.50 LB per BX	54.00 EA \$ 54.00 EA \$ 32.40 EA
	MELAHSTL	LAGOS AZUL HONED STONE STILO MOSAIC ROW INFO: 13 ROWS OF 2 (26 PIECES PER SHEET) SHEET COVERAGE AREA: 11-3/4" x 12" x 3/8" (0.9700 SF/PC) PIECE SIZE: 5/8, 13/16, 1-3/16 WIDTHS TECH SPECS: INSTALL WITH MAPEI GRANIRAPID ONLY	0.9700 SF per PC 4.39 LB per SF 4.26 LB per PC 10 PC per BX 9.70 SF per BX 42.58 LB per BX	46.20 S/F \$ 46.20 S/F \$ 27.72 S/F
	PSLBVPR	MAX FINE RANDOM BLACK VENATO POLISHED PORCELAIN 59" x 118-1/4" x 1/4" SLAB This product should be installed by factory trained installers and fabricators according to the Large Porcelain Panel Manual which is available through your sales representative. TECH SPECS: FLOOR APPLICATION - CONCRETE SLAB SUBSTRATE ONLY, LEVEL TO WITHIN 1/8" IN 10 FT.	48.4500 SF per PC 2.67 LB per SF 129.36 LB per PC 1 PC per BX 48.45 SF per BX 129.36 LB per BX	37.00 S/F \$ 37.00 S/F \$ 22.20 S/F
	PMFSTP30	MAX FINE STATUARY POLISHED PORCELAIN 29-1/2" x 29-1/2" x 1/4" FIELD TILE 3 PCS PER BOX TECH SPECS: FLOOR APPLICATION- CONCRETE SLAB SUBSTRATE ONLY, LEVEL TO WITHIN 1/8" IN 10 FT., INSTALL WITH MAPEI ULTRAFLEX LFT. WALL APPLICATION - OVER 20 FT. IN HEIGHT; REQUIRES USE	6.0400 SF per PC 2.67 LB per SF 16.13 LB per PC 3 PC per BX 18.12 SF per BX 48.38 LB per BX	24.00 S/F \$ 24.00 S/F \$ 14.40 S/F
	GJGMMFB	MILES MODULAR FATS BROWN GLOSS GLASS MOSAIC INTERLOCKING SHEET SHEET COVERAGE AREA: 9-1/2" x 9-1/2" x 1/8" (0.6300 SF/PC) PIECE SIZE: VARIES UP TO 1/2" X 3/4 **STOCK QUANTITIES ONLY** TECH SPECS: SUITABLE FOR LOW TRAFFIC RESIDENTIAL FLOORS	0.6300 SF per PC 1.40 LB per SF 0.88 LB per PC 30 PC per BX 18.90 SF per BX 26.46 LB per BX	32.00 S/F \$ 32.00 S/F \$ 19.20 S/F

BX (IN BOLD), SOLD IN FULL BOXES
TEAL, SPECIAL ORDER ITEMS
PURPLE, IN-HOUSE FABRICATION

 LOT PHOTO APPROVAL
 INSTALLATION GUIDELINES

 COMMODITY PRICING
 CUSTOM CUTTING













1/24/2018

CLO-XCL-CLO

CLOSE OUT - CLOSEOUT



X CLOSE OUT



IMAGE	CODE	DESCRIPTION	LIST	U/M
	GJGMMPPG	MILES MODULAR PEGGY PALE GREEN GLOSS GLASS MOSAIC INTERLOCKING SHEET SHEET COVERAGE AREA: 9-1/2" x 9-1/2" x 1/8" (0.6300 SF/PC) PIECE SIZE: VARIES UP TO 1/2" X 3/4 **STOCK QUANTITIES ONLY** TECH SPECS: SUITABLE FOR LOW TRAFFIC RESIDENTIAL FLOORS	0.6300 SF per PC 1.40 LB per SF 0.88 LB per PC 30 PC per BX 18.90 SF per BX 26.46 LB per BX	32.00 S/F 19.20 S/F 
	PMILOAK1248	MILLELENGNI SCOTTISH OAK MATTE PORCELAIN RECTIFIED 12" x 48" x 3/8" FIELD TILE TECH SPECS: DCOF ACUTEST WET 0.68 TECH SPEC: PER TCNA GUIDELINES, RUNNING BOND/BRICK JOINT PATTERNS TO BE SET WITH A MAX. OFFSET OF 33% AND MIN. GROUT JOINT OF 1/8", UNLESS OTHERWISE APPROVED BY OWNER	4.0000 SF per PC 4.50 LB per SF 18.00 LB per PC 4 PC per BX 16.00 SF per BX 72.00 LB per BX	12.00 S/F 7.20 S/F 
	SMGMPSJ1	MING GREEN POLISHED STONE 5/8" X 5/8" X 3/8" STRAIGHT JOINT 1.5CM MOSAIC 1.5CM ROW INFO: 18 ROWS OF 18 (324 PIECES PER SHEET) SHEET COVERAGE AREA: 12" x 12" x 3/8" (1.0000 SF/PC)	1.0000 SF per PC 4.14 LB per SF 4.14 LB per PC 10 PC per BX 10.00 SF per BX 41.40 LB per BX	28.00 S/F 16.80 S/F 
	GLOPMSGL412	MOONSTRUCK GLOSS GLASS 4" x 12" x 5/16" FIELD TILE TECH SPECS: REFER TO OPERA GLASS INSTALLATION GUIDELINES FOR SETTING MATERIALS RECOMMENDATIONS	0.3333 SF per PC 4.00 LB per SF 1.33 LB per PC 33 PC per BX 11.00 SF per BX 44.00 LB per BX	18.00 S/F 10.80 S/F  
	GLOPMSST612	MOONSTRUCK SATIN GLASS 6" x 12" x 5/16" FIELD TILE TECH SPECS: REFER TO OPERA GLASS INSTALLATION GUIDELINES FOR SETTING MATERIALS RECOMMENDATIONS	0.5000 SF per PC 3.82 LB per SF 1.91 LB per PC 22 PC per BX 11.00 SF per BX 42.02 LB per BX	21.50 S/F 12.90 S/F  

BX (IN BOLD), SOLD IN FULL BOXES
TEAL, SPECIAL ORDER ITEMS
PURPLE, IN-HOUSE FABRICATION

 LOT PHOTO APPROVAL
 INSTALLATION GUIDELINES

 COMMODITY PRICING
 CUSTOM CUTTING

CLOSE OUT - CLOSEOUT

X CLOSE OUT



IMAGE	CODE	DESCRIPTION	LIST	U/M
	PNRBKN24	NORR BLACK NATURAL PORCELAIN RECTIFIED 24" x 24" x 3/8" FIELD TILE LIGHTLY TEXTURED SURFACE TECH SPECS: DCOF ACUTEST 0.80, 0.81, 0.81 TECH SPECS: PER TCNA GUIDELINES, RUNNING BOND/BRICK JOINT PATTERNS TO BE SET WITH A MAX. OFFSET OF 33% AND MIN. GROUT JOINT OF 1/8", UNLESS OTHERWISE	4.0000 SF per PC 4.50 LB per SF 18.00 LB per PC 3 PC per BX 12.00 SF per BX 54.00 LB per BX	12.00 S/F 7.20 S/F
	SOBRA1624	ODESSA BLACK ROMAN ANTIQUED CHISELED EDGE STONE CHISELED EDGE 16" x 24" x 3/8" FIELD TILE aka: belgian bluestone	2.6700 SF per PC 5.32 LB per SF 14.20 LB per PC 4 PC per BX 10.68 SF per BX 56.82 LB per BX	23.00 S/F 13.80 S/F
	SEGROP2	OPUS 2 GIALLO REALE HONED STONE 1-1/4" x 12" x 3/8" CHAIR RAIL MOLDING PROJECTION: 1-1/8 LIMITED INVENTORY	1.0000 LF per PC 1.29 LB per LF 1.29 LB per PC 14 PC per BX 14.00 LF per BX 18.06 LB per BX	23.20 EA 13.92 EA
	SEBIONXPOP4	OPUS 4 BIANCO ONYX POLISHED STONE 2-1/3 x 12 x 1-3/4" CROWN MOLDING	1.0000 LF per PC 2.50 LB per LF 2.50 LB per PC 8 PC per BX 8.00 LF per BX 20.00 LB per BX	65.00 EA 39.00 EA
	SETCOP4	OPUS 4 TRAVERTINE CHIARO HONED STONE 2-1/3" x 12" x 1/4" CROWN MOLDING PROJECTION: 1-1/2	1.0000 LF per PC 3.08 LB per LF 3.08 LB per PC 8 PC per BX 8.00 LF per BX 24.64 LB per BX	32.20 EA 19.32 EA

BX (IN BOLD), SOLD IN FULL BOXES
TEAL, SPECIAL ORDER ITEMS
PURPLE, IN-HOUSE FABRICATION

LOT PHOTO APPROVAL
 INSTALLATION GUIDELINES

COMMODITY PRICING
 CUSTOM CUTTING

CLOSE OUT - CLOSEOUT

X CLOSE OUT



IMAGE	CODE	DESCRIPTION	LIST	U/M
	SEBIONXPOP5	OPUS 5 BIANCO ONYX POLISHED STONE 4-7/8 x 12 x 5/8" BASE MOLDING	1.0000 LF per PC 3.00 LB per LF 3.00 LB per PC 10 PC per BX 10.00 LF per BX 30.00 LB per BX	95.20 EA \$ 57.12 EA
	SPWPCHEV SPECIAL ORDER	PACIFIC WHITE POLISHED STONE 6" x 24" x 3/8" FIELD TILE TWO PIECE PATTERN A & B min. qty: 336 SF lead time: 120 days Parts A & B are packed separately. 10-pcs/box-Part A and 10-pc/box Part B. Sold as complete units in increments of 16.80-square feet. TECH SPECS: PACIFIC WHITE RANGE VARIES WITHIN A SINGLE LOT. WE STRONGLY SUGGEST A DRY LAYOUT AND	0.8400 SF per PC 4.60 LB per SF 3.86 LB per PC 20 PC per BX 16.80 SF per BX 77.28 LB per BX	21.00 S/F \$ 12.60 S/F
	BR12BA	PATINA BIANCO ANTICO UNDULATED STONE STRAIGHT EDGE 12" x 12" x 3/8" FIELD TILE HIGHLY POLISHED. NOT RECOMMENDED FOR USE IN WET AREAS. TECH SPECS: SEAL AND PASTE WAX REGULARLY. GREEN VEINS MAY OPEN UP WHEN EXPOSED TO WATER TECH SPECS: THE ANTIQUING PROCESS WILL RESULT IN	1.0000 SF per PC 5.32 LB per SF 5.32 LB per PC 8 PC per BX 8.00 SF per BX 42.56 LB per BX	23.90 S/F \$ 14.34 S/F
	SPATBAA16	PATINA BIANCO ANTICO UNDULATED STONE STRAIGHT EDGE 16" x 16" x 3/8" FIELD TILE HIGHLY POLISHED. FORMERLY:SBAA16; NOT RECOMMENDED FOR USE IN WET APPLICATIONS TECH SPECS: SEAL AND PASTE WAX REGULARLY. GREEN VEINS MAY OPEN UP WHEN EXPOSED TO WATER TECH SPECS: THE ANTIQUING PROCESS WILL RESULT IN	1.7800 SF per PC 5.25 LB per SF 9.35 LB per PC 6 PC per BX 10.68 SF per BX 56.07 LB per BX	32.00 S/F \$ 19.20 S/F
	SPATBCA416	PATINA BIANCO CARRARA UNDULATED STONE STRAIGHT EDGE 4" x 16" x 3/8" FIELD TILE HIGHLY POLISHED	0.4400 SF per PC 5.30 LB per SF 2.33 LB per PC 18 PC per BX 7.92 SF per BX 41.98 LB per BX	30.00 S/F \$ 18.00 S/F

BX (IN BOLD), SOLD IN FULL BOXES
TEAL, SPECIAL ORDER ITEMS
PURPLE, IN-HOUSE FABRICATION











LOT PHOTO APPROVAL
 INSTALLATION GUIDELINES

COMMODITY PRICING
 CUSTOM CUTTING

CLOSE OUT - CLOSEOUT



X CLOSE OUT



IMAGE	CODE	DESCRIPTION	LIST	U/M
	GLOPPAMXST	PAVAROTTI PEARL MIXED FINISH GLASS STILATO MOSAIC INTERLOCKING SHEET ROW INFO: 18 ROWS OF 2 (36 PIECES PER SHEET) SHEET COVERAGE AREA: 12-1/8" x 12-3/4" x 5/16" (1.0700 SF/PC) ONLY BLEND WITH OTHER OPERA GLASS MOSAICS TECH SPECS: REFER TO OPERA GLASS INSTALLATION	1.0700 SF per PC 3.57 LB per SF 3.82 LB per PC 10 PC per BX 10.70 SF per BX 38.20 LB per BX	26.00 S/F \$ 15.60 S/F  
	GLOPPAGL3X6	PAVAROTTI PEARL GLOSS GLASS 3" x 6" x 5/16" FIELD TILE TECH SPECS: REFER TO OPERA GLASS INSTALLATION GUIDELINES FOR SETTING MATERIALS RECOMMENDATIONS	0.1250 SF per PC 4.00 LB per SF 0.50 LB per PC 88 PC per BX 11.00 SF per BX 44.00 LB per BX	21.50 S/F \$ 12.90 S/F  
	GLOPPAGL612	PAVAROTTI PEARL GLOSS GLASS 6" x 12" x 5/16" FIELD TILE TECH SPECS: REFER TO OPERA GLASS INSTALLATION GUIDELINES FOR SETTING MATERIALS RECOMMENDATIONS	0.5000 SF per PC 3.82 LB per SF 1.91 LB per PC 22 PC per BX 11.00 SF per BX 42.02 LB per BX	21.50 S/F \$ 12.90 S/F  
	GLOPPAST612	PAVAROTTI PEARL SATIN GLASS 6" x 12" x 5/16" FIELD TILE TECH SPECS: REFER TO OPERA GLASS INSTALLATION GUIDELINES FOR SETTING MATERIALS RECOMMENDATIONS	0.5000 SF per PC 3.82 LB per SF 1.91 LB per PC 22 PC per BX 11.00 SF per BX 42.02 LB per BX	21.50 S/F \$ 12.90 S/F  
	GLOPPAGL1420	PAVAROTTI PEARL GLOSS GLASS 14" x 20" x 5/16" FIELD TILE TECH SPECS: REFER TO OPERA GLASS INSTALLATION GUIDELINES FOR SETTING MATERIALS RECOMMENDATIONS	1.9400 SF per PC 3.96 LB per SF 7.68 LB per PC 6 PC per BX 11.64 SF per BX 46.09 LB per BX	30.00 S/F \$ 18.00 S/F  

BX (IN BOLD), SOLD IN FULL BOXES
TEAL, SPECIAL ORDER ITEMS
PURPLE, IN-HOUSE FABRICATION

 LOT PHOTO APPROVAL
 INSTALLATION GUIDELINES

 COMMODITY PRICING
 CUSTOM CUTTING

CLOSE OUT - CLOSEOUT

X CLOSE OUT



IMAGE	CODE	DESCRIPTION	LIST	U/M
	SPRTBCP6	<p>PORTRAIT BIANCO CARRARA POLISHED STONE 6" x 6" x 3/8" FIELD DIMENSIONAL</p> <p>HAND CARVED STONE; ALLOW FOR VARIATION IN PATTERNING; IRREGULAR EDGES</p> <p>TECH SPECS: DO NOT USE COLOR ENHANCER</p>	<p>0.2500 SF per PC</p> <p>4.40 LB per SF</p> <p>1.10 LB per PC</p> <p>8 PC per BX</p> <p>2.00 SF per BX</p> <p>8.80 LB per BX</p>	<p>70.00 S/F</p> <p>\$ 42.00 S/F</p>
	SPRTBCT6	<p>PORTRAIT BIANCO CARRARA TEXTURED STONE 6" x 6" x 3/8" FIELD DIMENSIONAL</p> <p>HAND CARVED STONE; ALLOW FOR VARIATION IN PATTERNING; IRREGULAR EDGES</p> <p>TECH SPECS: DO NOT USE COLOR ENHANCER</p>	<p>0.2500 SF per PC</p> <p>4.40 LB per SF</p> <p>1.10 LB per PC</p> <p>8 PC per BX</p> <p>2.00 SF per BX</p> <p>8.80 LB per BX</p>	<p>70.00 S/F</p> <p>\$ 42.00 S/F</p>
	SPRTBCT612	<p>PORTRAIT BIANCO CARRARA TEXTURED STONE 6" x 12" x 3/8" FIELD DIMENSIONAL</p> <p>HAND CARVED STONE; ALLOW FOR VARIATION IN PATTERNING; IRREGULAR EDGES</p> <p>TECH SPECS: DO NOT USE COLOR ENHANCER</p>	<p>0.5000 SF per PC</p> <p>4.80 LB per SF</p> <p>2.40 LB per PC</p> <p>4 PC per BX</p> <p>2.00 SF per BX</p> <p>9.60 LB per BX</p>	<p>70.00 S/F</p> <p>\$ 42.00 S/F</p>
	SPRTGRP6	<p>PORTRAIT GRIS POLISHED STONE 6" x 6" x 3/8" FIELD DIMENSIONAL</p> <p>HAND CARVED STONE; ALLOW FOR VARIATION IN PATTERNING; IRREGULAR EDGES</p> <p>TECH SPECS: DO NOT USE COLOR ENHANCER</p> <p>TECH SPECS: INSTALL WITH MAPEI GRANIRAPID ONLY</p>	<p>0.2500 SF per PC</p> <p>4.40 LB per SF</p> <p>1.10 LB per PC</p> <p>8 PC per BX</p> <p>2.00 SF per BX</p> <p>8.80 LB per BX</p>	<p>50.00 S/F</p> <p>\$ 30.00 S/F</p>
	SPRTGRT6	<p>PORTRAIT GRIS TEXTURED STONE 6" x 6" x 3/8" FIELD DIMENSIONAL</p> <p>HAND CARVED STONE; ALLOW FOR VARIATION IN PATTERNING; IRREGULAR EDGES</p> <p>TECH SPECS: DO NOT USE COLOR ENHANCER</p> <p>TECH SPECS: INSTALL WITH MAPEI GRANIRAPID ONLY</p>	<p>0.2500 SF per PC</p> <p>4.40 LB per SF</p> <p>1.10 LB per PC</p> <p>8 PC per BX</p> <p>2.00 SF per BX</p> <p>8.80 LB per BX</p>	<p>50.00 S/F</p> <p>\$ 30.00 S/F</p>

BX (IN BOLD), SOLD IN FULL BOXES
 TEAL, SPECIAL ORDER ITEMS
 PURPLE, IN-HOUSE FABRICATION

LOT PHOTO APPROVAL
 INSTALLATION GUIDELINES

COMMODITY PRICING
 CUSTOM CUTTING

CLOSE OUT - CLOSEOUT

X CLOSE OUT



IMAGE	CODE	DESCRIPTION	LIST	U/M
	SBLKSCRAFCEV	SCRAFITTO BLACK TEXTURED STONE 6" x 24" x 3/8" FIELD TILE TWO PIECE PATTERN A & B	0.8400 SF per PC 5.90 LB per SF 4.96 LB per PC 10 PC per BX 8.40 SF per BX 49.56 LB per BX	\$ 42.00 S/F \$ 25.20 S/F
	SJPSCRAFCEV	SCRAFITTO JERUSALEM PEARL TEXTURED STONE 6" x 24" x 3/8" FIELD TILE TWO PIECE PATTERN A & B	0.8400 SF per PC 5.90 LB per SF 4.96 LB per PC 10 PC per BX 8.40 SF per BX 49.56 LB per BX	\$ 35.00 S/F \$ 21.00 S/F
	GLOPSRSTOV	SERENADE SATIN GLASS OVALS MOSAIC INTERLOCKING SHEET ROW INFO: 18 ROWS OF 9 (164 PIECES PER SHEET) SHEET COVERAGE AREA: 11-3/8" x 11-13/16" x 5/16" (0.9400 SF/PC) pavarotti pearl satin 25%, mezzanine mink satin 25%, wolfgang white satin 25%, moonstruck satin 25%	0.9400 SF per PC 3.34 LB per SF 3.14 LB per PC 12 PC per BX 11.28 SF per BX 37.68 LB per BX	\$ 54.00 S/F \$ 32.40 S/F
	SSERPBCSIL16	SERPENTINE® BIANCO CARRARA/SILVER POLISHED STONE 16" x 16" x 3/8" FIELD DECORATIVE Inlaid Silver Metal	1.7800 SF per PC 6 PC per BX 10.68 SF per BX	\$ 110.00 S/F \$ 66.00 S/F
	YVMCRWJXSEV	SEVILLE CREMA MIXED FINISH WATERJET 11-1/4" x 11-1/4" x 3/8" WJ MOSAIC INTERLOCKING SHEET white glass gloss, crema marfil polished, bianco antico polished, calacatta gold polished SUITABLE FOR CARPET CUTTING TECH SPECS: FRACTURES IN DELICATE FEATURES ARE	0.9000 SF per PC 4.63 LB per SF 4.17 LB per PC 5 PC per BX 4.50 SF per BX 20.84 LB per BX	\$ 145.00 S/F \$ 87.00 S/F

BX (IN BOLD), SOLD IN FULL BOXES
TEAL, SPECIAL ORDER ITEMS
PURPLE, IN-HOUSE FABRICATION

LOT PHOTO APPROVAL
 INSTALLATION GUIDELINES

COMMODITY PRICING
 CUSTOM CUTTING








1/24/2018

CLO-XCL-CLO

CLOSE OUT - CLOSEOUT

X CLOSE OUT



IMAGE	CODE	DESCRIPTION	LIST	U/M
	PSIWDSND848	SILVERWOOD SAND MATTE PORCELAIN RECTIFIED 8" x 48" x 3/8" FIELD TILE DCOF ACUTEST WET- 0.43,0.53,0.45 TECH SPECS: RUNNING BOND/BRICK JOINT PATTERNS TO BE SET WITH A MAX. OFFSET OF 25% AND MIN. GROUT JOINT OF 1/8", UNLESS OTHERWISE APPROVED BY OWNER. PEI IV NUMBER OF FACES 3	2.6700 SF per PC 4.20 LB per SF 11.21 LB per PC \$ 24.00 S/F 4 PC per BX \$ 14.40 S/F 10.68 SF per BX 44.86 LB per BX	
	SSMLHBAC	SMOKE HONED STONE 1/2" x 12" x 3/8" BACCELLO MOLDING PROJECTION: 3/4 TECH SPECS: INSTALL WITH ARDEX N23 MICROTEC RAPID SET OR MAPEI GRANIRAPID ONLY	1.0000 LF per PC 0.46 LB per LF 0.46 LB per PC 25 PC per BX 25.00 LF per BX 11.50 LB per BX \$ 18.00 EA \$ 10.80 EA	
	SSTP1236	STATUARY POLISHED STONE 12" x 36" x 3/8" FIELD TILE	3.0000 SF per PC 5.87 LB per SF 17.61 LB per PC \$ 44.00 S/F \$ 26.40 S/F	
	PCSTBE1224	STRIA BEIGE MATTE PORCELAIN 12" x 24" x 3/8" FIELD TILE GLAZED AND RECTIFIED TECH SPECS: ASTM C-1028 STATIC COEFFICIENT OF FRICTION DRY 0.78 - 0.97 / WET 0.53 - 0.62 TECH SPECS: PER TCNA GUIDELINES, RUNNING BOND/BRICK JOINT PATTERNS TO BE SET WITH A MAX. OFFSET OF 33% AND MIN. GROUT JOINT OF 1/8", UNLESS OTHERWISE	2.0000 SF per PC 4.75 LB per SF 9.50 LB per PC \$ 6.00 S/F 6 PC per BX \$ 3.60 S/F 12.00 SF per BX 57.00 LB per BX	
	GJGLSHHS	SWING PATTERN HOT HOUSE SMOKE GLOSS GLASS MOSAIC INTERLOCKING SHEET SHEET COVERAGE AREA: 11-3/4 x 12-1/4 x 1/8" (1.0000 SF/PC) **STOCK QUANTITIES ONLY**	1.0000 SF per PC 1.40 LB per SF 1.40 LB per PC 30 PC per BX 30.00 SF per BX 42.00 LB per BX \$ 50.00 S/F \$ 30.00 S/F	

BX (IN BOLD), SOLD IN FULL BOXES
TEAL, SPECIAL ORDER ITEMS
PURPLE, IN-HOUSE FABRICATION



LOT PHOTO APPROVAL



INSTALLATION GUIDELINES



COMMODITY PRICING



CUSTOM CUTTING

CLOSE OUT - CLOSEOUT



X CLOSE OUT



IMAGE	CODE	DESCRIPTION	LIST	U/M
	TCTVWJWYSOP	TERRA VECCHIO SOPHIA WAXED TERRA COTTA WATERJET SHEET COVERAGE AREA: 12" x 12" x 3/4" (1.0000 SF/PC) HAND MADE MATERIAL, SOME WARPAGE AND VARIATION IN THICKNESS MAY OCCUR. A 3/8" GROUT JOINT IS RECOMMENDED. TECH SPECS: MEDIUM BED MORTAR - MAPEI ULTRAFLEX LFT RECOMMENDED	1.0000 SF per PC 5.76 LB per SF 5.76 LB per PC 7 PC per BX 7.00 SF per BX 40.32 LB per BX	130.00 S/F \$ 78.00 S/F
	TCTVRW412	TERRA VECCHIO WAXED TERRA COTTA 4" x 12" x 3/4" FIELD TILE HAND MADE MATERIAL, SOME WARPAGE AND VARIATION IN THICKNESS MAY OCCUR. A 3/8" GROUT JOINT IS RECOMMENDED. TECH SPECS: MEDIUM BED MORTAR - MAPEI ULTRAFLEX LFT RECOMMENDED	0.3333 SF per PC 5.79 LB per SF 1.93 LB per PC	17.00 S/F \$ 10.20 S/F
	STHGLDMSJ1.5	THASSOS ETCHED/LEAF STONE 5/8" X 5/8" STRAIGHT JOINT MOSAIC ROW INFO: 9 ROWS OF 18 PIECES (162 PCS/SHEET) SHEET COVERAGE AREA: 6 x 12 x 3/8" (1.0000 LF/PC)		122.10 EA \$ 73.26 EA
	STHGLDON	THASSOS ETCHED/LEAF STONE 5/8" X 12" STRAIGHT JOINT MOSAIC ROW INFO: 9 ROWS/9 PCS/SHEET SHEET COVERAGE AREA: 6 x 12 x 3/8" (1.0000 LF/PC)		128.60 EA \$ 77.16 EA
	PTIVCFH24	TIVOLI CAFÉ MATTE PORCELAIN RECTIFIED 24" x 24" x 3/8" FIELD TILE CAN BE CUSTOM CUT FROM 2" X 2" AND LARGER TECH SPECS: ASTM C-1028 STATIC COEFFICIENT OF FRICTION DRY 0.60 OR GREATER / WET 0.60 OR GREATER TECH SPECS: PER TCNA GUIDELINES, RUNNING BOND/BRICK JOINT PATTERNS TO BE SET WITH A MAX. OFFSET OF 33%	4.0000 SF per PC 4.40 LB per SF 17.60 LB per PC 3 PC per BX 12.00 SF per BX 52.80 LB per BX	10.00 S/F \$ 6.00 S/F

BX (IN BOLD), SOLD IN FULL BOXES
TEAL, SPECIAL ORDER ITEMS
PURPLE, IN-HOUSE FABRICATION






 LOT PHOTO APPROVAL
 INSTALLATION GUIDELINES

 COMMODITY PRICING
 CUSTOM CUTTING

CLOSE OUT - CLOSEOUT

X CLOSE OUT



IMAGE	CODE	DESCRIPTION	LIST	U/M
	GJGTRMG	TREBLE MINGUS GREY GLOSS GLASS 1" X 4" X 1/8" MOSAIC INTERLOCKING SHEET ROW INFO: 18 ALTERNATING ROWS OF 3 & 2 (45 PIECES PER SHEET) SHEET COVERAGE AREA: 10-1/4" x 12-1/4" x 1/8" (0.8700 SF/PC) **STOCK QUANTITIES ONLY**	0.8700 SF per PC 1.20 LB per SF 1.04 LB per PC 16 PC per BX 13.92 SF per BX 16.70 LB per BX	32.00 S/F 19.20 S/F 📖
	YTRBRLIP3	TROPIQUE BROWN LIP SHELL 1-1/4" X 1-1/4" X 3/8" MOSAIC ROW INFO: LOOSE PIECES SOLD SEPARATELY SHEET COVERAGE AREA: 3/8" (0.0108 LF/PC) 100 PIECES PER SF; MAY BE MESHEDED OR BLENDED STONE BACKED TECH SPECS: SUITABLE FOR WALLS & LOW TRAFFIC FLOORS; NOT SUITABLE FOR USE IN STEAM SHOWERS	0.0108 LF per PC 4.00 LB per LF 0.04 LB per PC 750 PC per BX 8.10 LF per BX 32.40 LB per BX	7.25 EA 4.35 EA
	YTRBRYP3	TROPIQUE BROWN YOUNG PEN SHELL 1-1/4" X 1-1/4" X 3/8" MOSAIC ROW INFO: LOOSE PIECES SOLD SEPARATELY SHEET COVERAGE AREA: 3/8" (0.0108 LF/PC) 100 PIECES PER SF; MAY BE MESHEDED OR BLENDED STONE BACKED TECH SPECS: SUITABLE FOR WALLS & LOW TRAFFIC FLOORS;	0.0108 LF per PC 4.00 LB per LF 0.04 LB per PC 750 PC per BX 8.10 LF per BX 32.40 LB per BX	7.25 EA 4.35 EA
	YTRTROC3	TROPIQUE TROCA IRIDESCENT SHELL 1-1/4" X 1-1/4" X 3/8" MOSAIC ROW INFO: LOOSE PIECES SOLD SEPARATELY SHEET COVERAGE AREA: 3/8" (0.0108 LF/PC) 100 PIECES PER SF; MAY BE MESHEDED OR BLENDED STONE BACKED TECH SPECS: SUITABLE FOR WALLS & LOW TRAFFIC FLOORS;	0.0108 LF per PC 4.00 LB per LF 0.04 LB per PC 750 PC per BX 8.10 LF per BX 32.40 LB per BX	7.50 EA 4.50 EA
	YTRTROCABL	TROPIQUE TROCA IRIDESCENT SHELL 3/4" x 6" x 3/8" FLAT LINER MOLDING PROJECTION: 3/8" STONE BACKED TECH SPECS: SUITABLE FOR WALLS & LOW TRAFFIC FLOORS; NOT SUITABLE FOR USE IN STEAM SHOWERS	0.5000 LF per PC 0.86 LB per LF 0.43 LB per PC 20 PC per BX 10.00 LF per BX 8.60 LB per BX	22.00 EA 13.20 EA

BX (IN BOLD), SOLD IN FULL BOXES
TEAL, SPECIAL ORDER ITEMS
PURPLE, IN-HOUSE FABRICATION










📷 LOT PHOTO APPROVAL
📖 INSTALLATION GUIDELINES

🏠 COMMODITY PRICING
✂️ CUSTOM CUTTING

CLOSE OUT - CLOSEOUT



X CLOSE OUT



IMAGE	CODE	DESCRIPTION	LIST	U/M
	YTRWHMOP1.5	TROPIQUE WHITE MOP IRIDESCENT SHELL 5/8" X 5/8" X 3/8" MOSAIC ROW INFO: 10 ROWS OF 4 (40 PIECES PER SHEET) SHEET COVERAGE AREA: 3-1/8" x 5" x 3/8" (0.1076 LF/PC) 368 PIECES PER SF; MAY BE BLENDED STONE BACKED TECH SPECS: SUITABLE FOR WALLS & LOW TRAFFIC FLOORS;	0.1076 LF per PC 3.60 LB per LF 0.39 LB per PC 45 PC per BX 4.84 LF per BX 17.43 LB per BX	59.00 EA 35.40 EA
	USBLKBV410	US CERAMIC BLACK GLOSS CERAMIC BEVELED 4-1/4" x 10" x 3/16" FIELD TILE	0.2960 SF per PC 2.30 LB per SF 0.68 LB per PC 38 PC per BX 11.25 SF per BX 25.87 LB per BX	10.25 S/F 6.15 S/F 
	USBLKBV36	US CERAMIC BLACK GLOSS CERAMIC BEVELED 3" x 6" x 1/8" FIELD TILE	0.1250 SF per PC 2.16 LB per SF 0.27 LB per PC 80 PC per BX 10.00 SF per BX 21.60 LB per BX	9.00 S/F 5.40 S/F 
	USBWBV36	US CERAMIC BRIGHT WHITE GLOSS CERAMIC BEVELED 3" x 6" x 1/8" FIELD TILE	0.1250 SF per PC 2.16 LB per SF 0.27 LB per PC 80 PC per BX 10.00 SF per BX 21.60 LB per BX	4.85 S/F 2.91 S/F 
	USBW6CB	US CERAMIC BRIGHT WHITE GLOSS CERAMIC 6" x 6" x 3/16" COVE BASE MOLDING PROJECTION: 9/16	0.5000 LF per PC 1.40 LB per LF 0.70 LB per PC 6 PC per BX 3.00 LF per BX 4.20 LB per BX	4.00 EA 2.40 EA 

BX (IN BOLD), SOLD IN FULL BOXES
TEAL, SPECIAL ORDER ITEMS
PURPLE, IN-HOUSE FABRICATION
















 LOT PHOTO APPROVAL
 INSTALLATION GUIDELINES

 COMMODITY PRICING
 CUSTOM CUTTING

CLOSE OUT - CLOSEOUT

X CLOSE OUT



IMAGE	CODE	DESCRIPTION	LIST	U/M
	GLOPWWGL1	<p>WOLFGANG WHITE GLOSS GLASS 1" X 1" X 5/16" STRAIGHT JOINT MOSAIC ROW INFO: 11 ROWS OF 11 (121 PIECES PER SHEET) SHEET COVERAGE AREA: 11-7/8" x 11-7/8" x 5/16" (0.9800 SF/PC)</p> <p>ONLY BLEND WITH OTHER OPERA GLASS MOSAICS</p> <p>TECH SPECS: REFER TO OPERA GLASS INSTALLATION</p>	<p>0.9800 SF per PC</p> <p>2.92 LB per SF</p> <p>2.86 LB per PC</p> <p>11 PC per BX</p> <p>10.78 SF per BX</p> <p>31.48 LB per BX</p>	<p>33.00 S/F</p> <p>\$ 19.80 S/F</p> <p> </p>
	GLOPWWGL1X2	<p>WOLFGANG WHITE GLOSS GLASS 1" X 2" X 5/16" RUNNING BOND MOSAIC INTERLOCKING SHEET ROW INFO: 11 ROWS OF 5 (55 PIECES PER SHEET) SHEET COVERAGE AREA: 10-5/16" x 11-9/16" x 5/16" (0.8300 SF/PC)</p> <p>ONLY BLEND WITH OTHER OPERA GLASS MOSAICS</p>	<p>0.8300 SF per PC</p> <p>3.69 LB per SF</p> <p>3.06 LB per PC</p> <p>13 PC per BX</p> <p>10.79 SF per BX</p> <p>39.82 LB per BX</p>	<p>30.50 S/F</p> <p>\$ 18.30 S/F</p> <p> </p>
	GLOPWWST1	<p>WOLFGANG WHITE SATIN GLASS 1" X 1" X 5/16" STRAIGHT JOINT MOSAIC ROW INFO: 11 ROWS OF 11 (121 PIECES PER SHEET) SHEET COVERAGE AREA: 11-7/8" x 11-7/8" x 5/16" (0.9800 SF/PC)</p> <p>ONLY BLEND WITH OTHER OPERA GLASS MOSAICS</p> <p>TECH SPECS: REFER TO OPERA GLASS INSTALLATION</p>	<p>0.9800 SF per PC</p> <p>2.92 LB per SF</p> <p>2.86 LB per PC</p> <p>11 PC per BX</p> <p>10.78 SF per BX</p> <p>31.48 LB per BX</p>	<p>33.00 S/F</p> <p>\$ 19.80 S/F</p> <p> </p>
	GLOPWWST1X2	<p>WOLFGANG WHITE SATIN GLASS 1" X 2" X 5/16" RUNNING BOND MOSAIC INTERLOCKING SHEET ROW INFO: 11 ROWS OF 5 (55 PIECES PER SHEET) SHEET COVERAGE AREA: 10-5/16" x 11-9/16" x 5/16" (0.8300 SF/PC)</p> <p>ONLY BLEND WITH OTHER OPERA GLASS MOSAICS</p>	<p>0.8300 SF per PC</p> <p>3.69 LB per SF</p> <p>3.06 LB per PC</p> <p>13 PC per BX</p> <p>10.79 SF per BX</p> <p>39.82 LB per BX</p>	<p>30.50 S/F</p> <p>\$ 18.30 S/F</p> <p> </p>
	GLOPWWSTOV	<p>WOLFGANG WHITE SATIN GLASS OVALS MOSAIC INTERLOCKING SHEET ROW INFO: 18 ROWS OF 9 (164 PIECES PER SHEET) SHEET COVERAGE AREA: 11-3/8" x 11-13/16" x 5/16" (0.9400 SF/PC)</p> <p>ONLY BLEND WITH OTHER OPERA GLASS MOSAICS</p> <p>TECH SPECS: REFER TO OPERA GLASS INSTALLATION</p>	<p>0.9400 SF per PC</p> <p>3.34 LB per SF</p> <p>3.14 LB per PC</p> <p>12 PC per BX</p> <p>11.28 SF per BX</p> <p>37.68 LB per BX</p>	<p>62.00 S/F</p> <p>\$ 37.20 S/F</p> <p> </p>

BX (IN BOLD), SOLD IN FULL BOXES
 TEAL, SPECIAL ORDER ITEMS
 PURPLE, IN-HOUSE FABRICATION

 LOT PHOTO APPROVAL
 INSTALLATION GUIDELINES

 COMMODITY PRICING
 CUSTOM CUTTING

CLOSE OUT - CLOSEOUT

X CLOSE OUT



IMAGE	CODE	DESCRIPTION	LIST	U/M
	GLOPWWGL3X6	WOLFGANG WHITE GLOSS GLASS 3" x 6" x 5/16" FIELD TILE TECH SPECS: REFER TO OPERA GLASS INSTALLATION GUIDELINES FOR SETTING MATERIALS RECOMMENDATIONS	0.1250 SF per PC 4.00 LB per SF 0.50 LB per PC 88 PC per BX 11.00 SF per BX 44.00 LB per BX	\$ 31.30 S/F \$ 18.78 S/F
	GLOPWWGL412	WOLFGANG WHITE GLOSS GLASS 4" x 12" x 5/16" FIELD TILE TECH SPECS: REFER TO OPERA GLASS INSTALLATION GUIDELINES FOR SETTING MATERIALS RECOMMENDATIONS	0.3333 SF per PC 4.00 LB per SF 1.33 LB per PC 33 PC per BX 11.00 SF per BX 44.00 LB per BX	\$ 23.00 S/F \$ 13.80 S/F
	GLOPWWGL612	WOLFGANG WHITE GLOSS GLASS 6" x 12" x 5/16" FIELD TILE TECH SPECS: REFER TO OPERA GLASS INSTALLATION GUIDELINES FOR SETTING MATERIALS RECOMMENDATIONS	0.5000 SF per PC 3.82 LB per SF 1.91 LB per PC 22 PC per BX 11.00 SF per BX 42.02 LB per BX	\$ 31.30 S/F \$ 18.78 S/F
	GLOPWWST612	WOLFGANG WHITE SATIN GLASS 6" x 12" x 5/16" FIELD TILE TECH SPECS: REFER TO OPERA GLASS INSTALLATION GUIDELINES FOR SETTING MATERIALS RECOMMENDATIONS	0.5000 SF per PC 3.82 LB per SF 1.91 LB per PC 22 PC per BX 11.00 SF per BX 42.02 LB per BX	\$ 31.30 S/F \$ 18.78 S/F
	GLOPWWGL12WJ	WOLFGANG WHITE GLOSS GLASS 12" x 12" x 3/8" FIELD TILE 3/8" THICK FOR WATERJET CUTTING. TECH SPECS: REFER TO OPERA GLASS INSTALLATION GUIDELINES FOR SETTING MATERIALS RECOMMENDATIONS	1.0000 SF per PC 4.00 LB per SF 4.00 LB per PC 9 PC per BX 9.00 SF per BX 36.00 LB per BX	\$ 31.00 S/F \$ 18.60 S/F

BX (IN BOLD), SOLD IN FULL BOXES
 TEAL, SPECIAL ORDER ITEMS
 PURPLE, IN-HOUSE FABRICATION








LOT PHOTO APPROVAL
 INSTALLATION GUIDELINES

COMMODITY PRICING
 CUSTOM CUTTING

CLOSE OUT - CLOSEOUT



X CLOSE OUT



IMAGE	CODE	DESCRIPTION	LIST	U/M
	GLOPWWST12WJ	<p>WOLFGANG WHITE SATIN GLASS 12" x 12" x 3/8" FIELD TILE 3/8" THICK FOR WATERJET CUTTING.</p> <p>TECH SPECS: REFER TO OPERA GLASS INSTALLATION GUIDELINES FOR SETTING MATERIALS RECOMMENDATIONS</p>	<p>1.0000 SF per PC</p> <p>4.00 LB per SF</p> <p>4.00 LB per PC</p> <p>11 PC per BX</p> <p>11.00 SF per BX</p> <p>44.00 LB per BX</p>	<p>31.00 S/F</p> <p>\$ 18.60 S/F</p> <p> </p>
	GLOPWWGL1420	<p>WOLFGANG WHITE GLOSS GLASS 14" x 20" x 5/16" FIELD TILE</p> <p>TECH SPECS: REFER TO OPERA GLASS INSTALLATION GUIDELINES FOR SETTING MATERIALS RECOMMENDATIONS</p>	<p>1.9400 SF per PC</p> <p>3.96 LB per SF</p> <p>7.68 LB per PC</p> <p>6 PC per BX</p> <p>11.64 SF per BX</p> <p>46.09 LB per BX</p>	<p>38.80 S/F</p> <p>\$ 23.28 S/F</p> <p> </p>
	SZVGRHCLOT16	<p>ZIVA LOTUS® GRIS MIXED FINISH STONE 16" x 16" x 3/8" FIELD DIMENSIONAL</p> <p>HAND CARVED STONE; ALLOW FOR VARIATION IN PATTERNING</p> <p>TECH SPECS: DO NOT USE COLOR ENHANCER TECH SPECS: INSTALL WITH MAPEI GRANIRAPID ONLY</p>	<p>1.7800 SF per PC</p> <p>5.45 LB per SF</p> <p>9.70 LB per PC</p> <p>1 PC per BX</p> <p>1.78 SF per BX</p> <p>9.70 LB per BX</p>	<p>45.00 S/F</p> <p>\$ 27.00 S/F</p>

BX (IN BOLD), SOLD IN FULL BOXES
 TEAL, SPECIAL ORDER ITEMS
 PURPLE, IN-HOUSE FABRICATION

 LOT PHOTO APPROVAL
 INSTALLATION GUIDELINES

 COMMODITY PRICING
 CUSTOM CUTTING