



# Tiles & Planks

Stone. Surface. Texture. Crafted.  
Urban. Woven. Faded. Lines.

Highline Express Tile Collection

**ege**<sup>®</sup>



# **Tiles & Planks**

**Stone. Surface. Texture. Crafted.  
Urban. Woven. Faded. Lines.**

Highline Express Tile Collection



<b>Intro</b>	Page <b>008 / 009</b>
<b>Inspiration</b>	Page <b>010 / 011</b>
<b>Sizes</b>	Page <b>012 / 013</b>
<b>Recolour</b>	Page <b>014 / 015</b>
<b>Quality options</b>	Page <b>016 / 017</b>
<b>Designs</b>	Page <b>018 / 119</b>
<b>Office trends</b>	Page <b>066 / 075</b>
<b>The Green Thread</b>	Page <b>120 / 123</b>
<b>Recolour examples</b>	Page <b>124 / 129</b>
<b>All our carpets</b>	Page <b>130 / 131</b>
<b>Index</b>	Page <b>132 / 136</b>





**Take a step onto soft and soothing floor designs with subtle, but interesting and refined expressions. Beautiful and timeless textures, gradients and melanges that are easy to love and will last forever. Natural materials carefully crafted, stunning stone surfaces, faded**



**woven textiles worn by time, in new neutrals that come to life in a delicate play with light and shadow. With the Highline Tile and Plank designs, flexibility and aesthetics easily combine to deliver high comfort, beautiful flooring for your next interior project.**





### **ALL DESIGNS ARE AVAILABLE IN TILES AND PLANKS**


We offer three sizes for all designs in the Highline Express Tile Collection. The square tile is 48x48 cm or 96x96 cm and the rectangular plank is 24x96 cm. All designs are shown as 48x48 cm tiles, but you can be confident that our design team has carefully selected patterns and colours that work beautifully together no matter the size you choose.

Our tiles and planks are easy to install and very different looks can be achieved depending on the installation style you choose. In this brochure, you'll see the monolithic version of each design that mimics the look of broadloom, but you can also choose quarter turn where pattern and pile direction creates a completely different expression. The monolithic style is also suitable for planks while ashlar and ashlar random are the most common types.

And that's just the beginning. The flexibility of carpet tiles and planks is your visual toolbox for experimenting with different spatial options. It helps you to define areas such as meeting points, activity and quiet zones as well as guide and move people through way-finding designs.

Explore the inspiration examples and discover the powerful design language of carpet tiles and planks.





**MIX IT. THEY WORK TOGETHER**

Applying the same geometric scale to our tiles and planks, the collection gives you the power to mix different sizes for a floor design that fits any purpose and look. Our design team will be happy to help with your new design combination while the scaled dimensions and identical carpet backing ensure an effortless installation.



**Our design team assists with recolouring  
your selected designs**




**ALL DESIGNS CAN BE RECOLOURED TO SUIT YOUR  
PREFERENCES AND REQUIREMENTS**

Our in-house team of experienced designers has carefully selected patterns and colours to provide you with lots of options, ideas and inspiration for your next carpet project.

Thanks to our advanced production technology, it's easy and quick to recolour a standard design at no extra charge. Pick any design and select your colours from one of our standard colour palettes. Our design team is always on hand to assist and visualise the design in your colour selection. Learn how to recolour from page 126 or try our recolour tool at [egecarpets.com](http://egecarpets.com).



Choose from six cut or loop pile qualities in regenerated or virgin polyamide or 80/20 NZ wool/nylon blend





**The sustainable option is carpets made from regenerated yarns**



### **ALL DESIGNS ARE AVAILABLE IN 6 DIFFERENT QUALITIES**

The Highline Express Tile Collection offers many standard designs that can be recoloured and produced in one of six different cut or loop qualities ranging from 440 to 1400 g/m<sup>2</sup> in regenerated polyamide, virgin polyamide or 80/20 NZ wool/nylon blend. We use our own blend of NZ wool renowned for its outstanding quality and excellence when it comes to a healthy and comfortable indoor environment.

Let's help you find the construction that'll match your look, budget and demands for wear resistance, acoustics, comfort, insulation, fire resistance and sustainability.

### **GO GREEN WITH REGENERATED MATERIALS**

The polyamide is made from abandoned fishing nets and other industrial waste. Combined with our patented Ecotrust tile backing made from used plastic bottles, you have a beautiful and sustainable option for your next project. Read more on page 123.





**RFM55002001** SIMPLE VELVET

Installation example 3 x 3 tiles

5500



144 cm



**RFM55002003** STONE SURFACE

Installation example 3 x 3 tiles

5500




144 cm




**RFM55002002** HEMP

Installation example 2 x 2 tiles

5500




96 cm



**RFM55002004** GLEN PLAID

Installation example 3 x 3 tiles

5500



144 cm

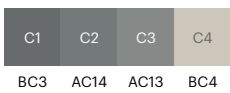


**RFM55002005** JUTE  
Installation example 3 x 7 tiles

5500




144 cm




**RFM55002006** FADED ANGLE  
Installation example 3 x 7 tiles

5500

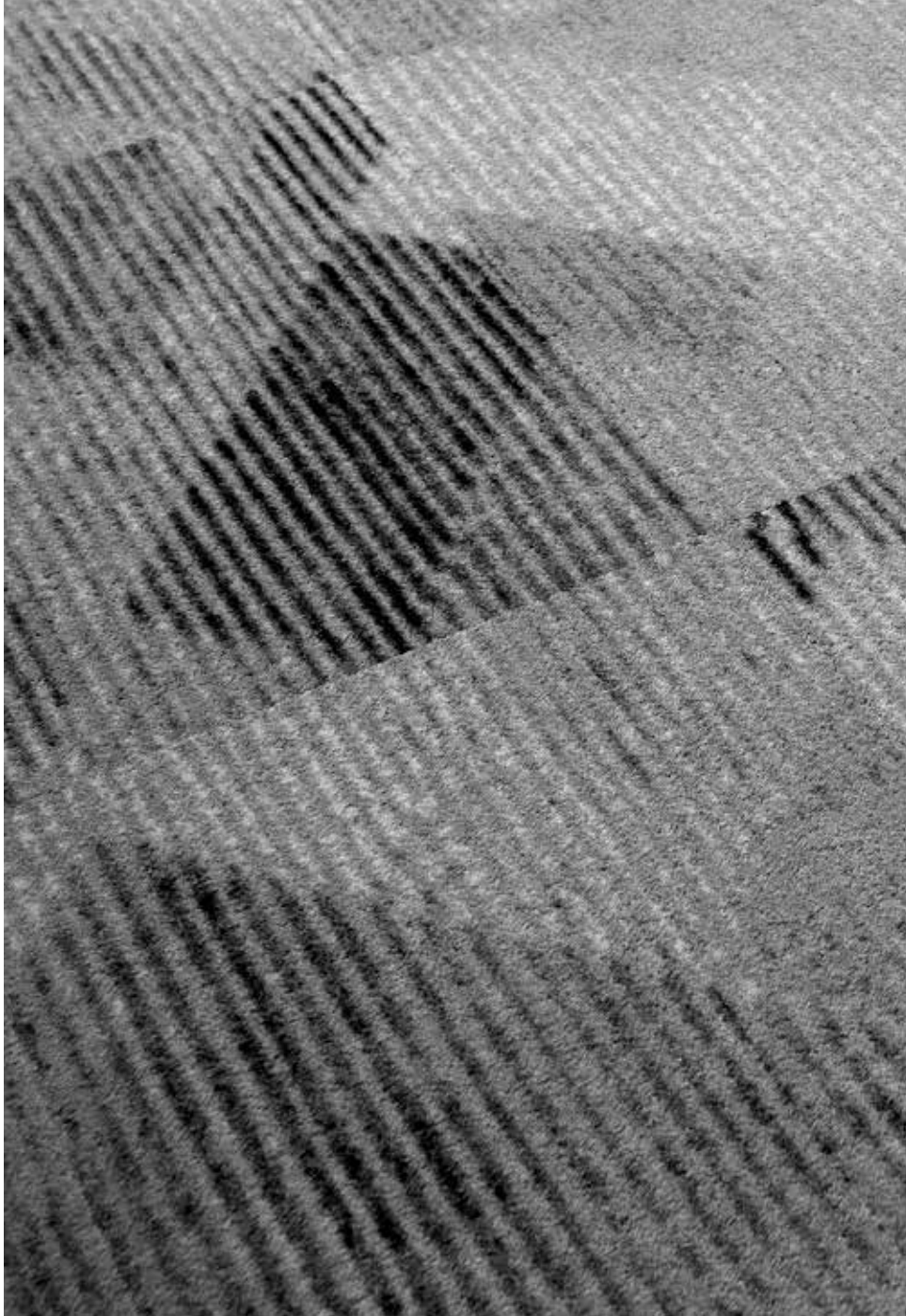


144 cm






**This carpet is green. No matter its colour.  
This carpet is Cradle to Cradle Certified™.**













## INSTALLATION INSPIRATION

The options are endless and we want you to make the most of them. Here are just four examples to fuel the creativity in your next floor design.



### **DIAGONAL**

Installation example with 48x48 cm tiles

---

RFM55002009



### **QUARTER TURN**

Installation example with 48x48 cm tiles

---

RFM55002009



**HERRINGBONE**

Installation example with 24x96 cm planks

---

RFM55002009



**ASHLAR RANDOM**

Installation example with 24x96 cm planks


---

RFM55002009

**RFM55002007** COMPOSITE

5500

Installation example 4 x 2 tiles



192 cm



BC4 AC13 AC14 BC3 AC15

**RFM55002008** CAPTURED LINES

5500

Installation example 6 x 3 tiles



288 cm



TONE 1

TONE 2

**RFM55002009** MELANGE STRIPE  
Installation example 6 x 7 tiles

5500



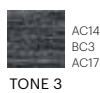
288 cm



TONE 1




TONE 2



TONE 3




TONE 4



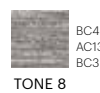
TONE 5



TONE 6




TONE 7



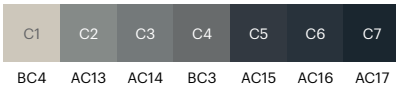
TONE 8

**RFM55002010 WASTE**  
Installation example 3 x 3 tiles

5500




144 cm

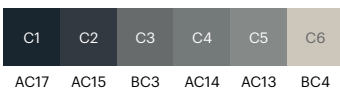


**RFM55002011 FABRIC**  
Installation example 3 x 3 tiles

5500




144 cm

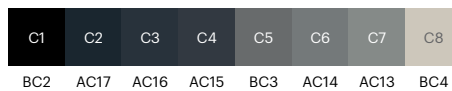


**RFM55002012 INDUSTRIAL**  
Installation example 3 x 7 tiles

5500



144 cm

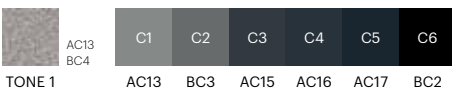





**RFM55002013 IMPERFECTION**

5500

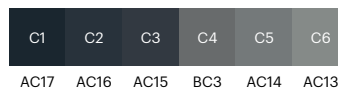
Installation example 3 x 7 tiles




**RFM55002014 QUARTZ**

5500

Installation example 3 x 7 tiles




# FLOORSCAPE INSPIRATION



**RFM55002016** CHENILLE

Installation example 3 x 7 tiles

5500



144 cm

TONE 1	AC13	TONE 2	BC3
	AC14		AC15
	BC3		AC35
	AC15		AC37

**RFM55002017** GRADIENT BLOCK

Installation example 3 x 7 tiles

5500



144 cm

TONE 1	AC13	TONE 2	AC37	TONE 3	BC3	TONE 4	AC15	TONE 5	AC13
	AC16		AC34		BC2		BC2		BC3
	AC34		BC3		AC13		BC3		BC4

**RFM55002015** GRAINY TEXTURE

5500

Installation example 4 x 2 tiles



192 cm



AC13 AC35 BC3 AC15 BC2

**RFM55002018** RAINY OCEAN

5500

Installation example 6 x 3 tiles



288 cm



AC13 BC3 AC15 BC2 AC35

**RFM55002019** MANTRA WEAVE  
Installation example 6 x 7 tiles

5500



288 cm




BC3  
AC15 AC13  
AC14 BC4


TONE 1



AC15  
AC17 AC34  
AC35 AC33

TONE 2





**RFM55002020** STONE SURFACE

Installation example 6 x 7 tiles

5500



288 cm



BC3 AC15 AC35 AC16 BC2

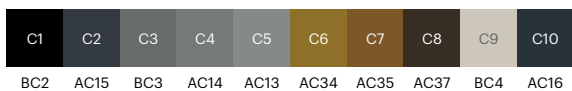


**RFM5500201** AERIAL MAP  
Installation example 6 x 3 tiles

5500



288 cm

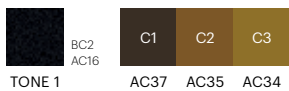


**RFM5500202** GLASS DISTORTION  
Installation example 6 x 3 tiles

5500



288 cm





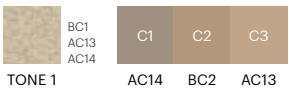


**RFM55752002 TANGLE**  
Installation example 3 x 7 tiles

5575



144 cm




**RFM55752001 FLAX**  
Installation example 2 x 2 tiles

5575



96 cm



**RFM55752003 WASHED MARBLE**  
Installation example 3 x 3 tiles

5575



144 cm




**RFM55752008** STRIPY VELVET

Installation example 3 x 7 tiles

5575



144 cm




BC2 BC3 BC1 AC13

**RFM55752006** SPOTLIGHT

Installation example 3 x 7 tiles

5575



144 cm



AC14 BC3 AC15 AC13 BC1 BC2

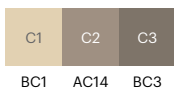
**RFM55752004** RIPPLED PLASTER

Installation example 6 x 7 tiles

5575



288 cm




**RFM55752005** TERRAZZO  
Installation example 4 x 2 tiles

5575




192 cm



AC14 AC13 BC1 BC2 AC15 BC3

**RFM55752012** SHADE  
Installation example 4 x 2 tiles

5575



192 cm



BC3 BC2 AC13 BC1

## INSTALLATION INSPIRATION

The options are endless and we want you to make the most of them. Here are just three examples to fuel the creativity in your next floor design.



### **ASHLAR**

Installation example with 24x96 cm planks

---

RFM55752011



### **QUARTER TURN**

Installation example with 48x48 cm tiles

---

RFM55752011





**MIX**

Installation example with 48x48 cm tiles, 96x96 cm tiles and 24x96 cm planks

---

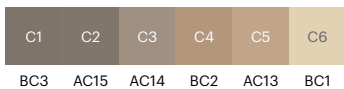
RFM55752011

**RFM55752007** FUSION  
Installation example 6 x 3 tiles

5575



288 cm

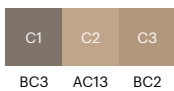


**RFM55752009** HEMP  
Installation example 4 x 2 tiles

5575




192 cm




**RFM55752010** RIBBON  
Installation example 6 x 3 tiles

5575




288 cm



**RFM55752014** NEW TERRAZZO  
Installation example 6 x 3 tiles

5575




288 cm







# FLOORSCAPE INSPIRATION



**RFM55752011 FRILL**  
Installation example 3 x 7 tiles

5575



144 cm

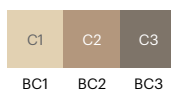


**RFM55752013 WASHED**  
Installation example 3 x 7 tiles

5575



144 cm

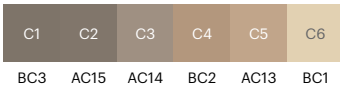


**RFM55752016** STEEL  
Installation example 6 x 3 tiles

5575




288 cm

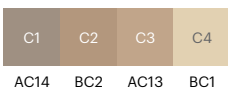


**RFM55752017** STEEL  
Installation example 6 x 3 tiles

5575




288 cm





**RFM55752015** STEEL  
Installation example 6 x 7 tiles

5575



288 cm



AC66 AC65 AC64 BC3 AC14 BC2 AC13










**RFM55752018 CHECKY**  
Installation example 3 x 7 tiles

5575



144 cm



**RFM55752019 RIPPLE**  
Installation example 3 x 3 tiles

5575




144 cm

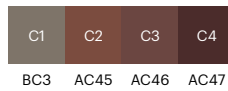


**RFM55752020 RIBBON**  
Installation example 3 x 3 tiles

5575




144 cm



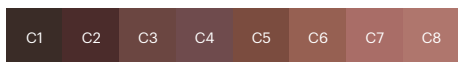
**RFM55752021** DIGITAL BLOOMING

Installation example 3 x 7 tiles

5575



144 cm



BC4 AC47 AC46 AC40 AC45 AC44 AC39 AC43

**RFM55752022** TOIL

Installation example 3 x 7 tiles

5575



144 cm



AC44 AC40 AC46 AC47 AC67

**We walk the talk. On recycled materials.**  
**Our EcoTrust tile backing consists**  
**of 100% recycled plastic bottles.**









# WELLNESS AT WORK

Text by Tracey Ingram

*Frame's* former managing editor and current editor at large, Tracey Ingram is a freelance writer, editor and content director specialised in spatial design and products. Based in Amsterdam, she grew up in New Zealand and received her Bachelor of Design (Hons), majoring in Interior Design, from Massey University in Wellington.

The Office Group's Summit House London  
© Michael Sinclair

*How, when and where* we work: chances are those three adverbs produce very different answers today than they would have a decade ago. Thanks to new technologies and seamless connectivity, many of us can work at any time and from almost anywhere. But our mobile devices have both liberated and overwhelmed us, making work-life balance an increasingly elusive concept. While it may be largely up to individuals to monitor their own wellbeing – making time to take a pause, socialise with colleagues, grab a cup of tea or take a stroll outdoors – design can also play a big role in facilitating both physical and mental health. When considered holistically, the spaces we work from can help us connect to one another when we need and want to *and* to find balance through *disconnection*. They can immerse us in nature and foster fitness. They can adapt to us, rather than the other way around.

# HOLISTIC HEALTH



*“Where one person may crave a nap or meditation time, another might prefer to unwind with music or movement”*

Top: Grammarly Kyiv by Balbek Bureau  
© Yevhenii Avramenk

Right: Recharge room at  
The Office Group's Summit House London  
© Michael Sinclair

The workplace of the online generation began as what could now be called “desk graveyards”. Rooms filled with rows of monitor-topped furniture, their uniformity and incessancy recalling tombstones in a cemetery, were once viewed as the way to maximise space while seemingly maximising performance.

But then the issues began to arise. First there was the question of ergonomics – as we now know, the standard desk-and-chair set-up isn’t conducive to a healthy posture. Furniture manufacturers responded with chairs that moved with you, and desks that toggled between standing height and seated. Soon the whole idea of spending so many hours of the day sedentary came into question, and with companies eager to retain talent, several started supplying staff with a range of physical activities: on-site workout spaces, buildings you can cycle into straight from the street, and even entire offices designed around a grand central staircase to discourage elevator use. From there, the attitude towards physical health in the workplace began to include not only how people use their bodies but also what they put into them. Canteens became more conscious, serving up healthy organic meals using local ingredients.

More recently the attitude towards health has become even more holistic, extending to incorporate mental wellbeing, too. The term “wellness” has now entered the modern vernacular – according to the Global Wellness Institute, the world wellness economy is now valued at \$4.5 trillion, up from \$3.7 trillion in 2015 – breaking societal taboos surrounding rest and relaxation. But rest and relaxation can mean very different things to different people. Where one person may crave a nap or meditation time, another might prefer to unwind with music or movement. Flexible rooms that cater for these varied activities – or *in*activities – are now beginning to crop up in co-working and company offices alike.

And it’s not just the definition of relaxation that’s open to interpretation: companies are coming to realise that spaces for *productivity* have numerous forms. The effectiveness of the open-plan office is now a topic of hot debate and an array of products are being employed to counteract its negative aspects: acoustic materials, for one, are tackling the issue of interior sound pollution. Softer materials in their myriad forms have the additional advantage of making workplaces feel more intimate and homelike, their calming effect a much-needed counterbalance to the profusion of hard interior surfaces.

Whereas we once adjusted our lives and bodies around our work, we’re now moving in the opposite direction. And the consideration that *everybody* is different is leading to a more human approach to design, one that makes way for a flexible typology fit to serve the varied needs of today’s employees.



OFFICE TRENDS



# MIX & MINGLE

*“Workplaces can serve as a company’s beating heart, a hub in which users can unite face-to-face while also engaging with the wider community”*

Technology has unshackled workers from the confines of a desktop, making it commonplace to work remotely at least part-time. Surveys by Gallup and LinkedIn found respectively that almost half of Americans work from home occasionally, while 82 per cent want to work from home at least one day a week. And the benefits for businesses and employees seemed to be mutual: workers got the flexibility they sought, perhaps saving some precious hours instead of commuting, while companies could downsize office space by implementing hot-desking.

A coin has two sides, though, and one of the consequences of remote working is linked to the so-called “loneliness epidemic”. While some reports claim that the issue has been blown out of proportion, others proclaim its seriousness. In the latter category, recent research from *The Economist* and the Kaiser Family Foundation reported that almost a quarter of adults in the UK and US often or always feel lonely. Many said their loneliness has had a negative impact on various aspects of their life.

And even if we *are* working in the same building, the technology that has better connected us to the other side of the globe has created distance in other ways. We’re far more likely to flick an e-mail to a colleague across the other side of the room than to deliver the message in person, even though recent research published in the *Journal of Experimental Social Psychology* suggests that face-to-face requests are 34 times more likely to garner positive responses than e-mails. Plus, taking those extra few steps is simply healthier, too.

It’s no wonder we’re seeing a countermovement: social spaces in offices that encourage human connection. Think informal lounge-like breakout zones for socialising and collaborating, or open areas that feel more like a bustling town square or warm and welcoming hotel lobby than an office atrium. Hospitality plays a big role here, too. Just as every house party seems to end up in the kitchen, people naturally gravitate towards communal zones that serve up food and beverages. The artisanal coffee bar has become the modern-day water-cooler – and some companies are even opening up such offerings to the neighbourhoods beyond their doors to widen their social circle. The need for a sense of belonging has also spawned co-working spots that bring together those looking to fulfil specific needs, including wellness. At such establishments, task time can be interrupted with a yoga session, trip to the smoothie bar or enlightening lecture.

In the end, it’s about creating places to which people *want* to go rather than *have* to go – especially as remote working will likely increase. Workplaces can serve as a company’s beating heart, a hub in which users can unite face-to-face while also engaging with the wider community.

# GOING GREEN



*“With evidence mounting that flora-filled offices lead to a reduction in sick days as well as overall increased productivity, architects and companies are calling upon green specialists to literally enliven their workspaces”*

Today’s population has been dubbed the “indoor generation” in a study by YouGov for the Velux Group. The research revealed that most people spend close to 90 per cent of their time indoors, where the air can be two to five times more polluted than it is outdoors. What’s more, over 50 per cent of the global population currently lives in urban areas, a figure that’s predicted to rise to 68 per cent over the next 30 years. As we immerse ourselves in city life, we consequently disconnect from nature. For these reasons and more, it’s easy to see why the demand for houseplants has skyrocketed in recent years (under #plantsofinstagram alone you’ll find over 5.5 million posts). And since we often spend more waking hours at work than at home, it’s no wonder the trend has infiltrated the office, too.

Visually, the trend aligns with a shift away from stark minimalism to something more organic and natural, but there’s a physiological drawcard as well: indoor plants are said to purify the air and to ease depression and anxiety. With evidence mounting that flora-filled offices lead to a reduction in sick days as well as overall increased productivity, architects and companies are calling upon green specialists to literally enliven their workspaces. The results range from jungle-like greenhouses to edible gardens, with some on-site canteens growing their own produce for consumption.

Greenery on a much bigger scale could help to fight the greater issue of climate change, too. In *The Future We Choose*, a new book by the architects of the Paris Agreement, the authors imagine a best-case scenario in which “the air is moist and fresh, even in cities . . . The air is cleaner than it has been since before the Industrial Revolution. We have trees to thank for that. They are everywhere.”

Protecting the natural environment is paramount, and forerunners in the field have shifted the conversation from “how can we be sustainable?” to “how sustainable can we be?” While much of the effort towards such sustainable feats is invisible, hidden within infrastructures and processes, design can underscore the intention. The renaissance of wood as a construction and interior material, for example, signals a shift away from big energy consumers such as concrete and steel – and has the added benefit of bringing a brush with nature to the built environment.

The best examples naturally combine the health of people *and* the planet. Just like many species of the plant world, we should have a symbiotic relationship with the environment: we should be as good to it as it is for us.

Top and right: ELHO Tilburg by  
Makers of Sustainable Spaces  
© Pink Popcorn Creative







*“In the end, it’s about creating places to which people want to go rather than have to go”*

Top: ING Cedar in Cumulus Park Amsterdam  
by HofmanDujardin  
© Matthijs van Roon

Right: Smart Dubai Office by dwp







**RFM55952001** LINE DISTORTION

Installation example 3 x 3 tiles

5595



144 cm



**RFM55952002** HEMP

Installation example 2 x 2 tiles

5595



96 cm



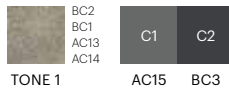
**RFM55952004** FOREST SKY

Installation example 3 x 7 tiles

5595



144 cm



**RFM55952005 INDUSTRIAL**

Installation example 3 x 7 tiles

5595



144 cm



BC1 AC13 AC14 BC2 AC15 AC16 BC3

**RFM55952003 CEMENT**

Installation example 2 x 2 tiles

5595



96 cm




BC1 AC13 AC14 BC2 AC15 AC16 BC3

**RFM55952006 GRADIENT**

Installation example 3 x 3 tiles


5595



144 cm



BC3 BC2 BC4 AC14 AC13 BC1











**RFM55952007** GRADIENT LINES

Installation example 3 x 7 tiles

5595



144 cm




**RFM55952008** TEXTURE LINES

Installation example 3 x 3 tiles

5595



144 cm




**RFM55952009** TEXTURE LINES

Installation example 3 x 3 tiles

5595



144 cm



**RFM55952010** TEXTURE LINES

Installation example 3 x 7 tiles

5595



144 cm



BC3 AC17


**RFM55952011** CLOTH

Installation example 3 x 7 tiles

5595



144 cm



BC1 AC13 BC2 AC74 BC3 AC17

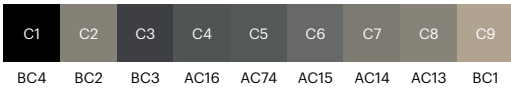
**RFM55952012 SOLID STRIPE**

5595

Installation example 6 x 3 tiles



288 cm



**RFM55952013 PARQUET**

5595

Installation example 6 x 3 tiles



288 cm



**RFM55952014** STONE WASH

5595

Installation example 6 x 7 tiles




288 cm

C1	C2	C3	C4	C5	C6	C7	C8	C9
AC13	BC2	AC15	AC16	BC3	AC17	AC39	AC40	AC42

## INSTALLATION INSPIRATION

The options are endless and we want you to make the most of them. Here are just three examples to fuel the creativity in your next floor design.




### **BRICK**

Installation example with 96x96 cm tiles

---

RFM55952016






**MONOLITHIC**

Installation example with 24x96 cm planks

---

RFM55952016



**ASHLAR**

Installation example with 48x48 cm tiles

---

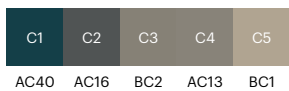
RFM55952016

**RFM55952015** HAZE  
Installation example 3 x 7 tiles

5595



144 cm




**RFM55952016** TRANSPARENT  
Installation example 3 x 7 tiles

5595



144 cm




**RFM55952017 CEMENT**  
Installation example 2 x 2 tiles

5595




96 cm



**RFM55952018 QUILT**  
Installation example 3 x 3 tiles

5595



144 cm



**RFM55952020 HEMP LINES**  
Installation example 3 x 3 tiles

5595



144 cm




**RFM55952021 TEXTILE**  
Installation example 3 x 3 tiles

5595



144 cm








**This carpet is also green.**  
Produced in Highline 1100 made  
from regenerated yarn.





# FLOORSCAPE INSPIRATION





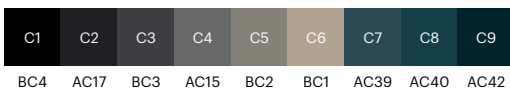
**RFM55952019** POETRY SLAM

5595

Installation example 3 x 7 tiles



144 cm



**RFM55952022** BORO WEAVE

5595

Installation example 3 x 3 tiles



144 cm



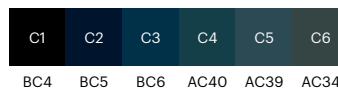
**RFM55952023** PIGMENT

5595

Installation example 3 x 3 tiles




144 cm












**RFM55202002 RUFFLE**  
Installation example 3 x 7 tiles

5520



144 cm



**RFM55202001 FLAX**  
Installation example 2 x 2 tiles

5520




96 cm

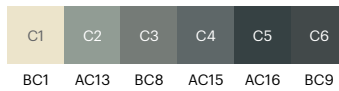


**RFM55202006 TWILL**  
Installation example 3 x 3 tiles

5520




144 cm




**RFM55202007 GRADIENT**

5520

Installation example 3 x 3 tiles




144 cm



**RFM55202005 WASHED MARBLE**

5520

Installation example 3 x 3 tiles




144 cm




**RFM55202004 RUSTIC TILES**

5520

Installation example 3 x 3 tiles



144 cm



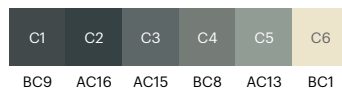
**RFM55202003 STEEL**

5520

Installation example 3 x 3 tiles




144 cm

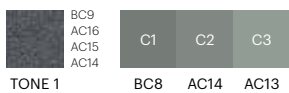


**RFM55202008** NEW TERRAZZO  
Installation example 6 x 7 tiles

5520



288 cm



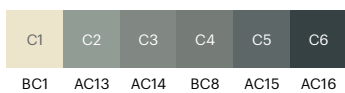


**RFM55202009** MARBLE  
Installation example 6 x 7 tiles

5520




288 cm



## INSTALLATION INSPIRATION

The options are endless and we want you to make the most of them. Here are just three examples to fuel the creativity in your next floor design.




### **ASHLAR**

Installation example with 96x96 cm tiles

---

RFM55202007




**BASKETWEAVE**

Installation example with 24x96 cm planks

---

RFM55202007



**BRICK**

Installation example with 48x48 cm tiles

---

RFM55202007





**From waste to beautiful carpets  
for a sustainable future.**

**We use 3,000 tonnes of plastic  
waste in our carpets every year.**





**RFM55202013** NEW SPANISH TILE

Installation example 3 x 7 tiles

5520



144 cm



BC12 BC9 AC15 BC1 AC13 BC8


**RFM55202010** CORTEX

Installation example 3 x 7 tiles

5520



144 cm



AC17 AC14 AC16 AC15 BC8 AC13 BC9

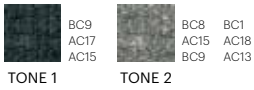


**RFM55202011** RIPPLE  
Installation example 3 x 3 tiles

5520




144 cm



**RFM55202014** SHADE  
Installation example 2 x 2 tiles

5520



96 cm

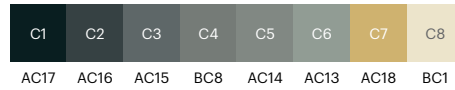


**RFM55202012** DIGITAL BLOOMING  
Installation example 3 x 3 tiles

5520



144 cm

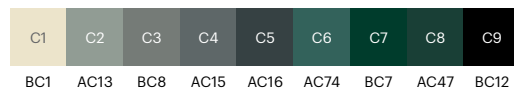


**RFM55202015** DRIZZLE  
Installation example 2 x 2 tiles

5520



96 cm

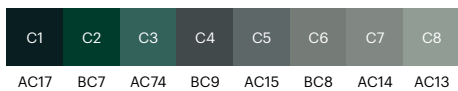


**RFM55202016** MINERAL  
Installation example 3 x 7 tiles

5520



144 cm




**RFM55202017** VERGE  
Installation example 3 x 7 tiles


5520



144 cm



FLOORSCAPE INSPIRATION






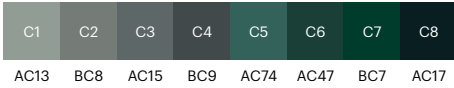


**RFM55202018** TIE DYE  
 Installation example 6 x 3 tiles

5520




288 cm



**RFM55202019** WASHED MARBLE  
 Installation example 6 x 3 tiles

5520



288 cm



**RFM55202020** STRIPY VELVET  
Installation example 6 x 7 tiles

5520



288 cm

C1	C2	C3	C4	C5
AC47	BC12	AC74	AC18	AC13










From waste to carpets  
for a sustainable future

**A green thread runs through everything we do. It has for decades and it'll continue into the future. We believe that every carpet is an opportunity to improve the sustainability of our environment and the wellbeing for people. We don't just care about the environment. It's part of the reason for us being in business. That's also why a large majority of our carpets are made from regenerated or renewable materials. In the right hands, waste becomes an excellent resource for doing good.**



From plastic bottles

to flakes

to fibres

to Ecotrust felt backings

From fishing nets

to chips

to yarns

to tile faces

## WASTE ISN'T WASTE UNTIL IT'S WASTED

We turn used plastic bottles into our Ecotrust felt backing. Bottles are transformed into a soft yet strong PET felt material that is long lasting and has great acoustic performance. All our carpet tiles come with this unique, patented backing.

Abandoned fishing nets and other industrial waste are used for the yarns that are used in many of our carpet constructions. Fishing nets account for one tenth of the waste in the ocean. They can drift for months and be a threat to sea life. Once collected, the fishing nets are cleaned, broken down and reborn as strong, hardwearing yarns that are both regenerated and regenerable.

We challenge the industry standards and rethink how aesthetics, quality and sustainability can be combined. Not only in terms of materials but in everything we do, and we invite you to follow The Green Thread with us. Read more about our sustainable ambitions and achievements at [egecarpets.com](http://egecarpets.com).





# STANDARD COLOUR PALETTES

All designs are developed in one of four standard colour palettes as shown below. Each palette has 12 solid base colours (BC1-12) and 65 accent colours (AC13-77).

**5500 BASE COLOUR PALETTE**

BC1	BC2	BC3	BC4
BC5	BC6	BC7	BC8
BC9	BC10	BC11	BC12

**5500 ACCENT COLOURS** for use in areas of max. 50 x 50 cm

AC13	AC14	AC15	AC16	AC17	AC48	AC49	AC50	AC51	AC52
AC18	AC19	AC20	AC21	AC22	AC53	AC54	AC55	AC56	AC57
AC23	AC24	AC25	AC26	AC27	AC58	AC59	AC60	AC61	AC62
AC28	AC29	AC30	AC31	AC32	AC63	AC64	AC65	AC66	AC67
AC33	AC34	AC35	AC36	AC37	AC68	AC69	AC70	AC71	AC72
AC38	AC39	AC40	AC41	AC42	AC73	AC74	AC75	AC76	AC77
AC43	AC44	AC45	AC46	AC47					

**5520 BASE COLOUR PALETTE**

BC1	BC2	BC3	BC4
BC5	BC6	BC7	BC8
BC9	BC10	BC11	BC12

**5520 ACCENT COLOURS** for use in areas of max. 50 x 50 cm

AC13	AC14	AC15	AC16	AC17	AC48	AC49	AC50	AC51	AC52
AC18	AC19	AC20	AC21	AC22	AC53	AC54	AC55	AC56	AC57
AC23	AC24	AC25	AC26	AC27	AC58	AC59	AC60	AC61	AC62
AC28	AC29	AC30	AC31	AC32	AC63	AC64	AC65	AC66	AC67
AC33	AC34	AC35	AC36	AC37	AC68	AC69	AC70	AC71	AC72
AC38	AC39	AC40	AC41	AC42	AC73	AC74	AC75	AC76	AC77
AC43	AC44	AC45	AC46	AC47					

**5575 BASE COLOUR PALETTE**

BC1	BC2	BC3	BC4
BC5	BC6	BC7	BC8
BC9	BC10	BC11	BC12

**5575 ACCENT COLOURS** for use in areas of max. 50 x 50 cm

AC13	AC14	AC15	AC16	AC17	AC48	AC49	AC50	AC51	AC52
AC18	AC19	AC20	AC21	AC22	AC53	AC54	AC55	AC56	AC57
AC23	AC24	AC25	AC26	AC27	AC58	AC59	AC60	AC61	AC62
AC28	AC29	AC30	AC31	AC32	AC63	AC64	AC65	AC66	AC67
AC33	AC34	AC35	AC36	AC37	AC68	AC69	AC70	AC71	AC72
AC38	AC39	AC40	AC41	AC42	AC73	AC74	AC75	AC76	AC77
AC43	AC44	AC45	AC46	AC47					

**5595 BASE COLOUR PALETTE**


BC1	BC2	BC3	BC4
BC5	BC6	BC7	BC8
BC9	BC10	BC11	BC12

**5595 ACCENT COLOURS** for use in areas of max. 50 x 50 cm

AC13	AC14	AC15	AC16	AC17	AC48	AC49	AC50	AC51	AC52
AC18	AC19	AC20	AC21	AC22	AC53	AC54	AC55	AC56	AC57
AC23	AC24	AC25	AC26	AC27	AC58	AC59	AC60	AC61	AC62
AC28	AC29	AC30	AC31	AC32	AC63	AC64	AC65	AC66	AC67
AC33	AC34	AC35	AC36	AC37	AC68	AC69	AC70	AC71	AC72
AC38	AC39	AC40	AC41	AC42	AC73	AC74	AC75	AC76	AC77
AC43	AC44	AC45	AC46	AC47					


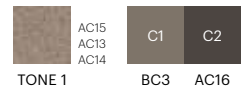
Try our recolour tool at  
egecarpets.com.

## RECOLOUR STEPS



### SELECT DESIGN

RFM55752014



### CHANGE COLOUR OF BACKGROUND

CHOOSE BETWEEN BASE COLOURS 1-12 AND IN AREAS OF MAX. 50 X 50 CM ALSO CHOOSE ACCENT COLOURS

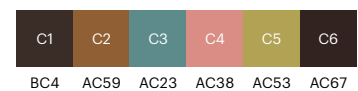
EK20152-100



### CHANGE COLOURS OF PATTERN


CHOOSE BETWEEN BASE COLOURS 1-12 AND ACCENT COLOURS FROM THE SAME COLOUR PALETTE AS USED FOR BACKGROUND

EK20152-101



# RECOLOUR EXAMPLES

Pick any design and make the colours fit perfectly with your surroundings by using colours from one of the four standard palettes shown on page 126. Try our recolour tool at [egecarpets.com](http://egecarpets.com).




**RFM55752023** MINERAL 5575  
Installation example 3 x 3 tiles

C1	C2	C3	C4	C5	C6	C7	C8
BC1	AC13	AC14	AC15	BC3	AC16	AC17	AC22




**RFM55002024** STONE SURFACE 5500  
Installation example 3 x 3 tiles

C1	C2	C3	C4	C5
AC18	AC19	AC20	AC21	AC22



**RFM55002023** WASHED MARBLE 5500  
Installation example 3 x 3 tiles

AC15	AC19	AC13
AC16	AC20	AC14
AC17	AC21	AC15
BC2	AC22	AC16
TONE 1	TONE 2	TONE 3



**RFM55952025** QUARTZ 5595  
Installation example 3 x 3 tiles

C1	C2	C3	C4	C5
AC52	AC51	AC50	AC49	AC48

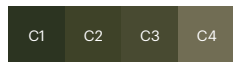




**RFM55952027** FADED ANGLE

5595

Installation example 3 x 3 tiles



AC32 AC31 AC30 AC29



**RFM55952026** RIPPLED PLASTER

5595

Installation example 3 x 3 tiles



AC66 AC64 AC63




**RFM55202022** STONE WASH

5520

Installation example 3 x 3 tiles




AC23 AC24 AC25 AC26 AC27



**RFM55752024** AERIAL MAP

5575

Installation example 3 x 3 tiles



AC17 BC3 AC15 AC14 AC13 AC39 AC40 AC41 BC1 AC42 AC16



**Choose from a variety of carpet qualities to enhance the style and ambience of your design project**



### **WE CAN HELP YOU FIND THE CARPET TO MATCH YOUR TASTE, SPECIFICATIONS AND PRACTICAL NEEDS**

With the Highline Express Tile Collection we offer you a wide variety of standard designs in different cut or loop piles. You even have the option of recolouring the designs to make them match the rest of your interior. If you're not looking for patterned carpets, we also offer flat woven, shag or tufted constructions in a wide palette of solid colours as well as multi-level loop structures.
















At Ege Carpets, you'll find many functional qualities, aesthetic colours, beautiful patterns, cool design collections and of course sustainable solutions in both broadloom and tiles. You can set new standards in floor design by combining different collections into distinctive design solutions that will fit practical needs, tastes, any kind of budget and with the utmost respect for the environment.

Create the perfect balance in your interior with the power of colours and an interesting mix of soft and hard materials. Use the carpet as one of your key building stones in creating a comfortable and soothing atmosphere in terms of design and colour, texture and feel. You can choose different carpets for different rooms and areas or use creative combinations to move or guide people. Or just to make them feel good.












Check out the collections at [egecarpets.com](http://egecarpets.com) and find the carpet that fits your next floor design.



**Stone**












<p><b>PAGE 020</b> Stone Surface</p> <p>RFM55002003</p> 	<p><b>PAGE 040</b> Stone Surface</p> <p>RFM55002020</p> 	<p><b>PAGE 030</b> Composite</p> <p>RFM55002007</p> 	<p><b>PAGE 033</b> Quartz</p> <p>RFM55002014</p> 	<p><b>PAGE 044</b> Washed Marble</p> <p>RFM55752003</p> 	<p><b>PAGE 103</b> Washed Marble</p> <p>RFM55202005</p> 
<p><b>PAGE 118</b> Washed Marble</p> <p>RFM55202019</p> 	<p><b>PAGE 047</b> Terrazzo</p> <p>RFM55752005</p> 	<p><b>PAGE 051</b> New Terrazzo</p> <p>RFM55752014</p> 	<p><b>PAGE 104</b> New Terrazzo</p> <p>RFM55202008</p> 	<p><b>PAGE 079</b> Cement</p> <p>RFM55952003</p> 	<p><b>PAGE 091</b> Cement</p> <p>RFM55952017</p> 
<p><b>PAGE 103</b> Rustic Tiles</p> <p>RFM55202004</p> 	<p><b>PAGE 105</b> Marble</p> <p>RFM55202009</p> 	<p><b>PAGE 112</b> New Spanish Tile</p> <p>RFM55202013</p> 			

**Surface**









<p><b>PAGE 036</b> Rainy Ocean</p> <p>RFM55002018</p> 	<p><b>PAGE 044</b> Tangle</p> <p>RFM55752002</p> 	<p><b>PAGE 046</b> Rippled Plaster</p> <p>RFM55752004</p> 	<p><b>PAGE 055</b> Washed</p> <p>RFM55752013</p> 	<p><b>PAGE 056</b> Steel</p> <p>RFM55752016</p> 	<p><b>PAGE 056</b> Steel</p> <p>RFM55752017</p> 
<p><b>PAGE 057</b> Steel</p> <p>RFM55752015</p> 	<p><b>PAGE 103</b> Steel</p> <p>RFM55202003</p> 	<p><b>PAGE 062</b> Ripple</p> <p>RFM55752019</p> 	<p><b>PAGE 113</b> Ripple</p> <p>RFM55202011</p> 	<p><b>PAGE 102</b> Ruffle</p> <p>RFM55202002</p> 	

# INDEX

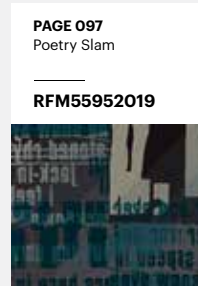

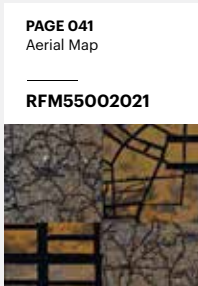
## Texture

<p><b>PAGE 032</b> Waste</p> <hr/> <p><b>RFM55002010</b></p> 	<p><b>PAGE 035</b> Chenille</p> <hr/> <p><b>RFM55002016</b></p> 	<p><b>PAGE 035</b> Gradient Block</p> <hr/> <p><b>RFM55002017</b></p> 	<p><b>PAGE 036</b> Grainy Texture</p> <hr/> <p><b>RFM55002015</b></p> 	<p><b>PAGE 045</b> Spotlight</p> <hr/> <p><b>RFM55752006</b></p> 	<p><b>PAGE 047</b> Shade</p> <hr/> <p><b>RFM55752012</b></p> 
<p><b>PAGE 113</b> Shade</p> <hr/> <p><b>RFM55202014</b></p> 	<p><b>PAGE 079</b> Gradient</p> <hr/> <p><b>RFM55952006</b></p> 	<p><b>PAGE 103</b> Gradient</p> <hr/> <p><b>RFM55202007</b></p> 	<p><b>PAGE 113</b> Drizzle</p> <hr/> <p><b>RFM55202015</b></p> 	<p><b>PAGE 114</b> Verge</p> <hr/> <p><b>RFM55202017</b></p> 	


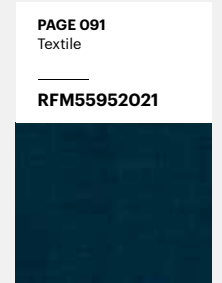
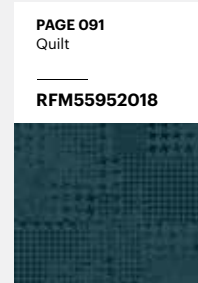






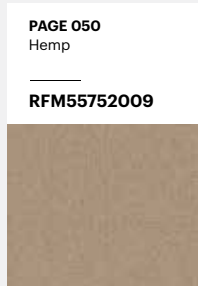

## Crafted

<p><b>PAGE 037</b> Mantra Weave</p> <hr/> <p><b>RFM55002019</b></p> 	<p><b>PAGE 041</b> Glass Distortion</p> <hr/> <p><b>RFM55002022</b></p> 	<p><b>PAGE 050</b> Fusion</p> <hr/> <p><b>RFM55752007</b></p> 	<p><b>PAGE 063</b> Digital Blooming</p> <hr/> <p><b>RFM55752021</b></p> 	<p><b>PAGE 113</b> Digital Blooming</p> <hr/> <p><b>RFM55202012</b></p> 	<p><b>PAGE 097</b> Pigment</p> <hr/> <p><b>RFM55952023</b></p> 
<p><b>PAGE 114</b> Mineral</p> <hr/> <p><b>RFM55202016</b></p> 	<p><b>PAGE 118</b> Tie Dye</p> <hr/> <p><b>RFM55202018</b></p> 				

Urban













Woven
















# INDEX

## Faded

<p><b>PAGE 020</b> Simple Velvet</p> <p>RFM55002001</p> 	<p><b>PAGE 032</b> Industrial</p> <p>RFM55002012</p> 	<p><b>PAGE 079</b> Industrial</p> <p>RFM55952005</p> 	<p><b>PAGE 033</b> Imperfection</p> <p>RFM55002013</p> 	<p><b>PAGE 045</b> Stripy Velvet</p> <p>RFM55752008</p> 	<p><b>PAGE 119</b> Stripy Velvet</p> <p>RFM55202020</p> 
<p><b>PAGE 063</b> Toil</p> <p>RFM55752022</p> 	<p><b>PAGE 087</b> Stone Wash</p> <p>RFM55952014</p> 	<p><b>PAGE 090</b> Haze</p> <p>RFM55952015</p> 	<p><b>PAGE 090</b> Transparent</p> <p>RFM55952016</p> 		

## Lines

<p><b>PAGE 021</b> Faded Angle</p> <p>RFM55002006</p> 	<p><b>PAGE 031</b> Melange Stripe</p> <p>RFM55002009</p> 	<p><b>PAGE 051</b> Ribbon</p> <p>RFM55752010</p> 	<p><b>PAGE 062</b> Ribbon</p> <p>RFM55752020</p> 	<p><b>PAGE 055</b> Frill</p> <p>RFM55752011</p> 	<p><b>PAGE 078</b> Line Distortion</p> <p>RFM55952001</p> 
<p><b>PAGE 084</b> Gradient Lines</p> <p>RFM55952007</p> 	<p><b>PAGE 084</b> Texture Lines</p> <p>RFM55952008</p> 	<p><b>PAGE 084</b> Texture Lines</p> <p>RFM55952009</p> 	<p><b>PAGE 085</b> Texture Lines</p> <p>RFM55952010</p> 	<p><b>PAGE 086</b> Solid Stripe</p> <p>RFM55952012</p> 	<p><b>PAGE 086</b> Parquet</p> <p>RFM55952013</p> 
<p><b>PAGE 091</b> Hemp Lines</p> <p>RFM55952020</p> 					





### Cradle to Cradle Certified™

This collection is Cradle to Cradle Certified™. The idea behind Cradle to Cradle is that the Earth's finite resources shouldn't go to waste. They should be re-used in new contexts, with no detrimental effect on people or the environment. In other words, the goal is to eliminate waste.

### Indoor Air Comfort Gold

This collection is Indoor Air Comfort Gold certified, showing compliance of product emissions with the criteria of many of the voluntary specifications issued by the most relevant ecolabels and similar specifications in the EU. Gold certified products are best-in-class for low emissions and good for indoor air quality.

### The Green Thread

A green thread runs through everything we do. It has for decades and will continue into the future. We do our outmost to protect the environment and improve the wellbeing of people. Read more about The Green Thread at [egecarpets.com](http://egecarpets.com).



Cover: Scandia 2000 White 300 g, FSC®, Nordic Swan Ecolabel  
Contents: MultiArt Silk 150 g, FSC®, Nordic Swan Ecolabel  
Arena Natural Bulk 120 g, FSC®  
Print: Green Graphic, Denmark

FSC® is the mark of responsible forestry. [www.fsc.org](http://www.fsc.org).

The objective of the Nordic Swan Ecolabel is to reduce the overall environmental impact from production and consumption of goods. [www.nordic-ecolabel.org](http://www.nordic-ecolabel.org)



BY APPOINTMENT TO THE ROYAL DANISH COURT

Ege Carpets A/S



**ege**<sup>®</sup>

[egecarpets.com](http://egecarpets.com)