

# Lutron Electronics

## FF&E Motorized Window Treatments Specification Guide



**Project Name:** \_\_\_\_\_

**Manufacturer:**

Lutron Electronics Co., Inc.  
7200 Suter Road  
Coopersburg, PA 18036  
www.lutron.com

**Lutron Contact:**

Name: \_\_\_\_\_

Phone: \_\_\_\_\_

Email: \_\_\_\_\_

**Authorized Local Lutron Installer:** \_\_\_\_\_

**Page 2:** Quick Reference Guide

**Page 3:** Public Space Roller Shades

**Page 4:** Public Space Drapery Track

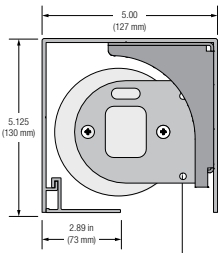
**Page 5:** Guestroom Roller Shades

**Page 6:** Guestroom Drapery Track

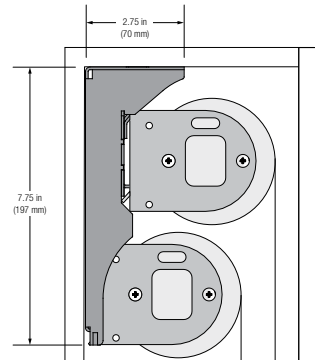
## QUICK REFERENCE GUIDE TO SUPPORT FF&E SPECIFICATION

### Mounting for Roller Shade:

#### Single pocket

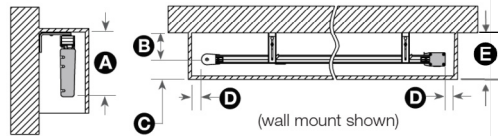


#### Dual pocket



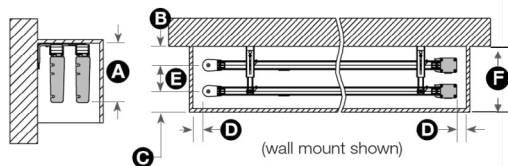
### Dimensions

#### Single drapery track




- A. 11.25 in (286 mm)
- B. 3.5 in (89 mm)
- C. 2.5 in (64 mm)
- D. 1 in (25 mm)
- E. 6 in (152 mm)

#### Dual drapery track




- A. 11.25 in (286 mm)
- B. 3.5 in (89 mm)
- C. 2.5 in (64 mm)
- D. 1 in (25 mm)
- E. 5.5 in (140 mm)
- F. 11.5 in (292 mm)

### Pleat Styles:



Ripplefold  
(120% fullness)




Pinchpleat  
(2.5x fullness)

### Ripplefold Style

Fullness is the ratio of fabric used to cover a particular opening.


#### 80% Fullness

Panel width = system width + 80%




#### 100% Fullness

Panel width = system width + 100%



#### 120% Fullness

Panel width = system width + 120%



### Pinchpleat Style

Pinchpleat drapery panels are offered at 3 fullness ratings:

- **3x:** panel width = system width x 3 (sheer fabrics only)
- **2.5x:** panel width = system width x 2.5
- **2x:** panel width = system width x 2

## LUTRON MOTORIZED ROLLER SHADES – PUBLIC SPACES

**Location:** \_\_\_\_\_

**Description:** Lutron low-voltage QS roller shade

**Opening Size:** Refer to drawings for location

**Shade Style:** Single Roller Shade or Dual Roller Shade

**Top Treatment:** Pocket Ceiling or Wall Mount – refer to drawings

**Power Supplies:** 10 output QSPS power panel or Remote mount J-box power supply or Plug-in power supply

**Control System:** To be integrated with Lutron lighting control system – Yes or No

(select one:) Quantum Athena Lutron QS Other Lutron System – coordinate with Lutron rep or client



**Wall Control:** Lutron Wall Control Options by Control System:


Quantum: Palladiom SeeTouch Pico

Athena: Palladiom SeeTouch Pico

Lutron QS: Pico Wireless

Standalone (no system): Pico Wireless

To be coordinated with owner



Palladiom



seeTouch



Pico wireless

### Fabric:

Note: All Lutron fabric options (and samples) can be found on [performanceshadingadvisor.com](http://performanceshadingadvisor.com)

Blackout Fabric Name: \_\_\_\_\_ Part Number: \_\_\_\_\_

Sheer Fabric Name: \_\_\_\_\_ Part Number: \_\_\_\_\_

**Installation:** Lutron low-voltage shades to be procured through authorized installer

### Notes:

- Installer to field-verify all dimensions prior to ordering roller shade/fabric
- Refer to ceiling details, elevations and furniture plan for further details
- Contact Lutron rep for authorized installers in area or customer service at [commercialshadesCS@lutron.com](mailto:commercialshadesCS@lutron.com)



## LUTRON MOTORIZED DRAPERY TRACK – PUBLIC SPACES

**Location:** \_\_\_\_\_

**Description:** Lutron low-voltage QS Drapery

**Opening Size:** Refer to drawings for location

**Shade Style:** Drapery Track

**Top Treatment:** Mounted in Ceiling Pocket or Recessed Mount



**Note:** For blackout draperies, to avoid light leakage please refer to Lutron App Note 765

**Power Supplies:** 10 output QSPS power panel or Remote mount J-box power supply or Plug-in power supply

**Control System:** To be integrated with Lutron lighting control system – Yes or No

(select one:) Quantum Athena Lutron QS Other Lutron System – coordinate with Lutron rep or client  
Alena Pull-to-Start (standalone, no control required, weight limitations apply, see spec sheet)


**Wall Control:** Lutron Wall Control Options by Control System:

Quantum: Palladiom SeeTouch Pico

Athena: Palladiom SeeTouch Pico

Lutron QS: Pico Wireless

Standalone (no system): Pico Wireless



Palladiom



seeTouch



Pico wireless

**Configuration:** Left Draw Center Draw Right Draw

**COM Fabric:** Drapery fabric TBD – Lutron does not provide drapery panels

**Sheer Style:** Ripplefold or Pinchpleat

**Sheer Fullness:** Ripplefold: 80% 100% 120% - Pinchpleat: 2.5X 3X

**Blackout Style:** Ripplefold or Pinchpleat

**Blackout Fullness:** Ripplefold: 80% 100% 120% - Pinchpleat: 2X 2.5X 3X

**Installation:** Lutron low-voltage shades to be procured through authorized installer

### Notes:

- Installer to field-verify all dimensions and carrier track spacing prior to ordering drapery track/fabric
- Confirm drapery fabric panel weight to be compatible with drapery track weight restrictions
- Carrier track spacing to be provided by installer/Lutron and shared with drapery workroom to ensure proper panel production and installation. Procurement agency to facilitate communication.
- Refer to ceiling details, elevations and furniture plan for further details.
- Contact Lutron rep for authorized installers in area or customer service at [commercialshadesCS@lutron.com](mailto:commercialshadesCS@lutron.com)

## LUTRON MOTORIZED ROLLER SHADES – GUESTROOMS & ADA GUESTROOMS

**Location:** \_\_\_\_\_

**Description:** Lutron low-voltage QS roller shade

**Opening Size:** Refer to drawings for location

**Shade Style:** Roller Shade

**Top Treatment:** Ceiling mounted in pocket

**Power Supplies:** Remote mount J-box power supply or Plug-in power supply

**Control System:** Lutron myRoom Guestroom Management System or Standalone (no system)


To be integrated with Lutron myRoom system during commissioning



**Wall Control:**

myRoom: Palladiom or Pico

Standalone: Pico Wireless



Palladiom



Pico wireless

**Note:** To ensure full blackout, please reference Lutron App Note 765

**Note on ADA Guestrooms:** Certain building codes mandate motorized window treatments for ADA Guestrooms. ADA Shades can be standalone (no system) or integrated into myRoom system.

**Fabric:**

Note: All Lutron fabric options (and samples) can be found on [performanceshadingadvisor.com](http://performanceshadingadvisor.com)

Blackout Fabric Name: \_\_\_\_\_ Part Number: \_\_\_\_\_

Sheer Fabric Name: \_\_\_\_\_ Part Number: \_\_\_\_\_

**Installation:** Lutron low-voltage shades to be procured through authorized installer

**Notes:**

- Installer to field-verify all dimensions prior to ordering roller shade/fabric
- Refer to ceiling details, elevations and furniture plan for further details
- Contact Lutron rep for authorized installers in area or customer service at [commercialshadesCS@lutron.com](mailto:commercialshadesCS@lutron.com)

## LUTRON MOTORIZED DRAPERY TRACK – GUESTROOMS & ADA GUESTROOMS

**Location:** \_\_\_\_\_

**Description:** Lutron low-voltage Sivoia QS Drapery Track or  
Lutron low-voltage Alena Pull-to-Start Drapery

**Note:** Alena pull-to-start is the most cost-effective option, size limitations and weight restrictions apply. Review spec sheet or consult Lutron rep.

**Opening Size:** Refer to drawings for location

**Shade Style:** Drapery Track

**Top Treatment:** Mounted in Ceiling Pocket or Recessed Mount

**Power Supplies:** Remote J-Box power supply or Plug in power supply

**Control System:** To be integrated with Lutron lighting control system – Yes or No

(select one:) Quantum Athena Lutron QS Other Lutron System – coordinate with Lutron rep or client  
Alena Pull-to-Start (standalone, no control required, weight limitations apply, see spec sheet)




**Wall Control:** Lutron Wall Control Options by Control System:

Quantum: Palladiom SeeTouch Pico

Athena: Palladiom SeeTouch Pico

Lutron QS: Pico Wireless

Standalone (no system): Pico Wireless



Palladiom



seeTouch



Pico wireless

**Configuration:** Left Draw Center Draw Right Draw

**Note:** For blackout draperies, to avoid light leakage please refer to Lutron App Note 765

**COM Fabric:** Drapery fabric TBD – Lutron does not provide drapery panels

**Sheer Style:** Ripplefold or Pinchpleat

**Sheer Fullness:** Ripplefold: 80% 100% 120% - Pinchpleat: 2.5X 3X

**Blackout Style:** Ripplefold or Pinchpleat

**Blackout Fullness:** Ripplefold: 80% 100% 120% - Pinchpleat: 2X 2.5X 3X

**Installation:** Lutron low-voltage shades to be procured through authorized installer

**Notes:**

- Installer to field-verify all dimensions and carrier track spacing prior to ordering drapery track/fabric
- Carrier track spacing to be provided by installer/Lutron and shared with drapery workroom to ensure proper panel production and installation. Procurement agency to facilitate communication.
- Refer to ceiling details, elevations and furniture plan for further details.
- Contact Lutron rep for authorized installers in area or customer service at [commercialshadesCS@lutron.com](mailto:commercialshadesCS@lutron.com)

