

Clips

Please note, clip SKUs and order information are non-exhaustive and for illustrative purposes only. Sample clip sizes are presented that would accommodate a certain exterior insulation thickness. Always consult the Hitch calculator and Longboard technical representatives to verify clip order information.

Hitch SD

Insulation Thickness	SKU
1"	HITCH.SD.15
1 ½"	HITCH.SD.20
2"	HITCH.SD.25
2 ½"	HITCH.SD.30

Hitch HD

Insulation Thickness	SKU
3"	HITCH.HD.22
4"	HITCH.HD.32
6"	HITCH.HD.52
8"	HITCH.HD.72
10"	HITCH.HD.92
16"	HITCH.HD.152

Hitch HD+

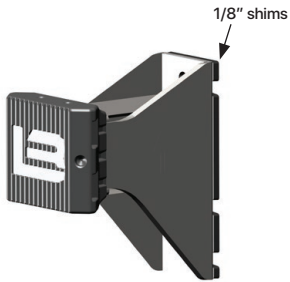
Insulation Thickness	SKU
6"	HITCH.HDP.47
8"	HITCH.HDP.67
10"	HITCH.HDP.87
12"	HITCH.HDP.107
14"	HITCH.HDP.127
16"	HITCH.HDP.147

Installation Accessories


Product	Qty	SKU
Girt Adapter	1	HITCH.GRTADPTR
Girt Connector	1	HITCH.GRTCNCTR
Insulation Piercing Tool	1	HITCH.PRCNGTL
Insulation Plunger Tool	1	HITCH.PLNGRTL
Insulation Piercing Kit	1	HITCH.INSULKIT
SD Thermal Base Shims	48, bag	SDTHBSHM.N48

Girts

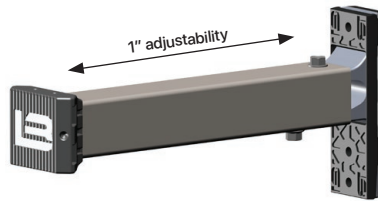
Depth	Type	72"	96"	120"	144"	192"
¾"	Standard	-	HITCH.75STDGRT.96	HITCH.75STDGRT.120	HITCH.75STDGRT.144	HITCH.75STDGRT.192
¾"	Edge	-	HITCH.75EDGGRT.96	HITCH.75EDGGRT.120	HITCH.75EDGGRT.144	HITCH.75EDGGRT.192
¾"	Corner	HITCH.75CRNGRT.72	-	-	-	-
¾"	Corner Edge	HITCH.75CRNEDGGRT.72	-	-	-	-
1"	Standard	-	HITCH.1STDGRT.96	HITCH.1STDGRT.120	HITCH.1STDGRT.144	HITCH.1STDGRT.192
1"	Edge	-	HITCH.1EDGGRT.96	HITCH.1EDGGRT.120	HITCH.1EDGGRT.144	HITCH.1EDGGRT.192
1"	Corner	HITCH.1CRNGRT.72	-	-	-	-
1"	Corner Edge	HITCH.1CRNEDGGRT.72	-	-	-	-



Hitch™ SD



Hitch™ HD




Hitch™ HD+




Standard Girt



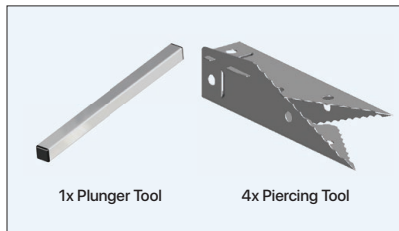
Edge Girt




Girt Adapter



Girt Connector



Insulation Piercing Kit



Corner Girt



Corner Edge Girt