



STUDIO

COLLECTION

2023/2024

ABOUT THE STUDIO COLLECTION

The STUDIO Collection is a curator of modern materials for both floor and wall tiles. We focus on high design, blending color with style into a variety of creative, flexible performance driven, visionary product groups.

VERSATILE, NEW LOOK

Our versatile collections include the latest trends in porcelain, ceramic, recycled rubber, quartz, LVT and more

AMERICAN MADE/STOCKED

Answering the demand for sustainable, high-quality floor and wall tiles that are American Made/Stocked, we can make your vision a reality.

EXPANSIVE RANGE OF PRODUCT SIZING & FORMATS

From standard sizing to large format 60" X 120"
Mosaics and trims to coordinate with each product line

Table of Contents:

Contemporary Look:

<i>Onda</i>	4-7
<i>Linea</i>	8-11
<i>Element</i>	12-15
<i>Modern Linen</i>	16-19

Wood Look:

<i>Corda</i>	20-23
<i>Alpine</i>	24-27

Concrete/Solid Look:

<i>Canvas</i>	28-31
<i>Vento</i>	32-35
<i>Forte</i>	36-39
<i>Moto</i>	40-43

Marble Look:

<i>Modern Marble</i>	44-47
----------------------------	-------

Stone/Quartz Look:

<i>Urban Quartz</i>	48-51
<i>Secco</i>	52-55
<i>Breccia</i>	56-59

Large Format Look:

<i>Mood 2.0</i>	60-63
-----------------------	-------

Ceramic Wall Tile:

<i>Form</i>	64-67
<i>Solar</i>	68-71
<i>Subway</i>	72-76
<i>Sidelights</i>	77-80
<i>Wrigley Brick</i>	81-84



ONDA is the stunning embodiment of the beauty and power of nature. Four dynamic colors flow across ONDA, creating a contemporary range that is both elegant and versatile and is sure to compliment any commercial space.

ONDA

CZ03-03M

ONDA COLLECTION OPTIONS

COLORS:




CZ03-01M



CZ03-02M



CZ03-03M



CZ03-04M

FINISH: MATTE


SIZE:



12" x 24"



6" x 24"



24" x 24"




24" x 48"

DECORS:



2" x 24"
on 12" x 24" sheet



2" x 2" Mosaic
on 12" x 12" sheet

TRIMS:



6" x 12"
Covebase



3" x 24"
Bullnose



ONDA PERFORMANCE DATA



Porcelain
Stoneware



Floor



Wall



Slight
Variation



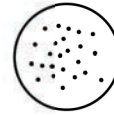
DCOF
Compliant



Thickness
9mm



Rectified
Tile



No
V.O.C.



Frost
Proof



Low Water
Absorption



USA
Made/Stock

Technical Feature	Method	Value Required ANSI A 137.1	Studio Collection Results
Facial Dimension	ASTM C-499	$\pm 0.25\%$ or ± 0.03 in	In accordance with ANSI A 137.1
Wedging	ASTM C-502	$\pm 0.25\%$ or ± 0.03 in	In accordance with ANSI A 137.1
Warpage diagonal	ASTM C-485	$\pm 0.4\%$ or 0.07 in	In accordance with ANSI A 137.1
Warpage edge	ASTM C-485	$\pm 0.4\%$ or 0.05 in	In accordance with ANSI A 137.1
Thickness	ASTM C-499	Range: 0.040 inch max	In accordance with ANSI A 137.1
Water absorption	ASTM C-373	$\leq 0.5\%$	Passed "impervious tiles" Class P1
Breaking strength	ASTM C-648	≥ 250 lbs (≥ 1113 N)	≥ 400 lbs
Freeze thaw	ASTM C-1026	No damages	No damages
Chemical Resistance	ASTM C-650	As reported	Unaffected
Dynamic Coefficient of Friction	ANSI A 326.3	≥ 0.42	≥ 0.42

ONDA





Modern design, immersive shades and soft lines define the colors that have a soothing and comforting effect. Let LINEA transform your business into a work of art.

LINEA ———

CZ02-03M

LINEA COLLECTION OPTIONS

COLORS:



CZ02-01M



CZ02-02M



CZ02-03M



CZ02-04M

FINISH: MATTE

SIZE:



12" x 24"




6" x 24"



8" x 40"

DECORS:



2" x 2" Mosaic
on 12" x 12" sheet

TRIMS:



6" x 12"
Covebase



3" x 24"
Bullnose



CZ02-04M

LINEA

PERFORMANCE DATA



Porcelain
Stoneware



Floor




Wall



Slight
Variation



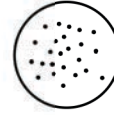
DCOF
Compliant



Thickness
9mm



Rectified
Tile



No
V.O.C.



Frost
Proof



Low Water
Absorption



USA
Made/Stock

Technical Feature	Method	Value Required ANSI A 137.1	Studio Collection Results
Facial Dimension	ASTM C-499	± 0.25% or ± 0.03 in	In accordance with ANSI A 137.1
Wedging	ASTM C-502	± 0.25% or ± 0.03 in	In accordance with ANSI A 137.1
Warpage Diagonal	ASTM C-485	± 0.4% or 0.07 in	In accordance with ANSI A 137.1
Warpage Edge	ASTM C-485	± 0.4% or 0.05 in	In accordance with ANSI A 137.1
Thickness	ASTM C-499	Range: 0.040 inch max	In accordance with ANSI A 137.1
Water Absorption	ASTM C-373	≤ 0.5%	Passed “impervious tiles” Class P1
Breaking Strength	ASTM C-648	≥ 250 lbs (≥ 1113N)	≥400 lbs
Freeze Thaw	ASTM C-1026	No damages	No damages
Chemical Resistance	ASTM C-650	As reported	Unaffected
Dynamic Coefficient of Friction	ANSI A 326.3	≥ 0.42	≥ 0.42

LINEA




CZ02-02M



CZ02-01M

ELEMENT is a versatile wood and bamboo look tile with a balanced natural color pallet. With its many sizes, this tile product will enhance any commercial space.



FD01-02M

ELEMENT

ELEMENT COLLECTION OPTIONS

COLORS:



FD01-01M

FD01-02M

FD01-03M

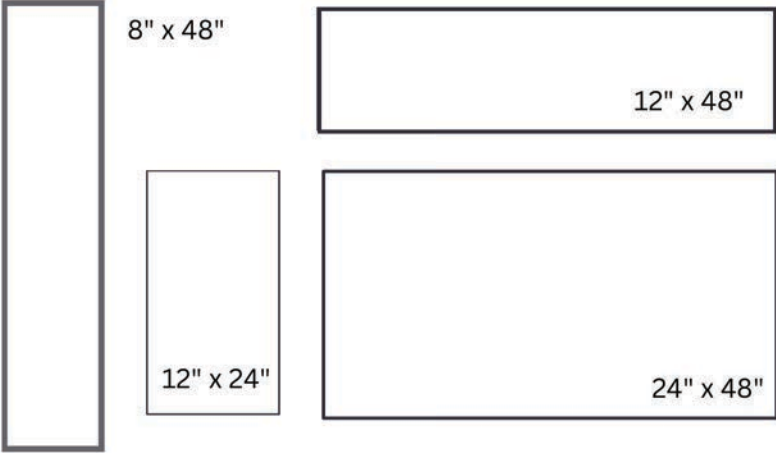
FD01-04M

FD01-05M


FD01-06M

FINISH: MATTE

SIZE:



DECORS:



2" x 2" Mosaic
on 12" x 12" sheet

TRIMS:



6" x 12"
Covebase



4" x 24"
Bullnose



FD01-06M

ELEMENT PERFORMANCE DATA



Porcelain
Stoneware



Floor



Wall



Slight
Variation



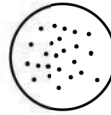
DCOF
Compliant



Thickness
8mm



Rectified
Tile



No
V.O.C.



Frost
Proof



Low Water
Absorption



USA
Made/Stock

Technical Feature	Method	Value Required ANSI A 137.1	Studio Collection Results
Facial Dimension	ASTM C-499	$\pm 0.25\%$ or ± 0.03 in	$\leq \pm 0.25\%$
Wedging	ASTM C-502	$\pm 0.25\%$ or ± 0.03 in	$\leq \pm 0.25\%$
Warpage Diagonal	ASTM C-485	$\pm 0.4\%$ or 0.07 in	$\leq \pm 0.40\%$
Warpage Edge	ASTM C-485	$\pm 0.4\%$ or 0.05 in	$\leq \pm 0.40\%$
Thickness	ASTM C-499	Range: 0.040 inch max	$\leq \pm 0.25\%$
Water Absorption	ASTM C-373	$\leq 0.5\%$	$\leq 0.1\%$
Breaking Strength	ASTM C-648	≥ 250 lbs (≥ 1113 N)	≥ 400 lbf.
Freeze Thaw	ASTM C-1026	No damages	No evidence of Damage
Chemical Resistance	ASTM C-650	As reported	Unaffected/Class A
Dynamic Coefficient of Friction	ANSI A 326.3	≥ 0.42	≥ 0.42

ELEMENT —



FD01-01M



FD01-03M



MODERN LINEN is inspired by a refined fabric design matched with a sublime color pallet on a porcelain tile. MODERN LINEN is a warm and enveloping look to compliment commercial spaces.

MODERN LINEN

PN01-04M



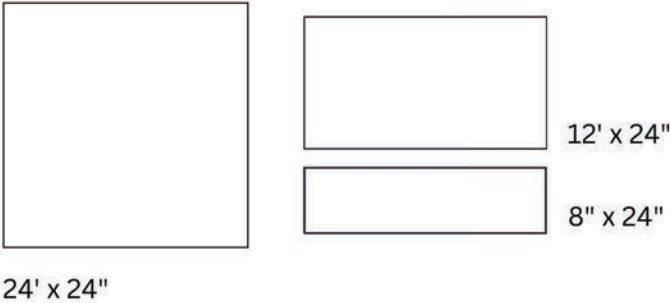
MODERN LINEN COLLECTION OPTIONS

COLORS:

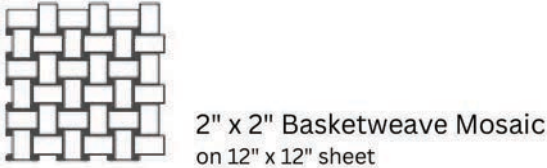


FINISH: MATTE

SIZE:



DECORS:



TRIMS:



MODERN LINEN

PERFORMANCE DATA



Porcelain
Stoneware



Floor



Wall



Slight
Variation



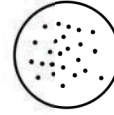
DCOF
Compliant



Thickness
9mm



Rectified
Tile



No
V.O.C.



Frost
Proof



Low Water
Absorption



USA
Made/Stock

Technical Feature	Method	Value Required ANSI A 137.1	Studio Collection Results
Facial Dimension	ASTM C-499	± 0.25% or ± 0.03 in	Conforms
Wedging	ASTM C-502	± 0.25% or ± 0.03 in	Conforms
Warpage Diagonal	ASTM C-485	± 0.4% or 0.07 in	Conforms
Warpage Edge	ASTM C-485	± 0.4% or 0.05 in	Conforms
Thickness	ASTM C-499	Range: 0.040 inch max	max ± 0.030 inch
Water Absorption	ASTM C-373	≤ 0.5%	Conforms
Breaking Strength	ASTM C-648	≥ 250 lbs (≥ 1113N)	425 lbs
Freeze Thaw	ASTM C-1026	No damages	No damages
Chemical Resistance	ASTM C-650	As reported	Unaffected
Dynamic Coefficient of Friction	ANSI A 326.3	≥ 0.42	≥ 0.42



This product has 40% recycled content

MODERN LINEN —





STUDIO
COLLECTION



CORDA is a clean and contemporary wood-look porcelain tile. The simple warm colors, light veining, and soft faces dress up any space.

CORDA —

Chevron CZ01-03M





USA
Made/Stock

CORDA COLLECTION OPTIONS

COLORS:



CZ01-01M



CZ01-02M



CZ01-03M



CZ01-04M

FINISH: MATTE

SIZE:



8" x 40" Chevron



8" x 40"

DECORS:



8" x 40"
Stave Mosaic

TRIMS:



2.5" x 20"
Bullnose



CZ01-02M

CORDA

PERFORMANCE DATA



Porcelain
Stoneware



Floor



Wall



Slight
Variation



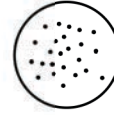
DCOF
Compliant



Thickness
9mm



Rectified
Tile



No
V.O.C.



Frost
Proof



Low Water
Absorption



USA
Made/Stock

Technical Feature	Method	Value Required ANSI A 137.1	Studio Collection Results
Facial Dimension	ASTM C-499	± 0.25% or ± 0.03 in	In accordance with ANSI A 137.1
Wedging	ASTM C-502	± 0.25% or ± 0.03 in	In accordance with ANSI A 137.1
Warpage diagonal	ASTM C-485	± 0.4% or 0.07 in	In accordance with ANSI A 137.1
Warpage edge	ASTM C-485	± 0.4% or 0.05 in	In accordance with ANSI A 137.1
Thickness	ASTM C-499	Range: 0.040 inch max	In accordance with ANSI A 137.1
Water absorption	ASTM C-373	≤ 0.5%	Passed "impervious tiles" Class P1
Breaking strength	ASTM C-648	≥ 250 lbs (≥ 1113N)	≥400 lbs
Freeze thaw	ASTM C-1026	No damages	No damages
Chemical Resistance	ASTM C-650	As reported	Unaffected
Dynamic Coefficient of Friction	ANSI A 326.3	≥ 0.42	≥ 0.42

CORDA





ALPINE —

ALPINE is a vivid wood with natural tones and prominent graining. It is a source of inspiration with enduring beauty. The design draws on a variety of natural wood types resulting in a unique grain pattern perfect for your next project.

PN03-05M



ALPINE COLLECTION OPTIONS

COLORS:




PN03-01M



PN03-02M



PN03-03M



PN03-04M



PN03-05M

FINISH: MATTE

SIZE:



8" x 36"



PN03-01M

ALPINE PERFORMANCE DATA



Porcelain
Stoneware



Floor




Wall



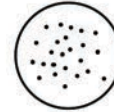
Slight
Variation



DCOF
Compliant



Thickness
9mm



No
V.O.C.



Frost
Proof



Low Water
Absorption



USA
Made/Stock

Technical Feature	Method	Value Required ANSI A 137.1	Studio Collection Results
Facial Dimension	ASTM C-499	± 0.25% or ± 0.03 in	Conforms
Wedging	ASTM C-502	± 0.25% or ± 0.03 in	Conforms
Warpage Diagonal	ASTM C-485	± 0.4% or 0.07 in	Conforms
Warpage Edge	ASTM C-485	± 0.4% or 0.05 in	Conforms
Thickness	ASTM C-499	Range: 0.040 inch max	max ± 0.030 inch
Water Absorption	ASTM C-373	≤ 0.5%	Conforms
Breaking Strength	ASTM C-648	≥ 250 lbs (≥ 1113N)	425 lbs
Freeze Thaw	ASTM C-1026	No damages	Resistant
Chemical Resistance	ASTM C-650	As reported	Resistant
Dynamic Coefficient of Friction	ANSI A 326.3	≥ 0.42	≥ 0.42



This product has 40% recycled content

ALPINE —





STUDIO
COLLECTION



CANVAS is a contemporary surface designed for minimalistic yet sophisticated areas. CANVAS provides a neutral and organic look for today's commercial spaces.

CANVAS —

IU01-04M

CANVAS COLLECTION OPTIONS

COLORS:



IU01-01M

IU01-02M

IU01-03M

IU01-04M

FINISH: MATTE

SIZE:




12" x 24"



24" x 48"

DECORS:



2" x 2" Mosaic
on 12" x 12" sheet

TRIMS:



6" x 12"
Covebase



4" x 24"
Bullnose



IU01-03M

CANVAS PERFORMANCE DATA



Porcelain
Stoneware



Floor




Wall



Slight
Variation



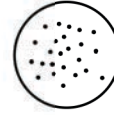
DCOF
Compliant



Thickness
8mm



Rectified
Tile



No
V.O.C.



Frost
Proof



Low Water
Absorption



USA
Made/Stock

Technical Feature	Method	Value Required ASNI A 137.1	Studio Collection Results
Facial Dimension	ASTM C-499	$\pm 0.25\%$ or ± 0.03 in	$\leq \pm 0.25\%$
Wedging	ASTM C-502	$\pm 0.25\%$ or ± 0.03 in	$\leq \pm 0.25\%$
Warpage Diagonal	ASTM C-485	$\pm 0.4\%$ or 0.07 in	$\leq \pm 0.40\%$
Warpage Edge	ASTM C-485	$\pm 0.4\%$ or 0.05 in	$\leq \pm 0.40\%$
Thickness	ASTM C-499	Range: 0.040 inch max	$\leq \pm 0.04$ in
Water Absorption	ASTM C-373	$\leq 0.5\%$	$\leq 0.1\%$
Breaking Strength	ASTM C-648	≥ 250 lbs (≥ 1113 N)	≥ 400 lbs
Freeze Thaw	ASTM C-1026	No damages	No evidence of damage
Chemical Resistance	ASTM C-650	As reported	Class A
Dynamic Coefficient of Friction	ANSI A 326.3	≥ 0.42	≥ 0.42

CANVAS —





VENTO

VENTO reinterprets industrial cement surfaces with a contemporary style, using subtle shades to create a balanced combination of color and structure. VENTO brings simple and balanced elegance to any interior design project.

PN02-01M

VENTO COLLECTION OPTIONS

COLORS:



PN02-01M



PN02-02M



PN02-03M




PN02-04M

FINISH: MATTE

SIZE:




12" x 24"



24" x 24"

DECORS:



3" x 3" Mosaic
on 12" x 12" sheet

TRIMS:



6" x 12"
Covebase



3" x 12"
Bullnose



PN02-03M

VENTO

PERFORMANCE DATA



Porcelain
Stoneware



Floor



Wall



Slight
Variation



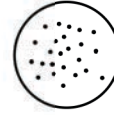
DCOF
Compliant



Thickness
9mm



Rectified
Tile



No
V.O.C.



Frost
Proof



Low Water
Absorption



USA
Made/Stock

Technical Feature	Method	Value Required ANSI A 137.1	Studio Collection Results
Facial Dimension	ASTM C-499	$\pm 0.25\%$ or ± 0.03 in	Conforms
Wedging	ASTM C-502	$\pm 0.25\%$ or ± 0.03 in	Conforms
Warpage Diagonal	ASTM C-485	$\pm 0.4\%$ or 0.07 in	Conforms
Warpage Edge	ASTM C-485	$\pm 0.4\%$ or 0.05 in	Conforms
Thickness	ASTM C-499	Range: 0.040 inch max	max ± 0.030 inch
Water Absorption	ASTM C-373	$\leq 0.5\%$	Conforms
Breaking Strength	ASTM C-648	≥ 250 lbs (≥ 1113 N)	350 lbs 9 mm 425 lbf 10 mm
Freeze Thaw	ASTM C-1026	No damages	No Damages
Chemical Resistance	ASTM C-650	As reported	Unaffected
Dynamic Coefficient of Friction	ANSI A 326.3	≥ 0.42	≥ 0.42



This product has 40% recycled content

VENTO



PN02-04M



PN02-02M



STUDIO
COLLECTION

FORTE forms a fusion of different materials such as limestone, cement, and stone to create a striking, alluring balanced matte surface. The veins and elements of these materials create a contemporary, balanced product.



FORTE

DC01-02M

FORTE COLLECTION OPTIONS

COLORS:




DC01-01M



DC01-02M



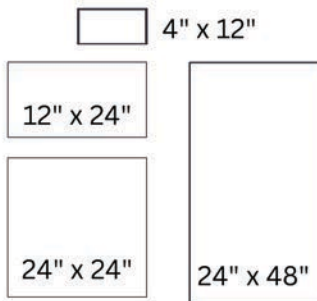
DC01-03M



DC01-04M

FINISH: MATTE

SIZE:



DECORS:



1 3/8" x 1 3/8" Mosaic
on 12" x 12" sheet

TRIMS:



4" x 24"
Bullnose



FORTE PERFORMANCE DATA



Porcelain
Stoneware



Floor




Wall



Slight
Variation



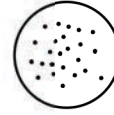
DCOF
Compliant



Thickness
8.5mm



Rectified
Tile



No
V.O.C.



Frost
Proof



Low Water
Absorption



USA
Made/Stock

Technical Feature	Method	Value Required ASNI A 137.1	Studio Collection Results
Facial Dimension	ASTM C-499	± 0.25% or ± 0.03 in	Comply
Wedging	ASTM C-502	± 0.25% or ± 0.03 in	Comply
Warpage Diagonal	ASTM C-485	± 0.4% or 0.07 in	Comply
Warpage Edge	ASTM C-485	± 0.4% or 0.05 in	Comply
Thickness	ASTM C-499	Range: 0.040 inch max	Comply
Water Absorption	ASTM C-373	≤ 0.5%	-0.20%
Breaking Strength	ASTM C-648	≥ 250 lbs (≥ 1113N)	Comply
Freeze Thaw	ASTM C-1026	No damages	Comply
Chemical Resistance	ASTM C-650	As reported	Comply
Dynamic Coefficient of Friction	ANSI A 326.3	≥ 0.42	≥ 0.42

FORTE —



DC01-01M



DC01-04M



SU01-01M

MOTO

Fresh and graceful, MOTO features subtle movement and neutral tones that range from serene grays to soft blues. MOTO provides a simple and sophisticated backdrop for a maximum design flexibility

MOTO COLLECTION OPTIONS

COLORS:



SU01-01M



SU01-02M



SU01-03M



SU01-04M



SU01-05M

FINISH: MATTE

SIZE:




12" x 24"



24" x 48"

DECORS:



2" x 2" Mosaic
on 12" x 12" sheet

TRIMS:



6" x 12"
Covebase



3" x 24"
Bullnose



MOTO PERFORMANCE DATA



Porcelain
Stoneware



Floor



Wall



Moderate
Variation



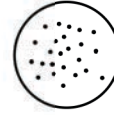
DCOF
Compliant



Thickness
8mm



Rectified
Tile



No
V.O.C.



Frost
Proof



Low Water
Absorption



USA
Made/Stock

Technical Feature	Method	Value Required ANSI A 137.1	Studio Collection Results
Facial Dimension	ASTM C-499	$\pm 0.25\%$ or ± 0.03 in	$\leq \pm 0.25\%$
Wedging	ASTM C-502	$\pm 0.25\%$ or ± 0.03 in	$\leq \pm 0.25\%$
Warpage Diagonal	ASTM C-485	$\pm 0.4\%$ or 0.07 in	$\leq \pm 0.40\%$
Warpage Edge	ASTM C-485	$\pm 0.4\%$ or 0.05 in	$\leq \pm 0.40\%$
Thickness	ASTM C-499	Range: 0.040 inch max	$\leq \pm 0.25\%$
Water Absorption	ASTM C-373	$\leq 0.5\%$	$\leq 0.1\%$
Breaking Strength	ASTM C-648	≥ 250 lbs (≥ 1113 N)	≥ 400 lb.
Freeze Thaw	ASTM C-1026	No damages	No evidence of damage
Chemical Resistance	ASTM C-650	As reported	Class A
Dynamic Coefficient of Friction	ANSI A 326.3	≥ 0.42	≥ 0.42

MOTO —





Featuring warm and cool colors from Marble Onyx and Quartz, MODERN MARBLE creatively reproduces the elegant finishes in both polished and matte finishes.

MODERN MARBLE

FD02-01M

MODERN MARBLE COLLECTION OPTIONS

COLORS:



FD02-01M

FD02-02M

FD02-03M


FD02-04M

FD02-05M

FD02-06M

FINISH: MATTE or POLISHED

SIZE:



24" x 24"




12" x 24"



24" x 48"

DECORS:



2" x 2" Mosaic
on 12" x 12" sheet

TRIMS:



6" x 12"
Covebase



4" x 24"
Bullnose



FD02-03M

MODERN MARBLE PERFORMANCE DATA



Porcelain
Stoneware



Floor




Wall



Moderate
Variation



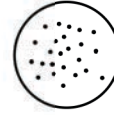
DCOF
Compliant



Thickness
8mm



Rectified
Tile



No
V.O.C.



Frost
Proof



Low Water
Absorption



USA
Made/Stock

Technical Feature	Method	Value Required ASNI A 137.1	Studio Collection Results
Facial Dimension	ASTM C-499	$\pm 0.25\%$ or ± 0.03 in	$\leq \pm 0.04$ in.
Wedging	ASTM C-502	$\pm 0.25\%$ or ± 0.03 in	$\leq \pm 0.25\%$
Warpage Diagonal	ASTM C-485	$\pm 0.4\%$ or 0.07 in	$\leq \pm 0.40\%$
Warpage Edge	ASTM C-485	$\pm 0.4\%$ or 0.05 in	$\leq \pm 0.40\%$
Thickness	ASTM C-499	Range: 0.040 inch max	$\leq \pm 0.25\%$
Water Absorption	ASTM C-373	$\leq 0.5\%$	$\leq 0.1\%$
Breaking Strength	ASTM C-648	≥ 250 lbs (≥ 1113 N)	≥ 400 lbs.
Freeze Thaw	ASTM C-1026	No damages	No evidence of damage
Chemical Resistance	ASTM C-650	As reported	Class A
Dynamic Coefficient of Friction	ANSI A 326.3	≥ 0.42	≥ 0.42

MODERN MARBLE





URBAN QUARTZ

URBAN QUARTZ is a stone looking tile that emulates quartz. It is a natural stone look in which each piece is crafted to enhance any space with its own unique personality.

DC02-02M

URBAN QUARTZ COLLECTION OPTIONS

COLORS:



DC02-01M



DC02-02M



DC02-03M



DC02-04M

FINISH: MATTE

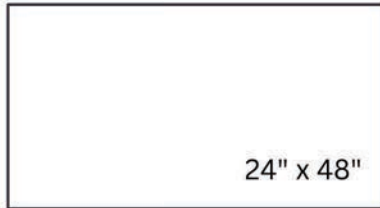
SIZE:




4" x 12"



12" x 24"




24" x 48"



12" x 48"

DECORS:



1 3/8" x 1 3/8" Mosaic
on 12" x 12" sheet

TRIMS:



4" x 24"
Bullnose



DC02-01M

DC02-03M

URBAN QUARTZ

PERFORMANCE DATA



Porcelain
Stoneware



Floor



Wall



Moderate
Variation



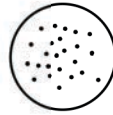
DCOF
Compliant



Thickness
8.5mm



Rectified
Tile



No
V.O.C.



Frost
Proof



Low Water
Absorption



USA
Made/Stock

Technical Feature	Method	Value Required ASNI A 137.1	Studio Collection Results
Facial Dimension	ASTM C-499	± 0.25% or ± 0.03 in	
Wedging	ASTM C-502	± 0.25% or ± 0.03 in	
Warpage diagonal	ASTM C-485	± 0.4% or 0.07 in	
Warpage edge	ASTM C-485	± 0.4% or 0.05 in	
Thickness	ASTM C-499	Range: 0.040 inch max	
Water absorption	ASTM C-373	≤ 0.5%	
Breaking strength	ASTM C-648	≥ 250 lbs (≥ 1113N)	
Freeze thaw	ASTM C-1026	No damages	
Chemical Resistance	ASTM C-650	As reported	
Dynamic Coefficient of Friction	ANSI A 326.3	Declare	
Dynamic Coefficient of Friction	ANSI A 326.3	Classified	

URBAN QUARTZ —



DC02-03M



DC02-01M
DC02-03M



STUDIO
COLLECTION



SECCO —

SECCO mirrors the depth and color of natural stone in a linear pattern in six harmonious colors.

SU02-05M

SECCO COLLECTION OPTIONS

COLORS:



SU02-01M



SU02-02M



SU02-03M



SU02-04M



SU02-05M



SU02-06M


FINISH: MATTE

SIZE:



12" x 24"

DECORS:



2" x 2" Mosaic
on 12" x 12" sheet

TRIMS:



6" x 12"
Covebase



4" x 24"
Bullnose



SU02-04M

SECCO PERFORMANCE DATA



Porcelain
Stoneware



Floor




Wall



Slight
Variation



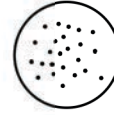
DCOF
Compliant



Thickness
8mm



Rectified
Tile



No
V.O.C.



Frost
Proof



Low Water
Absorption



USA
Made/Stock

Technical Feature	Method	Value Required ASNI A 137.1	Studio Collection Results
Facial Dimension	ASTM C-499	± 0.25% or ± 0.03 in	≤ ±0.25%
Wedging	ASTM C-502	± 0.25% or ± 0.03 in	≤ ±0.25%
Warpage Diagonal	ASTM C-485	± 0.4% or 0.07 in	≤ ±0.40%
Warpage Edge	ASTM C-485	± 0.4% or 0.05 in	≤ ± 0.40%
Thickness	ASTM C-499	Range: 0.040 inch max	≤ ±0.04 Inc.
Water Absorption	ASTM C-373	≤ 0.5%	≤ 0.1%
Breaking Strength	ASTM C-648	≥ 250 lbs (≥ 1113N)	≥ 400 lbs
Freeze Thaw	ASTM C-1026	No damages	No Evidence Of Damage
Chemical Resistance	ASTM C-650	As reported	Class A
Dynamic Coefficient of Friction	ANSI A 326.3	≥ 0.42	≥ 0.42

SECCO



SU02-02M



SU02-06M



BRECCIA is a simple stone look with a uniform, compact texture that is a stylish addition to any interior space.

BRECCIA

DC03-02M

BRECCIA COLLECTION OPTIONS

COLORS:



DC03-01M



DC03-02M



DC03-03M



DC03-04M



DC03-05M

FINISH: MATTE

SIZE:



12" x 24"

DECORS:



1 3/8" x 3" mosaic
on 12" x 12" sheet

TRIMS:



3" x 24"
Bullnose



DC03-01M

BRECCIA

PERFORMANCE DATA



Porcelain
Stoneware



Floor



Wall



Moderate
Variation



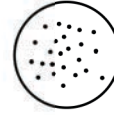
DCOF
Compliant



Thickness
8.5mm



Rectified
Tile



No
V.O.C.



Frost
Proof



Low Water
Absorption



USA
Made/Stock

Technical Feature	Method	Value Required ASNI A 137.1	Studio Collection Results
Facial Dimension	ASTM C-499	$\pm 0.25\%$ or ± 0.03 in	Comply
Wedging	ASTM C-502	$\pm 0.25\%$ or ± 0.03 in	Comply
Warpage Diagonal	ASTM C-485	$\pm 0.4\%$ or 0.07 in	Comply
Warpage Edge	ASTM C-485	$\pm 0.4\%$ or 0.05 in	Comply
Thickness	ASTM C-499	Range: 0.040 inch max	Comply
Water Absorption	ASTM C-373	$\leq 0.5\%$	~0.3%
Breaking Strength	ASTM C-648	≥ 250 lbs (≥ 1113 N)	Comply
Freeze Thaw	ASTM C-1026	No damages	Comply
Chemical Resistance	ASTM C-650	As reported	Comply
Dynamic Coefficient of Friction	ANSI A 326.3	≥ 0.42	≥ 0.42

BRECCIA





MOOD 2.0

MOOD 2.0 porcelain panels are large, slim and lightweight making them perfect for an endless variety of projects.

SP03-03M

MOOD 2.0

COLLECTION OPTIONS

COLORS:



SP03-01P
SP03-01M



SP03-02P
SP03-02M



SP03-03P
SP03-03M



SP03-04P
SP03-04M



SP03-06P
SP03-06M



SP03-05P



SP03-07P



SP03-08P

FINISHES: MATTE (M) & POLISHED (P)

SIZE AVAILABILITY:



30" x 60"



60" x 60"



60" x 120"

	30" x 60"	60" x 60"	60" x 120"
SP03-01M	M	M	M
SP03-02M	M	M	M
SP03-03M	M	M	M
SP03-04M	M	M	M
SP03-06M		M	M
SP03-01P	P	P	P
SP03-02P	P	P	P
SP03-03P	P	P	P
SP03-04P	P	P	P
SP03-05P		P	P
SP03-06P		P	P
SP03-07P		P	P
SP03-08P		P	P

MOOD 2.0

PERFORMANCE DATA



Porcelain
Stoneware



Floor




Wall



Slight
Variation



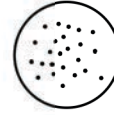
DCOF
Compliant



Thickness
6mm



Rectified
Tile



No
V.O.C.



Frost
Proof



Low Water
Absorption



USA
Made/Stock

Technical Feature	Method	Value Required ASNI A 137.1	Studio Collection Results
Facial Dimension	ASTM C-499	± 0.25% or ± 0.03 in	≤ ±0.25%
Wedging	ASTM C-502	± 0.25% or ± 0.03 in	≤ ±0.25%
Thickness	ASTM C-499	Range: 0.040 inch max	≤ ±0.02 inches
Water Absorption	ASTM C-373	≤ 0.5%	≤ 0.1%
Breaking Strength	ASTM C-648	≥ 250 lbs (≥ 1113N)	≥ 200 lb
Freeze thaw	ASTM C-1026	No damages	No Evidence Of Damage
Chemical Resistance	ASTM C-650	As reported	Class A
Dynamic Coefficient of Friction	ANSI A 326.3	≥ 0.42	≥ 0.42

MOOD 2.0





Inspired by a unique textured shape, FORM provides a range of classic colors that add a design statement to the wall of any space.

FORM

RV01-02G

FORM COLLECTION OPTIONS


COLORS:



RV01-01G




RV01-02G



RV01-03G



RV01-04G



RV01-05G

FINISH: GLOSSY

SIZE:



4" X 12"



FORM PERFORMANCE DATA



Ceramic
Stoneware



Wall



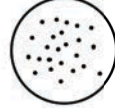
Uniform
Appearance



DCOF
Compliant



Thickness
8mm



No
V.O.C.



Low Water
Absorption



USA
Made/Stock

Technical Feature	Method	Value Required ASNI A 137.1	Studio Collection Results
Facial Dimension	ASTM C-499	$\pm 0.25\%$ or ± 0.03 in	Pass
Wedging	ASTM C-502	$\pm 0.25\%$ or ± 0.03 in	Pass
Warpage Diagonal	ASTM C-485	$\pm 0.4\%$ or 0.07 in	Pass
Warpage Edge	ASTM C-485	$\pm 0.4\%$ or 0.05 in	Pass
Thickness	ASTM C-499	Range: 0.040 inch max	Pass
Water Absorption	ASTM C-373	$\leq 0.5\%$	$\leq 20\%$
Breaking Strength	ASTM C-648	≥ 250 lbs (≥ 1113 N)	Not Applicable
Chemical Resistance	ASTM C-650	As reported	Unaffected

FORM





SOLAR is a special effect wall tile that is skillfully crafted with its intricate carving textured effect to provide maximum visual appeal.

SOLAR

RU02-05G

SOLAR COLLECTION OPTIONS

COLORS:




RU02-01G



RU02-02G



RU02-03G



RU02-04G



RU02-05G

FINISH: GLOSSY

SIZE:



3"X12"



SOLAR PERFORMANCE DATA



Ceramic
Stoneware



Wall



Uniform



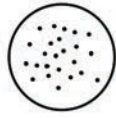
DCOF
Compliant



Thickness
9mm



Rectified
Tile



No
V.O.C.



Frost
Proof



Low Water
Absorption



USA
Made/Stock

Technical Feature	Method	Value Required ASNI A 137.1	Studio Collection Results
Facial Dimension	ASTM C-499	$\pm 0.25\%$ or ± 0.03 in	Pass
Wedging	ASTM C-502	$\pm 0.25\%$ or ± 0.03 in	Pass
Warpage Diagonal	ASTM C-485	$\pm 0.4\%$ or 0.07 in	Pass
Warpage Edge	ASTM C-485	$\pm 0.4\%$ or 0.05 in	Pass
Thickness	ASTM C-499	Range: 0.040 inch max	Pass
Water Absorption	ASTM C-373	$\leq 0.5\%$	$\leq 20\%$
Breaking Strength	ASTM C-648	≥ 250 lbs (≥ 1113 N)	Not Applicable
Chemical Resistance	ASTM C-650	As reported	Unaffected



This product has 25% recycled content

SOLAR —



THE SUBWAY

THE SUBWAY is a classic wall tile that comes in a variety of sizes, colors, and finishes. Let its' expansive color pallet be the inspiration for your next project.



RU03-23M
RU03-13G
RU03-25G

THE SUBWAY COLLECTION OPTIONS

FINISH: MATTE & GLOSSY OPTIONS

COLORS:





THE SUBWAY SIZE OPTIONS

	2" x 8"	3" x 6"	4 1/4" x 4 1/4"	6" x 6"	4 1/4" x 10"	4" x 12"	4 1/4" x 16"	6" x 18"	9 1/2" x 13"	13" x 24"	10" x 28"	12" x 36"	3" x 12"	3" x 12" Picket
RU03-01G	G	G	G	G	G		G	G						
RU03-02M		M	M	M	M		M							
RU03-03G		G	G	G										
RU03-04G		G	G	G										
RU03-05G		G	G	G										
RU03-06G		G	G	G										
RU03-07M		M	M											
RU03-08G		G	G	G										
RU03-09G		G					G						G	
RU03-10G		G	G	G										
RU03-11M		M	M											
RU03-12G		G	G	G										
RU03-13G		G	G											
RU03-14G		G	G											
RU03-15G		G	G											
RU03-16G		G					G						G	
RU03-17G		G	G	G	G									
RU03-18G		G	G											
RU03-19G		G					G						G	
RU03-20G		G	G											
RU03-21M		M	M	M	M		M							
RU03-22G		G	G	G	G		G	G						
RU03-23M		M	M	M	M		M						M	M
RU03-24G	G	G	G	G	G	G	G	G					G	G
RU03-25G		G	G											
RU03-26M	M	M	M	M	M	M	M	M					M	M
RU03-27G	G	G	G	G	G	G	G	G	G	G	G	G	G	G
RU03-28G		G	G											

*Note: G = Glossy M = Matte

THE SUBWAY PERFORMANCE DATA



Ceramic
Stoneware



Wall



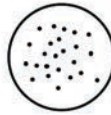
Slight
Variation



DCOF
Compliant



Thickness
9mm



No
V.O.C.



Frost
Proof



Low Water
Absorption



USA
Made/Stock

Technical Feature	Method	Value Required ANSI A 137.1	Studio Collection Results
Facial Dimension	ASTM C-499	± 0.25% or ± 0.03 in	In accordance with ANSI A 137.1
Wedging	ASTM C-502	± 0.25% or ± 0.03 in	In accordance with ANSI A 137.1
Warpage Diagonal	ASTM C-485	± 0.4% or 0.07 in	In accordance with ANSI A 137.1
Warpage Edge	ASTM C-485	± 0.4% or 0.05 in	In accordance with ANSI A 137.1
Thickness	ASTM C-499	Range: 0.040 inch max	In accordance with ANSI A 137.1
Water Absorption	ASTM C-373	≤ 0.5%	Passed “impervious tiles” Class P1
Breaking Strength	ASTM C-648	≥ 250 lbs (≥ 1113N)	≥400 lbs
Freeze Thaw	ASTM C-1026	No damages	No damages
Chemical Resistance	ASTM C-650	As reported	Unaffected
Dynamic Coefficient of Friction	ANSI A 326.3	≥ 0.42	≥ 0.42

THE SUBWAY —



RU03-23M/RU03-27G

THE SUBWAY —





RU04-09G


SIDELIGHTS —

Inspired by the movement of water, SIDELIGHTS transforms any space with its fresh colors and unique texture that creates a space that will stimulate your senses.

SIDELIGHTS COLLECTION OPTIONS

FINISH: GLOSSY

COLORS AVAILABLE IN 3" x 12" :



COLORS AVAILABLE IN 3" x 12" picket :



COLORS AVAILABLE IN 4" x 16" :



SIDELIGHTS PERFORMANCE DATA



Ceramic
Stoneware



Wall



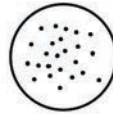
Uniform
Appearance



DCOF
Compliant



Thickness
7mm



No
V.O.C.



Frost
Proof



Low Water
Absorption



USA
Made/Stock

Technical Feature	Method	Value Required ANSI A 137.1	Studio Collection Results
Facial Dimension	ASTM C-499	± 0.25% or ± 0.03 in	Pass
Wedging	ASTM C-502	± 0.25% or ± 0.03 in	Pass
Warpage Diagonal	ASTM C-485	± 0.4% or 0.07 in	Pass
Warpage Edge	ASTM C-485	± 0.4% or 0.05 in	Pass
Thickness	ASTM C-499	Range: 0.040 inch max	Pass
Water Absorption	ASTM C-373	≤ 0.5%	>10%
Breaking Strength	ASTM C-648	≥ 250 lbs (≥ 1113N)	Meets or Exceeds
Chemical Resistance	ASTM C-650	As reported	Unaffected

SIDELIGHTS —




WRIGLEY BRICK is a ceramic wall tile that features the look of reclaimed brick. It comes in a moderate variety of shades where the colors vary from light to dark.

WRIGLEY
BRICK


EL01-03M

WRIGLEY BRICK COLLECTION OPTIONS

COLORS:



EL01-01M



EL01-02M




EL01-03M




EL01-04M




EL01-05M



EL01-06M




EL01-07M



EL01-08M



EL01-09M



EL01-10M



EL01-11M



EL01-12M



EL01-13M



EL01-14M

FINISH: MATTE


SIZE:



3" x 10"

WRIGLEY BRICK

PERFORMANCE DATA



Ceramic
Stoneware



Wall



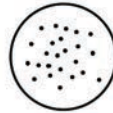
Substantial
Variation



DCOF
Compliant



Thickness
8mm



No
V.O.C.



Frost
Proof



Low Water
Absorption



USA
Made/Stock

Technical Feature	Method	Value Required ANSI A 137.1	Studio Collection Results
Facial Dimension	ASTM C-499	± 0.25% or ± 0.03 in	Comply
Wedging	ASTM C-502	± 0.25% or ± 0.03 in	Comply
Warpage Diagonal	ASTM C-485	± 0.4% or 0.07 in	Comply
Warpage Edge	ASTM C-485	± 0.4% or 0.05 in	Comply
Thickness	ASTM C-499	Range: 0.040 inch max	Comply
Water Absorption	ASTM C-373	≤ 0.5%	≤ 0.6%
Breaking Strength	ASTM C-648	≥ 250 lbs (≥ 1113N)	≥ 250 lbs (≥ 1113N)
Freeze Thaw	ASTM C-1026	No damages	N/A
Chemical Resistance	ASTM C-650	As reported	Comply
Dynamic Coefficient of Friction	ANSI A 326.3	≥ 0.42	≥ 0.42

WRIGLEY BRICK —



EL01-05M



EL01-11M